




Inter-Play

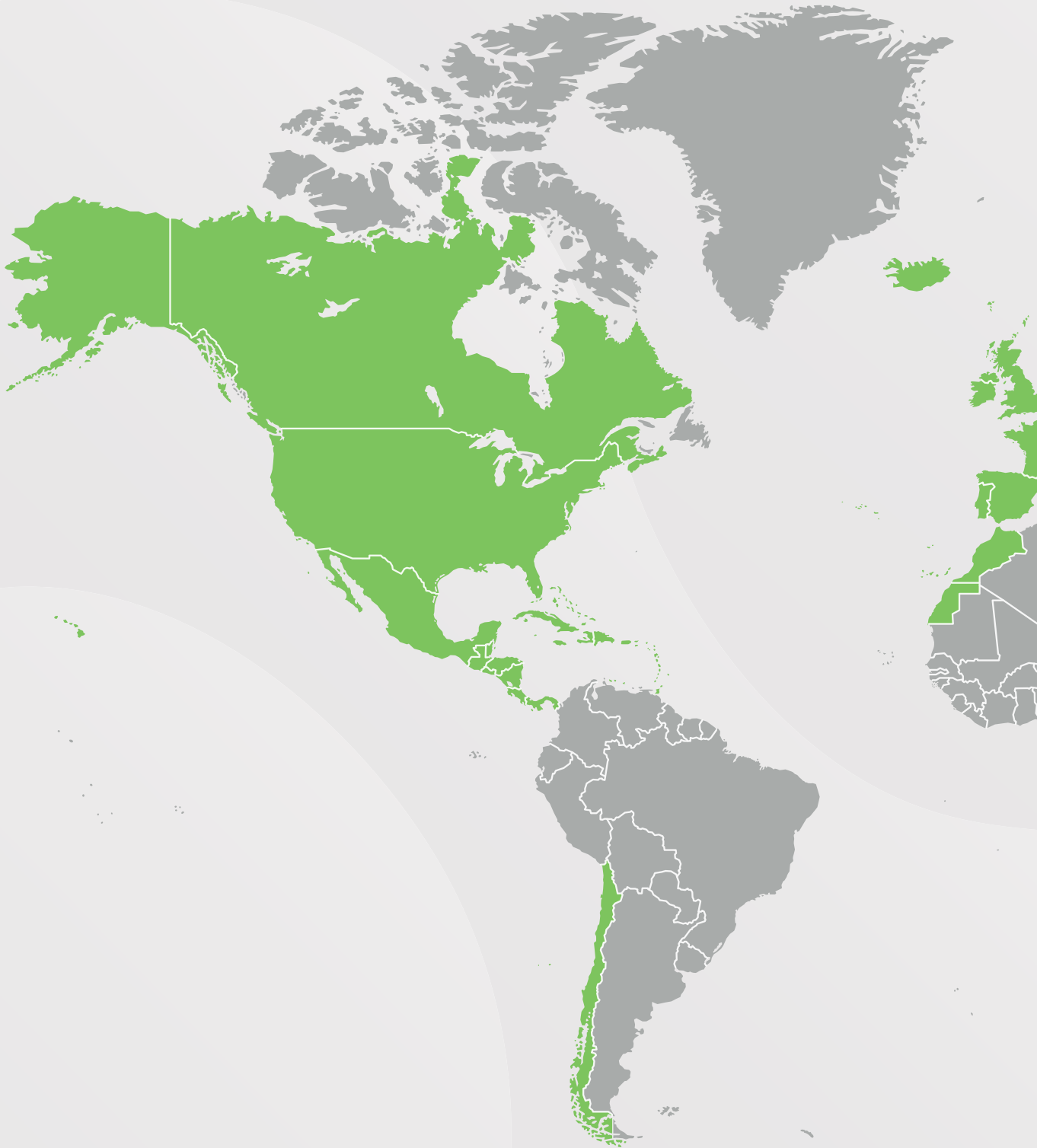
creating moving space

2024





Inter-Play
creating moving space





Playgrounds
Spielplätze

LIMAKO	8
LUMO PLAY	30
LINARIUM	36
INTEGRADO	46
SALTO	76
MONTO	98
ROTO	106
PARK	122
AKRA	136
ROBINIA	146
FLEXI-STEP	154



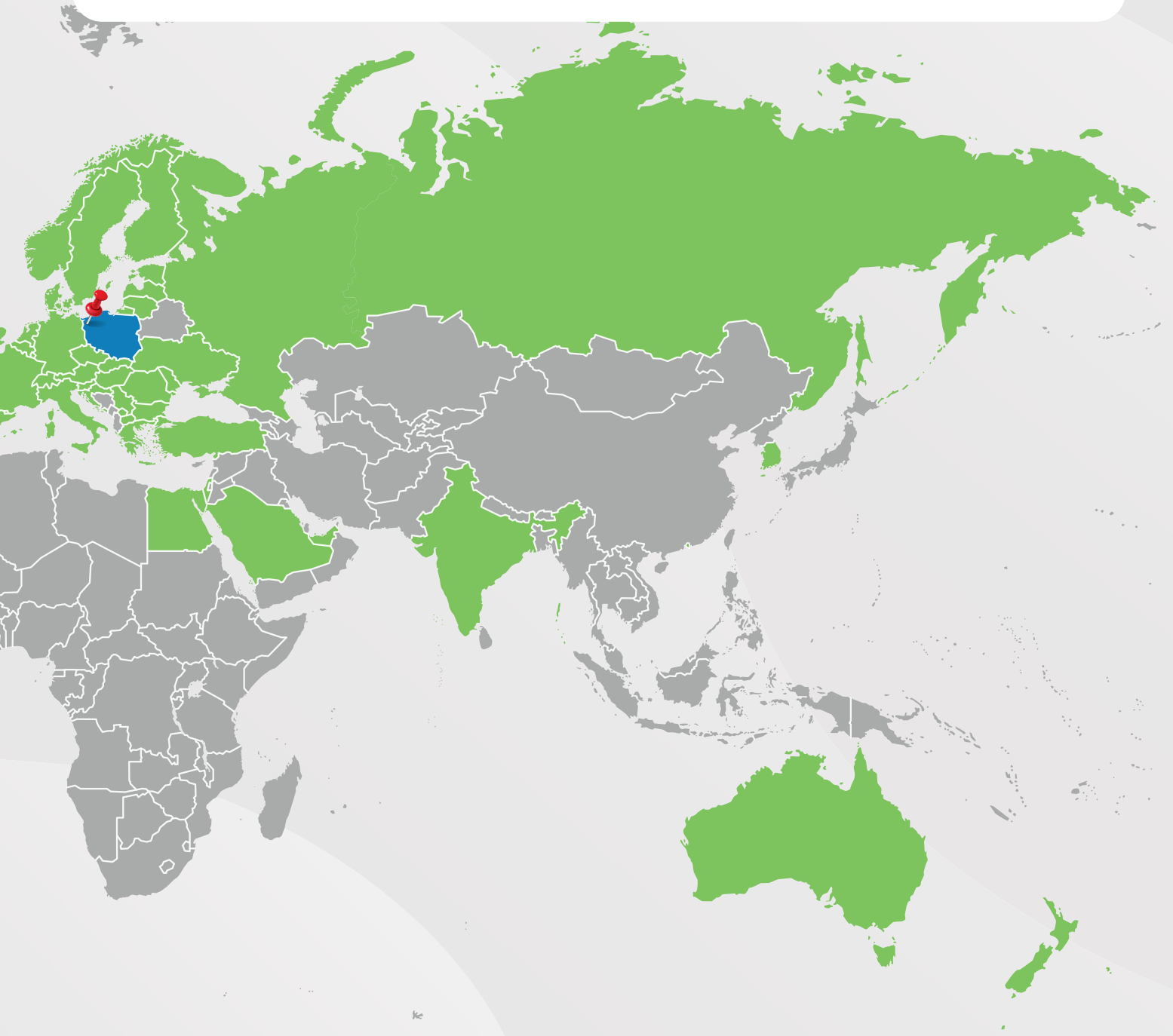
Sport equipment
Sportgeräte

FITNESS	158
STREET WORKOUT	170
NINJA PARK	188
ARENAS	190
OUTDOOR GAMES	196



Urban furniture
Stadtmobiliar

COLLECTIONS	202
BENCHES	204
TRASH BINS	212
BICYCLE RACKS	213



We are a producer of playgrounds, trampolines, sports and fitness equipment, and urban furniture. We have been producing playgrounds since 2006.

Collaborating with us guarantees the highest quality certified products compliant with EN 1176 and EN 16630 standards, along with a continually expanding range of new products and innovations.

An important part of our offer includes integrative equipment that allows people with mobility disabilities to play. Over 10,000 projects in 52 countries across all continents testify to the trust of our clients and business partners.



Wir sind ein Hersteller von Spielplätzen, Trampolinen, Sport- und Fitnessgeräten sowie Stadtmobiliar. Wir produzieren Spielplätze seit 2006.

Die Zusammenarbeit mit uns garantiert Produkte höchster Qualität, die nach den Normen EN 1176 und EN 16630 zertifiziert sind, sowie ein ständig wachsendes Angebot an neuen Produkten und Innovationen.

Ein wichtiger Teil unseres Angebots umfasst integrative Geräte, die es Menschen mit Mobilitätsbehinderungen ermöglichen, zu spielen. Über 10.000 Projekte in 52 Ländern auf allen Kontinenten zeugen vom Vertrauen unserer Kunden und Geschäftspartner.



Premium class playground
Premium-Spielplatz

2006

Global since
Seitdem Weltweit



For children of all ages
Für Kinder jeden Alters

52+

countries
Länder



Producent
Hersteller

10000+

projects
Referenzen



R&D department
F&E-Abteilung

EN 1176
EN 16630

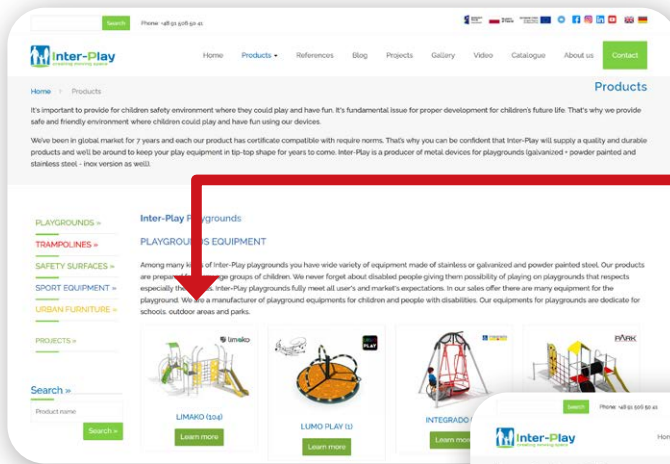
Safety
Sicherheit



How to download files | Herunterladen von Dateien

Go to the website: www.inter-play.eu

Besuchen Sie unsere Webseite: www.interplay-spiel.de

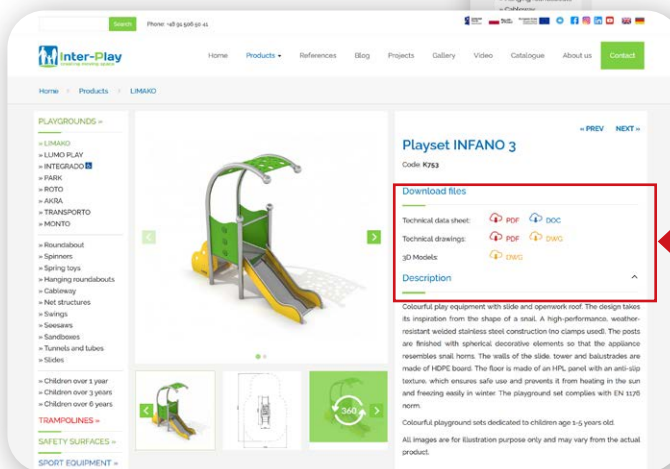
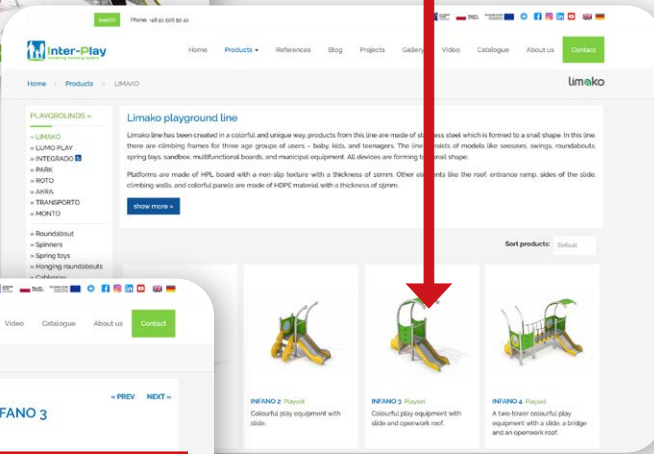


Click on the series of products

Klicken Sie auf die gewünschte Serie

Click on the product

Klicken Sie auf das Produkt



Download the files

Dateien herunterladen

Technical data sheet

Ausschreibungstext

Product specification

Technische Informationen

Technical drawings

Technische Zeichnungen

Dimensions useful for design

Abmessungen, die für das Design
nützlich sind

3D Models

3D Modelle

3D DWG model for designers

3D Modell für
Visualisierungsdesign



Download PDF

PDF herunterladen



Download PDF

PDF herunterladen



Download DWG

DWG herunterladen



Download DOC

DOC herunterladen



Download DWG

DWG herunterladen

Projects | Spielplatzprojekte

Many ready-made project proposals are available for download from our website. If you are looking for inspiration that will help you to create nice and unique playground feel free to use one of them.

Based on our equipment, you can set up a complete playground or a sports facility for children of all ages and abilities.

Playground projects have been divided into thematic groups. All you need to do is select the group of products you are interested in and you will see the available proposals. The site contains many ready-made visualizations. We hope that the presented solutions will inspire you to create fantastic places for recreation.

Auf unserer Website finden Sie auch beispielhafte Spielplatzprojekte. Auf einfache und bewährte Weise lassen sich interessante Objekte herstellen. Wir bieten multifunktionelle Spielplatzgeräte in verschiedenen Größen an, die für Kinder aller Altersstufen konzipiert sind. Durch geschickte Auswahl der Spielgeräte können Sie einen eigenen Spielplatz für bestimmte Zielgruppe erstellen - z.B. Kinderkrippe, Kindergarten, Schule, Wohnsiedlung, Park oder Hotel.

Beispielprojekte auf der Website stehen Ihnen kostenlos zur Verfügung. Laden Sie technische Spezifikationen, DWG-Zeichnungen und Visualisierung herunter.

limako



SALTO



FITNESS



integrado

limako







The LIMAKO series is snail-inspired and uniquely designed.

Die LIMAKO-Serie hat ein einzigartiges, von Schnecken inspiriertes Design und schöne, lebendige Farben.

A stainless steel construction maintains its modern look for years and does not require painting.

Eine Edelstahlkonstruktion bewahrt ihr modernes Aussehen über Jahre und erfordert keine Lackierung.

Durable polypropylene ropes, reinforced with a steel core ensures safety while playing.

Langlebige Polypropylen-Seile, sind mit einem Stahlkern verstärkt und sorgen für Sicherheit beim Spielen.

Entrance gangways and the climbing walls are made of HDPE which do not tear off and are easy to keep clean. Its vivid colours enhance the aesthetic value of the playground

Die Kletterwände sind aus HDPE-Platten hergestellt, die beim intensiven Nutzung nicht verschleifen und leicht zu reinigen sind. Ihre lebendigen Farben unterstreichen den ästhetischen Wert des Spielplatzes. erfordert keine Lackierung.

Extremely durable HPL platform board is equipped with non-slip structure that ensures safety and limits possibility of uncontrolled slippage during play.

Langlebige HPL- Platte mit einer rutschfesten Struktur gewährleistet die Sicherheit und begrenzt die Möglichkeit des unkontrollierten Rutschens während des Spiels.



Slides | Rutschen

Option I - stainless steel

Option II - plastic

Variante I - Edelstahl

Variante II - Kunststoff





Installation | Montagearten

Option I - to embed

Option II - concrete version

Variante I - zum Einbetonieren

Variante II - zum Verschrauben





INFANO 1
K751










INFANO 2
K752



INFANO 3
K753



INFANO 5
K755

						
INFANO 1	K751	1,33 x 1,00 x 2,25	4,33 x 4,00	0,55	1+	2
INFANO 2	K752	2,04 x 1,44 x 2,08	5,54 x 4,44	0,59	1+	3
INFANO 3	K753	2,50 x 0,80 x 2,00	6,01 x 3,78	0,59	1+	3
INFANO 5	K755	3,59 x 3,09 x 2,49	6,89 x 6,09	0,59	1+	5
INFANO 4	K754	3,08 x 2,59 x 2,49	6,08 x 6,09	0,59	1+	5
INFANO 6	K756	3,39 x 2,93 x 2,25	6,89 x 5,93	0,59	1+	4



INFANO 4
K754



INFANO 6
K756





DOMETO 1-1
K511



DOMETO 1-2
K512










DOMETO 2-1
K521



DOMETO 3-2
K532



								
DOMETO 1-1	K511			3,42 x 1,70 x 2,40	6,92 x 4,70	0,90	3+	3
DOMETO 1-2	K512			3,42 x 1,70 x 2,80	6,92 x 4,70	0,90	3+	3
DOMETO 2-1	K521			5,60 x 2,01 x 2,80	9,10 x 5,01	0,90	3+	5
DOMETO 2-2	K522			4,48 x 3,94 x 2,80	7,48 x 7,94	0,90	3+	5
DOMETO 2-3	K523			6,18 x 3,94 x 2,80	9,18 x 7,94	0,90	3+	5
DOMETO 3-1	K531			6,17 x 5,60 x 2,80	9,17 x 9,10	0,90	3+	8
DOMETO 3-2	K532			8,85 x 3,75 x 2,80	12,35 x 7,25	0,90	3+	9
DOMETO 4-1	K541			6,12 x 6,80 x 2,80	10,12 x 9,80	0,90	3+	12



DOMETO 2-2
K522




DOMETO 2-3
K523



DOMETO 3-1
K531



DOMETO 4-1
K541





DOMO 1-1
K611










DOMO 1-2
K612



DOMO 2-1
K621



DOMO 2-2
K622

						
DOMO 1-1	K611	4,39 x 6,26 x 3,73	7,39 x 9,80	2,50	6+	9
DOMO 1-2	K612	6,65 x 3,67 x 3,56	10,38 x 7,12	2,50	6+	10
DOMO 2-1	K621	6,02 x 3,33 x 3,73	9,02 x 7,17	2,50	6+	8
DOMO 2-2	K622	6,76 x 3,59 x 3,73	10,27 x 6,60	2,50	6+	4
DOMO 2-3	K623	7,95 x 2,62 x 3,73	11,93 x 5,62	2,50	6+	8
DOMO 2-4	K624	7,57 x 5,44 x 3,73	11,26 x 8,69	2,50	6+	14
DOMO 4-1	K641	9,73 x 6,82 x 3,73	13,23 x 10,32	2,50	6+	14



DOMO 2-3
K623



DOMO 2-4
K624



DOMO 4-1
K641










DOMO 3-1
K631



DOMO 3-2
K632



						
DOMO 3-1	K631	8,22 x 5,25 x 3,56	12,22 x 8,25	2,50	6+	11
DOMO 3-2	K632	11,03 x 4,15 x 3,87	14,49 x 7,65	2,50	6+	15
DOMO 3-3	K633	9,62 x 3,42 x 3,43	12,90 x 6,92	2,50	6+	15
RIDO 1	K801	3,70 x 2,25 x 2,35	7,20 x 5,25	0,59	1+	5
RIDO 2	K802	2,57 x 0,91 x 1,85	5,57 x 3,91	0,35	1+	4



RIDO 1
K801



RIDO 2
K802



DOMO 3-3
K633





ESKALO 1
K701










ESKALO 2
K702



ESKALO 3
K703

ESKALO 7
K707



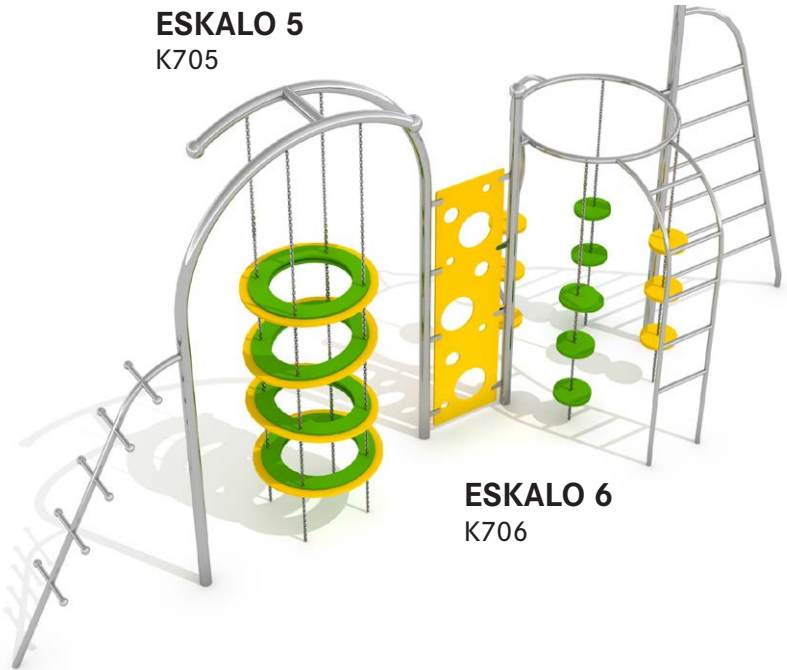
						
ESKALO 1	K701	3,67 x 1,73 x 2,90	7,37 x 5,43	2,00	6+	8
ESKALO 2	K702	4,11 x 2,15 x 2,84	7,65 x 5,25	2,00	6+	9
ESKALO 3	K703	4,60 x 3,80 x 2,90	8,07 x 7,37	2,00	6+	16
ESKALO 7	K707	6,77 x 6,20 x 2,89	11,03 x 9,20	2,00	6+	16
ESKALO 4	K704	5,10 x 3,56 x 2,85	8,34 x 7,04	2,00	6+	11
ESKALO 5	K705	6,97 x 2,95 x 3,20	10,30 x 7,03	2,00	6+	14
ESKALO 6	K706	6,09 x 1,73 x 2,89	9,62 x 5,40	2,00	6+	12
ESKALO 8	K708	4,63 x 5,22 x 3,31	8,62 x 8,22	2,00	6+	15



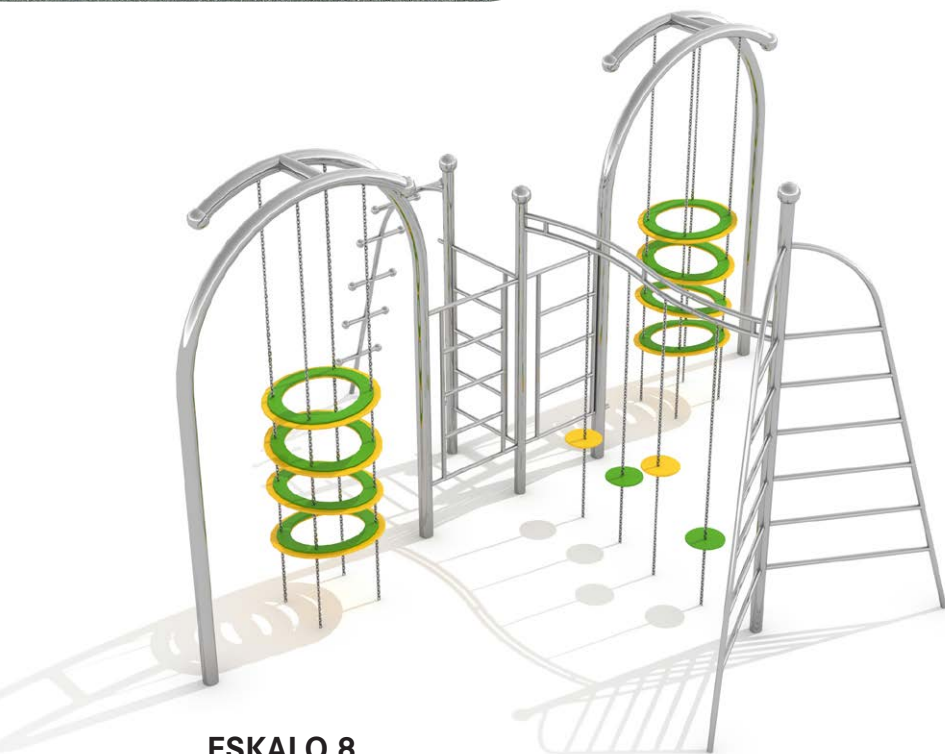
ESKALO 4
K704




ESKALO 5
K705



ESKALO 6
K706



ESKALO 8
K708





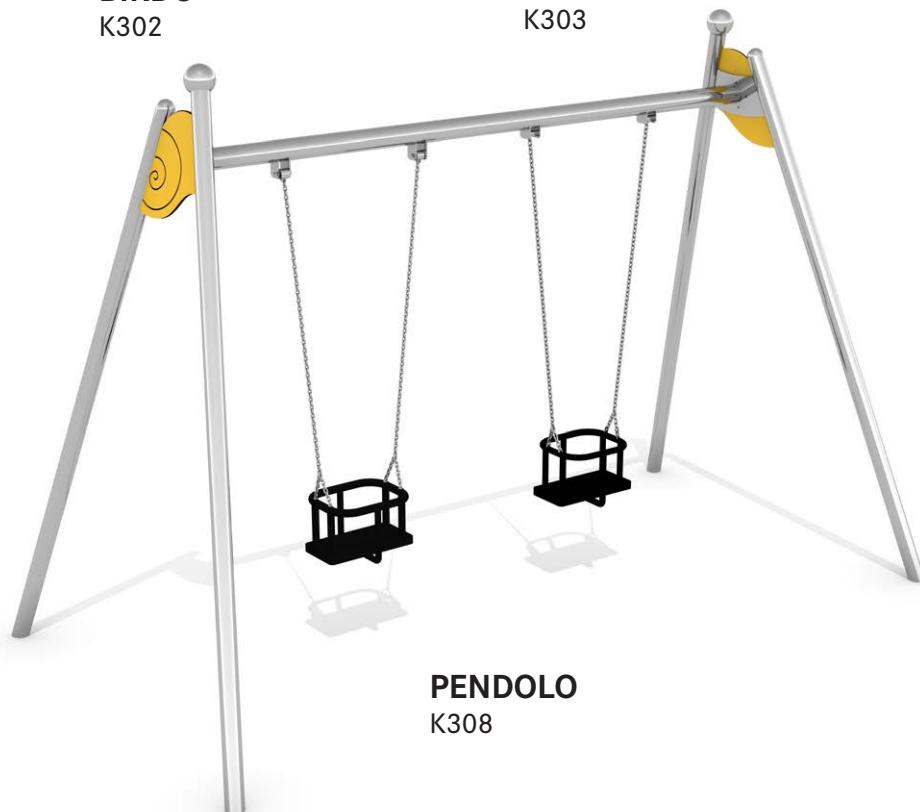
VERGO
K301



BIRDO
K302



ARCO
K303



PENDOLO
K308



VERGO	K301	2,75 x 0,35 x 2,35	7,50 x 1,75	1,30	3+	2
BIRDO	K302	3,34 x 1,00 x 2,40	7,50 x 2,35	1,30	3+	2
ARCO	K303	4,66 x 1,27 x 2,50	7,50 x 4,85	1,30	3+	4
PENDOLO	K308	3,83 x 2,08 x 2,52	3,17 x 7,50	1,30	1+	2
NESTO	K310	3,03 x 2,17 x 2,52	2,35 x 7,50	1,30	3+	2
FRAMO	K307	2,37 x 2,08 x 2,52	7,5 x 1,75	1,30	3+	1
KOMBINO	K309	6,14 x 2,08 x 2,52	5,58 x 7,50	1,30	3+	4
BALANCILO 1	K201	2,65 x 0,50 x 0,85	4,65 x 2,50	0,80	3+	2
BALANCILO 2	K202	2,85 x 0,50 x 1,00	4,85 x 2,50	0,80	3+	2



NESTO
K310



FRAMO
K307



KOMBINO
K309



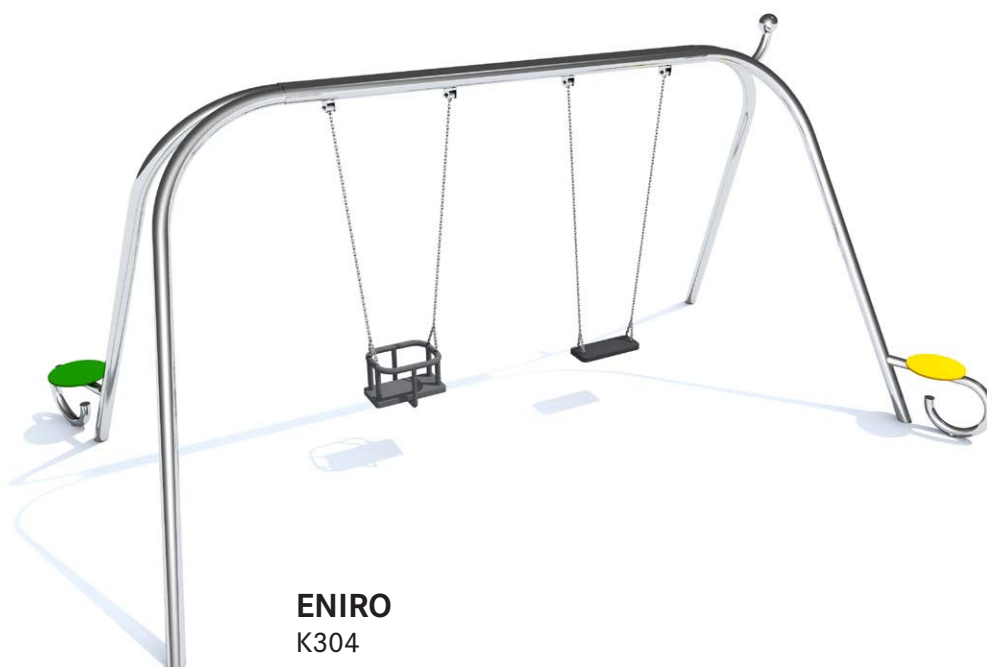
BALANCILO 1
K201










BALANCILO 2
K202

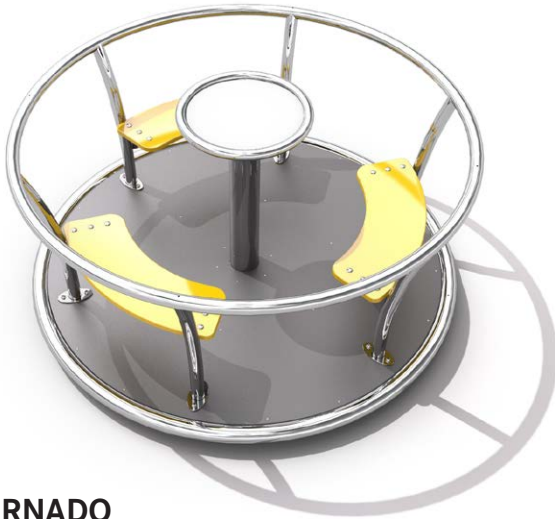


MIKSI
IS-IN-301S



ENIRO
K304

						
MIKSI	IS-IN-301S	7,54 x 2,25 x 2,52	6,89 x 7,80	1,30	3+	4
ENIRO	K304	5,05 x 3,18 x 2,40	7,50 x 3,15	1,30	3+	4
TURNADO	K101	1,50 x 1,50 x 0,80	5,50 x 5,50	1,00	3+	6
RANDO	K104	1,22 x 1,22 x 1,10	5,22 x 5,22	1,00	3+	5
PLATFORMO	K102	1,50 x 1,50 x 0,80	5,50 x 5,50	1,00	3+	6
POKALO	K105	1,80 x 1,80 x 0,77	5,80 x 5,80	1,00	3+	8
GLOBO	K103	1,22 x 1,22 x 1,10	5,22 x 5,22	1,00	3+	8



TURNADO
K101



RANDO
K104



PLATFORMO
K102



POKALO
K105




GLOBO
K103





TELERO 1
K106-GV



TELERO 2
K107-GV










SIDI 1
K411



SIDI 2
K412

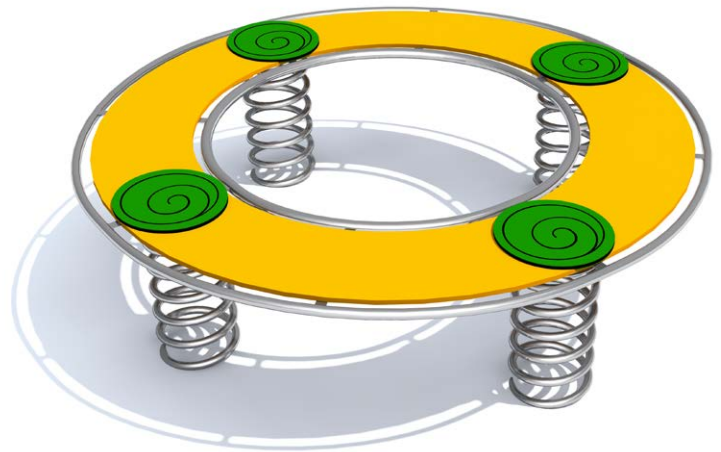


SIDI 3
K413

						
TELERO 1	K106-GV	0,70 x 0,70 x 0,40	6,70 x 6,70	1,00	3+	2
TELERO 2	K107-GV	2,00 x 2,00 x 0,50	8,00 x 8,00	1,00	3+	5
SIDI 1	K411	0,63 x 0,46 x 0,79	3,46 x 3,63	0,46	3+	1
SIDI 2	K412	1,66 x 0,46 x 0,79	4,66 x 3,46	0,46	3+	3
SIDI 3	K413	2,00 x 2,31 x 0,78	5,31 x 5,00	0,46	3+	4
SIDENTA 2	K422	1,86 x 1,10 x 0,94	4,86 x 4,10	0,46	3+	4
RINGO	K441	1,50 x 1,50 x 0,43	4,50 x 4,50	0,46	3+	8
SALTI 2	K432	1,10 x 1,10 x 0,43	4,10 x 4,10	0,46	3+	4
SALTI 1	K431	0,40 x 0,40 x 0,41	3,40 x 3,40	0,46	3+	1




SIDENTA 2
K422



RINGO
K441



SALT 1
K431



SALT 2
K432






VOCO
K1151



TABLO
48,5 x 98,5 cm
K930










STATIVO
K940



TRANSIRO 20
K1101-20

TRANSIRO 25
K1101-25


						
VOCO	K1151	0,41 x 0,15 x 1,29	-		3+	2
TABLO	K930		-			
STATIVO	K940	1,50 x 0,07 x 1,25	-			
TRANSIRO 20	K1101-20	25,42 x 4,57 x 4,50	24,73 x 4,00	0,99	3+	1
TRANSIRO 25	K1101-25	30,42 x 4,57 x 4,65	29,73 x 4,00	0,99	3+	1



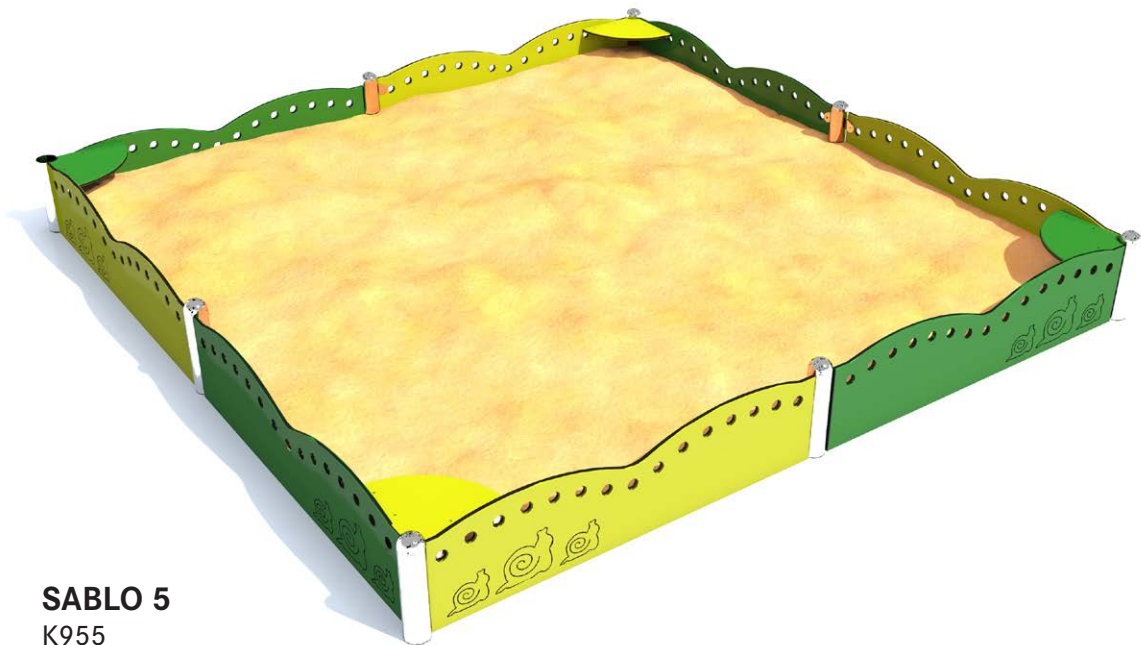
RUBO
K920










SEGO 1
K901



SEGO 2
K902



SABLO 5
K955

							
RUBO	K920	0,48 x 0,72 x 1,05	-	-	-	-	-
SEGO 1	K901	1,55 x 0,61 x 0,83	-	-	-	-	-
SEGO 2	K902	1,60 x 0,66 x 1,05	-	-	-	-	-
SABLO 1	K951	1,50 x 1,50 x 0,35	4,50 x 4,50	1+	5		
SABLO 2	K952	2,00 x 2,00 x 0,35	5,00 x 5,00	1+	9		
SABLO 3	K953	1,50 x 1,50 x 0,35	4,50 x 4,50	-	1+	5	
SABLO 4	K954	2,00 x 2,00 x 0,35	5,00 x 5,00	-	1+	9	
SABLO 5	K955	2,92 x 2,92 x 0,35	5,92 x 5,92	-	1+	16	







LIGHT & SOUND

LUMO PLAY is an unique light and sound system - it generates light and sound while device is in motion, thanks to which the product is colourfully illuminated and at the same time plays funny melodies. It takes the playground to higher level, making it interactive, modern and attractive for children of all ages.

LUMO PLAY ist ein einzigartiges Licht- und Soundsystem - es erzeugt Licht und Ton, wenn das Spielplatzgerät bewegt wird, so dass das Produkt farbig leuchtet und gleichzeitig lustige Melodien spielt. LUMO PLAY bringt den Spielplatz auf ein höheres Niveau und macht ihn interaktiv, modern und attraktiv für Kinder jeden Alters.

Light

When the roundabout is put in motion it illuminates colourfully with LED lights.

Licht

Wenn Sie das Spielzeug in Bewegung setzen, blinkt das Spielzeug mit farbigen LED-Leuchten.

Music

When device is in motion music starts to play. Built-in speaker provides high quality sound.

Musik

Wenn Sie das Spielzeug in Bewegung setzen, werden Sie Musik hören. Die eingebauten Lautsprecher sorgen für die richtige Klangqualität.

App

Control it by mobile phone downloading LUMO PLAY App from Google Play or App Store.

App


Laden Sie die LUMO PLAY App von Google Play oder App Store herunter und steuern Sie Musik und Licht.

Play your favourite music

Connect it to Spotify, YouTube or Tidal and play your favourite tunes and songs while using it.

Spielen Sie Ihre Lieblingsmusik ab

Verbinden Sie sich mit Spotify, YouTube oder Tidal und spielen Sie Ihre Lieblingslieder ab.



Administrator

The app allows to override music and light settings. Depends on the time of day, modify the volume or ON/OFF settings.

Administrator

Die App ermöglicht übergeordnete Musik-, und Lichteinstellungen. Ändern Sie die Lautstärke- oder ON/OFF-Einstellungen je nach Tageszeit

Power

Power is generated by movement, so external power supply or battery is not required

Strom

Der Strom wird während der Bewegung des Spielzeugs erzeugt. Daher benötigen die Spielplatzgeräte mit dem LUMO PLAY System weder eine Batterie noch einen externen Anschluss



LUMO PLAY APP



1



2



3




4





NORTE LUMO PLAY
GK-RO-201-LP



TORNADO LUMO PLAY
GM0147-1P-LP



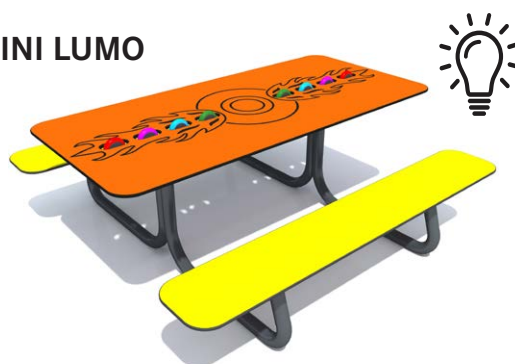
ATOMIC LUMO PLAY
IS-LP-104-LP



SNAKE LUMO PLAY
GM1652-LP



FESTO MINI LUMO
IS-LP-301



FESTO LUMO
IS-LP-302



NORTE LUMO PLAY	GK-RO-201-LP	1,32 x 1,32 x 0,74	5,32 x 5,32	1,00	3+	6
TORNADO LUMO PLAY	GM0147-1P-LP	1,40 x 1,40 x 0,73	5,40 x 5,40	1,00	3+	6
ATOMIC LUMO PLAY	IS-IN-111-LP	2,14 x 2,14 x 0,83	6,14 x 6,14	1,00	3+	9
SNAKE LUMO PLAY	GM1652-LP	3,28 x 1,52 x 0,80	6,28 x 4,52	0,86	3+	2
FESTO LUMO	IS-LP-301	1,40 x 1,35	-	-	2+	4
FESTO MINI LUMO	IS-LP-301	1,42 x 1,50 x 0,59	4,50 x 4,42	0,59	3+	6
FESTO LUMO	IS-LP-302	2,00 x 2,00 x 0,80	5,00 x 5,00	0,8	3+	8



ROCKET LUMO
IS-LP-201



SKYLIGHT LUMO
IS-LP-202



GHOSTS LUMO
IS-LP-203



FISH LUMO
IS-LP-204



ROBOTS LUMO
IS-LP-205



CARS LUMO
IS-LP-206



DINO LUMO
IS-LP-207



DRAGON LUMO
IS-LP-208



ROCKET LUMO	IS-LP-201	0,90 x 0,10 x 1,25	3,90 x 3,10		3+	2
SKYLIGHT LUMO	IS-LP-202	0,90 x 0,10 x 1,25	3,90 x 3,10		3+	2
GHOSTS LUMO	IS-LP-203	0,90 x 0,10 x 1,25	3,90 x 3,10		3+	2
FISH LUMO	IS-LP-204	0,90 x 0,10 x 1,25	3,90 x 3,10		3+	2
ROBOTS LUMO	IS-LP-205	1,65 x 0,10 x 1,25	4,65 x 3,10		3+	2
CARS LUMO	IS-LP-206	1,65 x 0,10 x 1,25	4,65 x 3,10		3+	2
DINO LUMO	IS-LP-207	1,65 x 0,10 x 1,25	4,65 x 3,10		3+	2
DRAGON LUMO	IS-LP-208	1,65 x 0,10 x 1,25	4,65 x 3,10		3+	2



Linarium




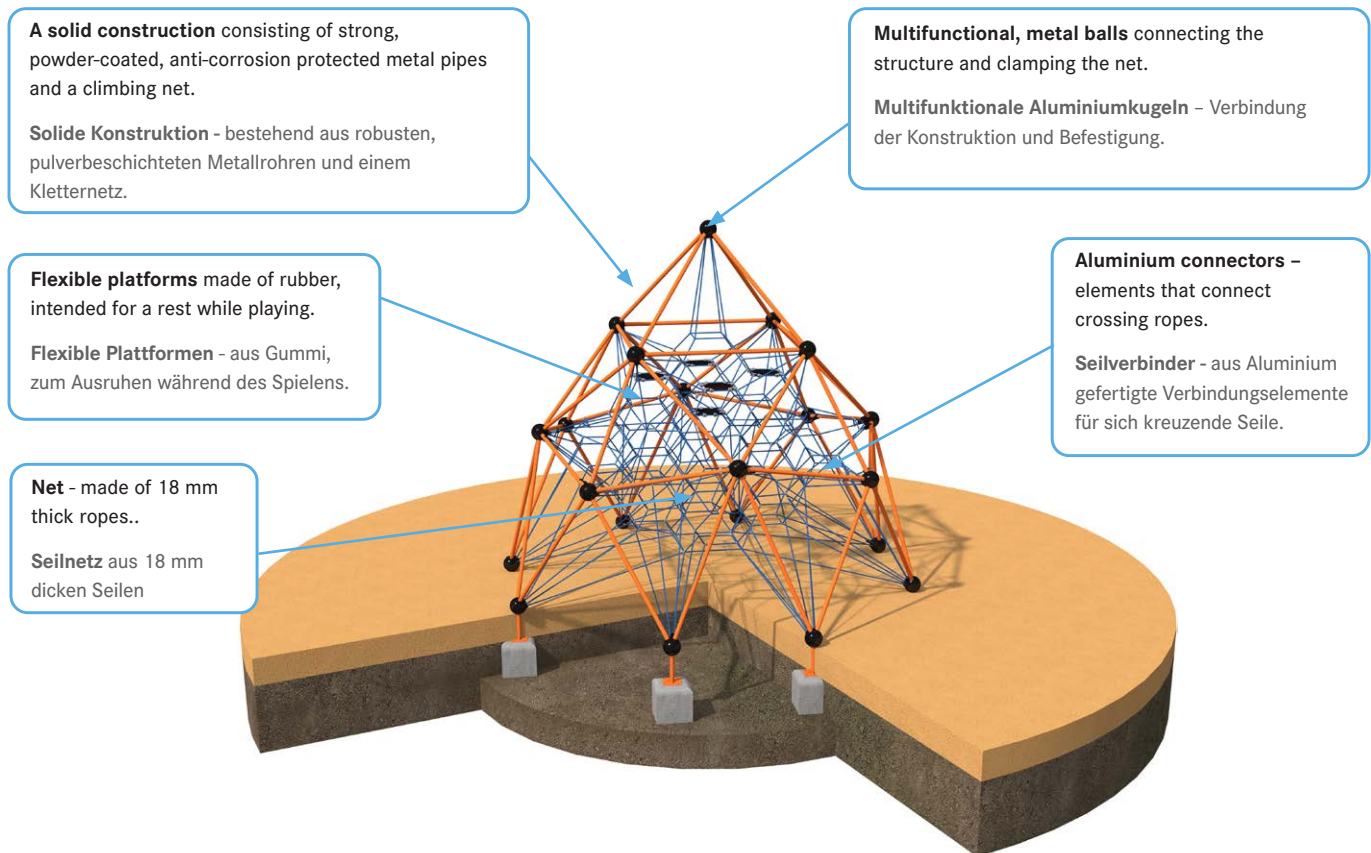




Linarium

LINARIUM series comprises rope devices for climbing which are intended for playgrounds and sports facilities. All products of this series are not only a guarantee of great fun, but also develop motor coordination and help to initiate physical activity.

LINARIUM eine Serie sehr attraktiver Geräte für Spielplätze, Freizeit- und Sportanlagen. Die Produkte dieser Serie garantieren nicht nur viel Spaß, sondern entwickeln auch die Bewegungskoordination und helfen, körperliche Aktivität zu initiieren.



RAL 1003

RAL 2008

RAL 5001

RAL 5018

RAL 5024

RAL 6011

RAL 7026


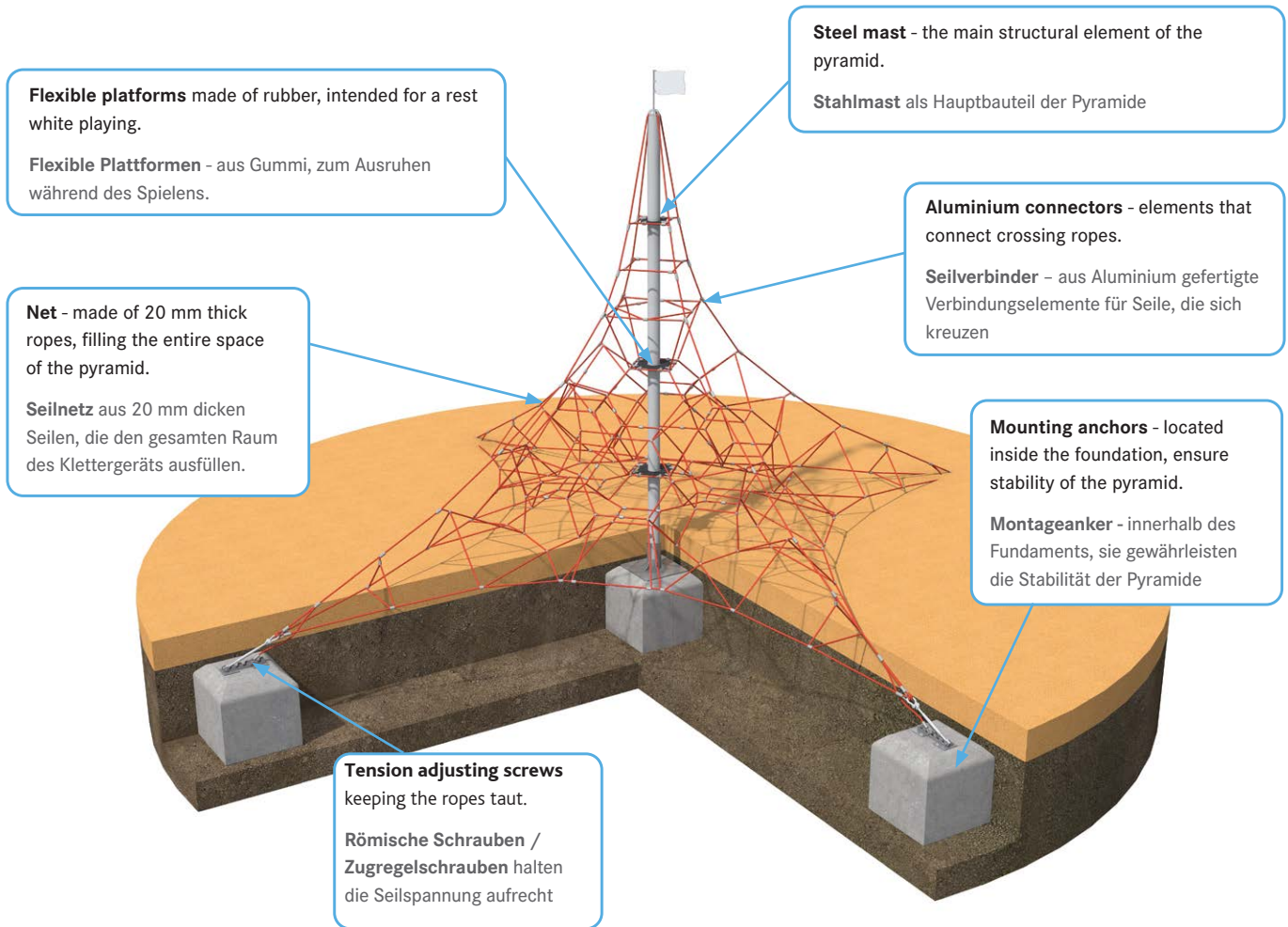
RAL 8002

RAL 9006

RAL 9005

Steel construction | Konstruktion aus Stahl





Black Schwarz




Brown Braun



Red Rot



Blue Blau



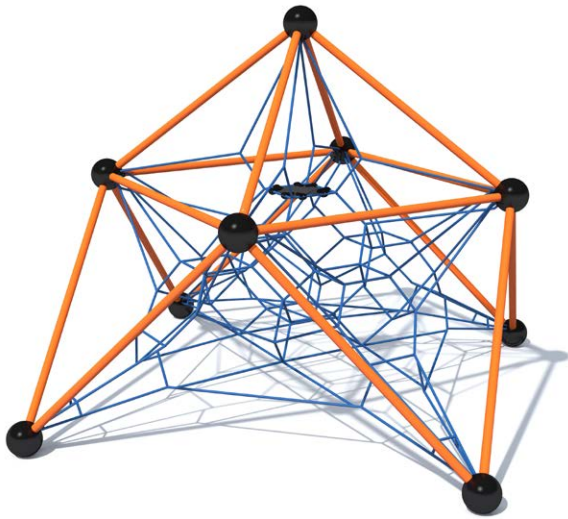
Green Grün



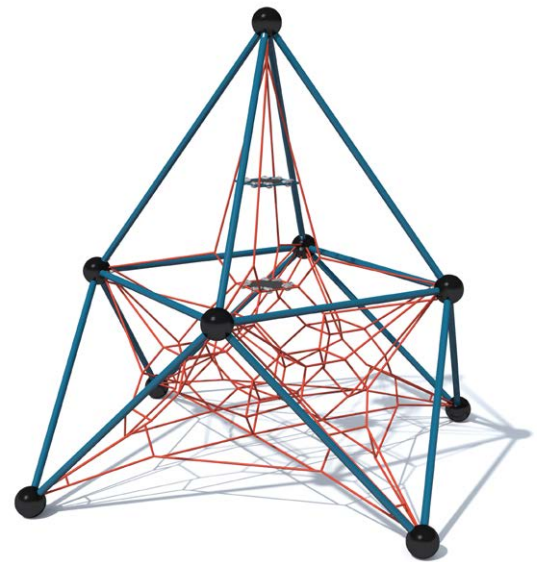
Gray Grau

Strong 20 mm thick rope | Starkes 20 mm breites Seil

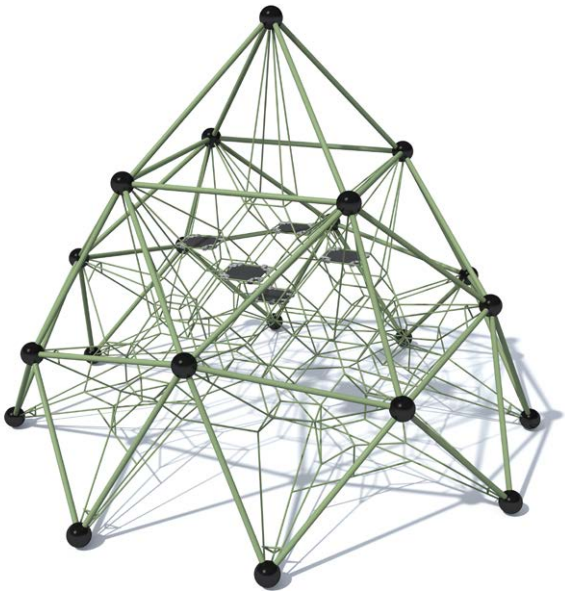




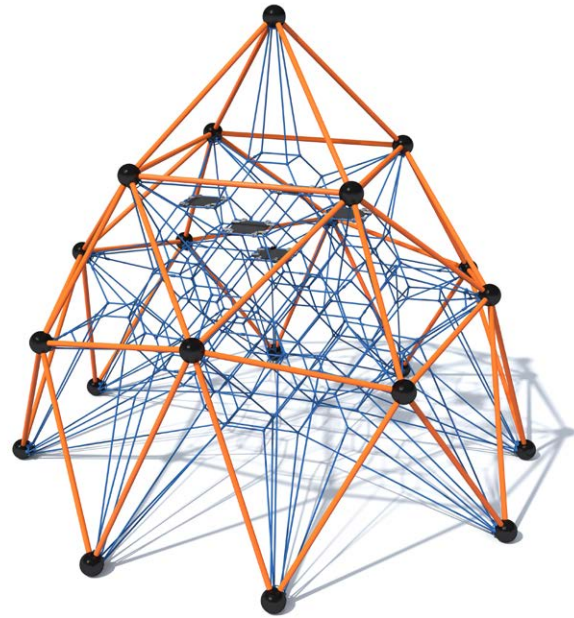
PINTO 30
CR-LI-P30



PINTO 40
CR-LI-P40



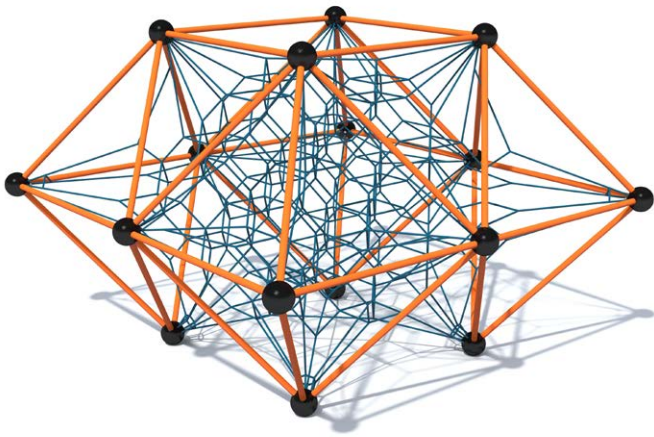
PINTO 50
CR-LI-P50



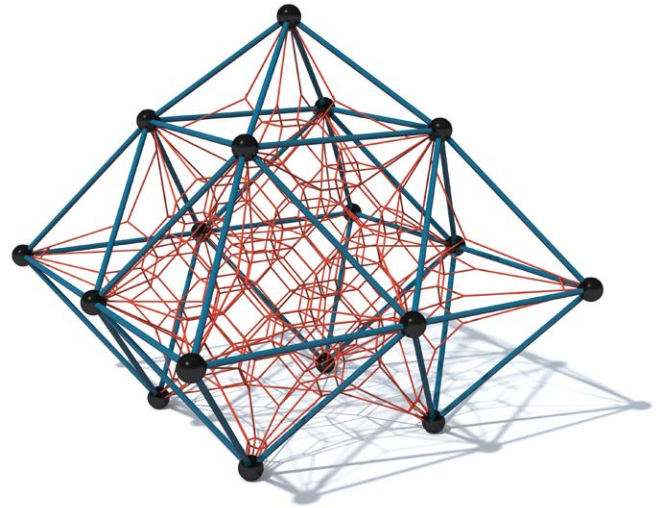
PINTO 55
CR-LI-P55



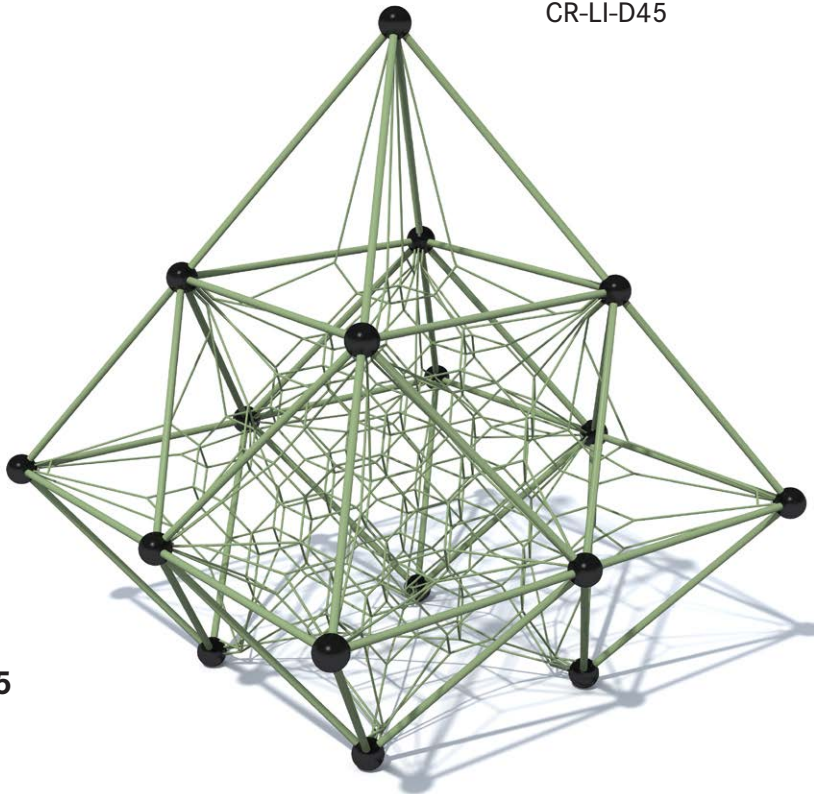
PINTO 30	CR-LI-P30	3,40 x 3,40 x 3,00	6,83 x 6,83	1,82	3+	22
PINTO 40	CR-LI-P40	3,85 x 3,85 x 4,00	7,25 x 7,25	1,82	3+	22
PINTO 50	CR-LI-P50	5,90 x 5,90 x 5,00	9,15 x 9,15	2,04	3+	42
PINTO 55	CR-LI-P55	5,90 x 5,90 x 5,50	9,75 x 9,75	2,61	3+	43
DIAMANTO 35	CR-LI-D35	4,70 x 4,70 x 3,50	8,30 x 8,30	1,92	3+	49
DIAMANTO 45	CR-LI-D45	4,70 x 4,70 x 4,50	8,15 x 8,15	1,82	3+	54
DIAMANTO 55	CR-LI-D55	4,70 x 4,70 x 5,50	8,15 x 8,15	1,82	3+	56




DIAMANTO 35
CR-LI-D35



DIAMANTO 45
CR-LI-D45

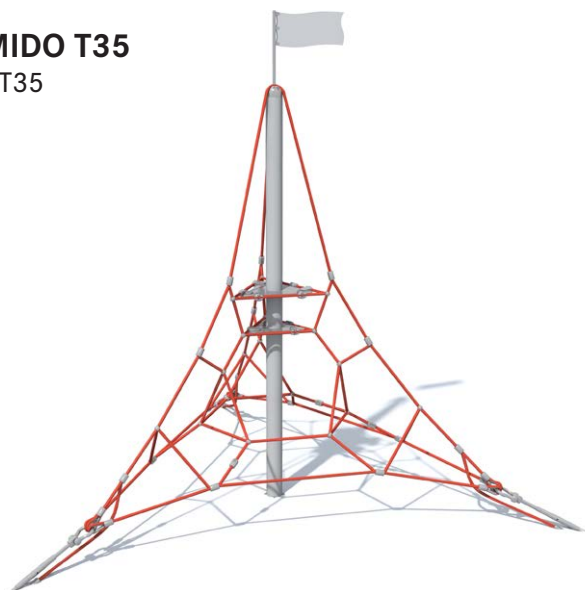


DIAMANTO 55
CR-LI-D55



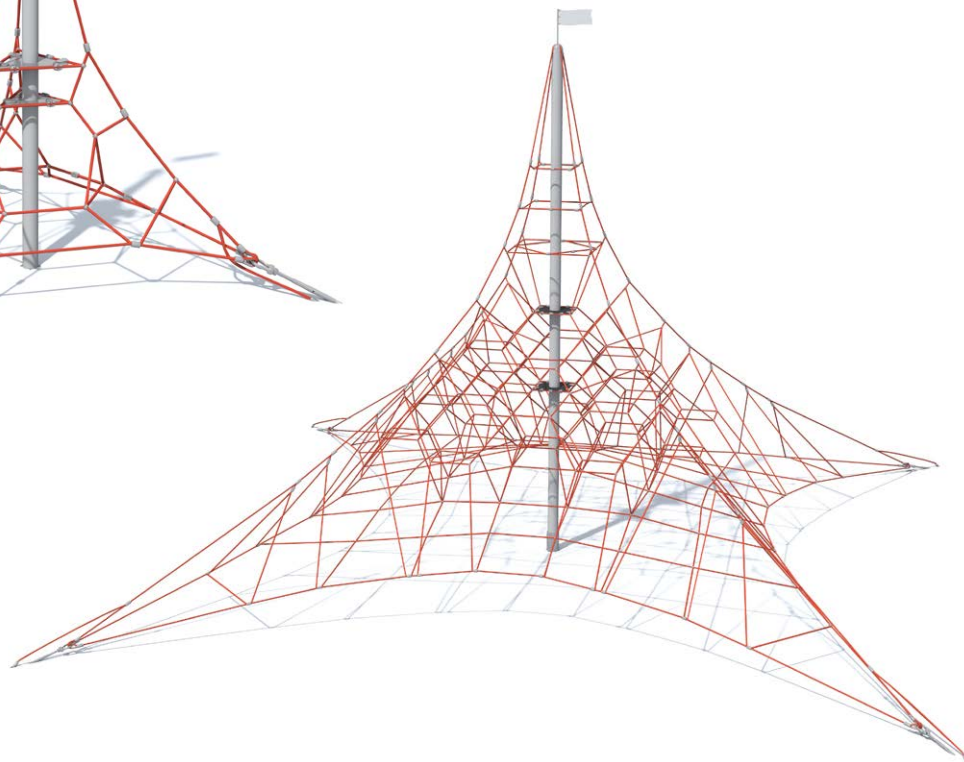
PIRAMIDO T35








CR-LI-PT35




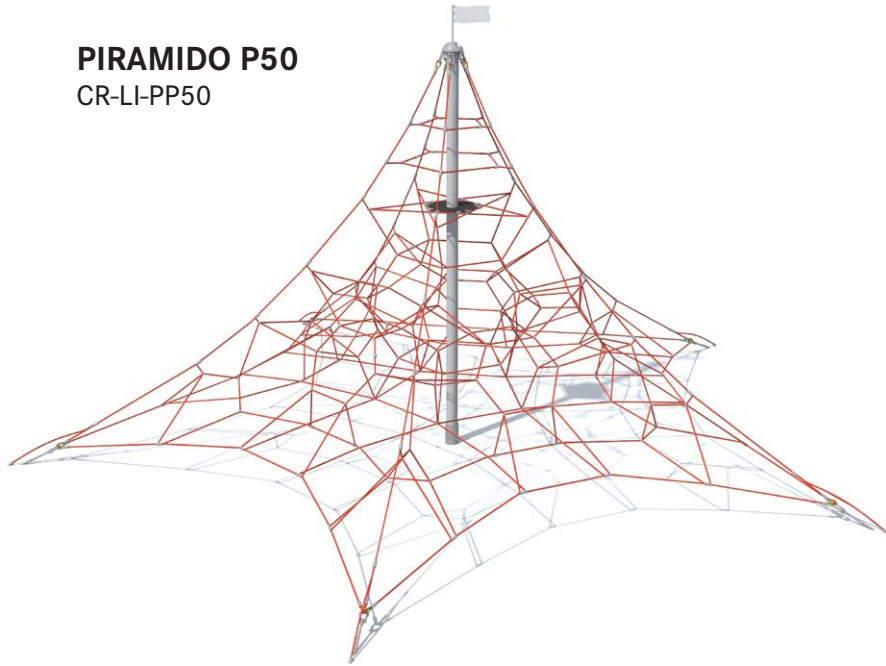
PIRAMIDO Q85

CR-LI-PQ85

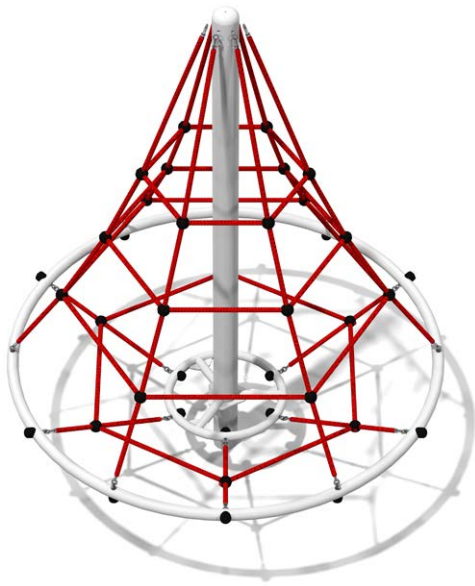


							
PIRAMIDO T 35	CR-LI-PT35	2,65 x 2,30 x 3,50	5,65 x 5,30	0,30	3+	13	
PIRAMIDO Q 35	CR-LI-PQ35	2,80 x 2,80 x 3,50	5,80 x 5,80	0,29	3+	12	
PIRAMIDO Q 40	CR-LI-PQ40	5,75 x 5,75 x 4,00	8,75 x 8,75	0,69	3+	28	
PIRAMIDO Q 45	CR-LI-PQ45	5,75 x 5,75 x 4,50	8,75 x 8,75	0,69	3+	29	
PIRAMIDO Q 55	CR-LI-PQ55	6,95 x 6,95 x 5,50	9,95 x 9,95	0,61	3+	42	
PIRAMIDO Q 65	CR-LI-PQ65	7,70 x 7,70 x 6,50	10,70 x 10,70	1,09	3+	48	
PIRAMIDO Q 75	CR-LI-PQ75	10,75 x 10,75 x 7,50	13,75 x 13,75	1,22	3+	140	
PIRAMIDO Q 85	CR-LI-PQ85	10,75 x 10,75 x 8,50	13,75 x 13,75	1,22	3+	140	
PIRAMIDO P 50	CR-LI-PP50	6,90 x 6,55 x 5,00	9,90 x 9,55	1,20	3+	13	
PIRAMIDO P 65	CR-LI-PP65	11,00 x 10,50 x 6,50	14,00 x 13,50	0,48	3+	22	
PIRAMIDO S 55	CR-LI-PS55	7,80 x 6,75 x 5,50	10,80 x 9,75	0,75	3+	40	
PIRAMIDO S 65	CR-LI-PS65	11,80 x 10,20 x 6,50	14,80 x 13,20	0,49	3+	46	
PIRAMIDO S 85	CR-LI-PS85	11,80 x 10,20 x 8,50	14,80 x 13,20	0,49	3+	52	

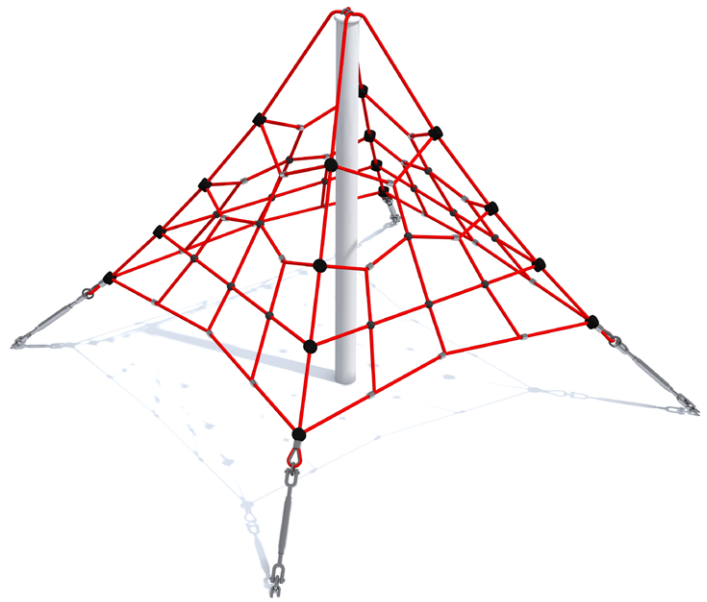
PIRAMIDO P50
CR-LI-PP50



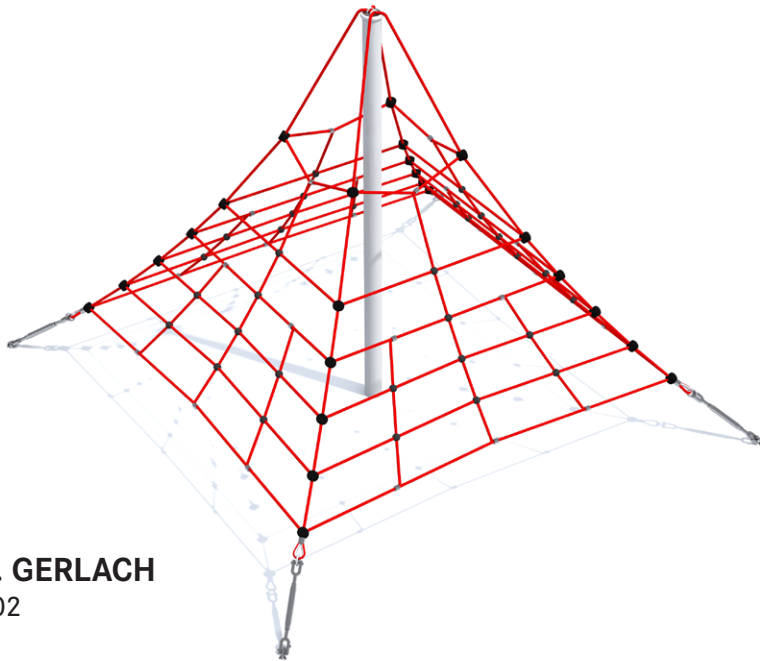
PIRAMIDO S85
CR-LI-PS85



MT. ASTER
GM0701-T










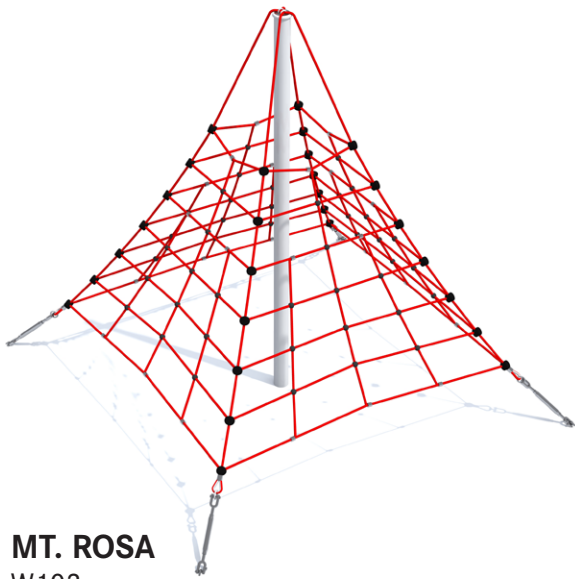
MT. MNICH
W101



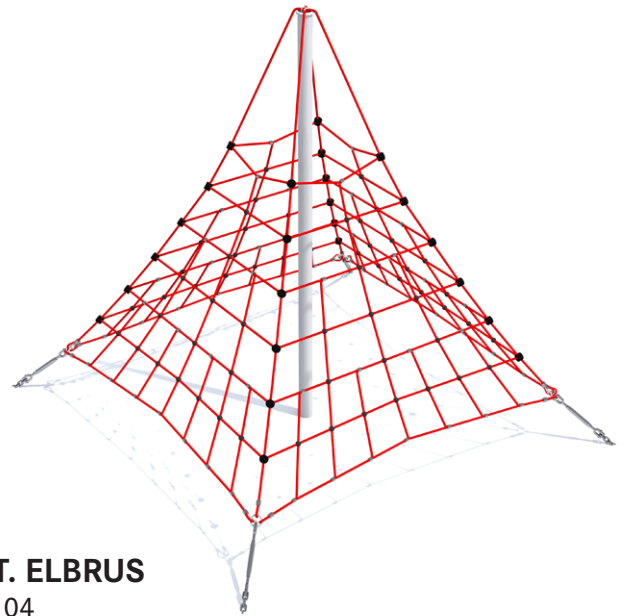
MT. GERLACH
W102



						
MT. ASTER	GM0701-T	1,58 x 1,58 x 2,00	4,58 x 4,58	1,33	3+	4
MT. MNICH	W101	2,60 x 2,60 x 2,00	4,80 x 4,80	1,50	3+	4
MT. GERLACH	W102	3,60 x 3,60 x 2,70	5,60 x 5,60	1,90	3+	8
MT. ROSA	W103	3,10 x 3,10 x 3,00	5,30 x 5,30	2,10	3+	12
MT. ELBRUS	W104	3,60 x 3,60 x 3,50	5,80 x 5,80	2,55	3+	16
MT. RYSY	W105	8,00 x 4,00 x 3,00	11,00 x 7,00	3,00	3+	10




MT. ROSA
W103



MT. ELBRUS
W104

MT. RYSY
W105



integrado





SAFETY SYSTEM

1 — 2 — 3 — 4 — 5

Swing | Schaukel

SATURN

1

Shock absorber prevents from excessive swinging of the gondola.

Der Stoßdämpfer verhindert übermäßiges Schwingen der Gondel.

2

Locking rim prevents the ramp from opening during swinging.

Das Verriegelungsband blockiert die Rampeneröffnung während des Schwingens.

3

Gondola's stabilizer makes entry of wheelchair users easier.

Der Stabilisator erleichtert die Einfahrt für Rollstuhlfahrer.

5


„Lock system” immobilizes the gondola and prevents the swing from use of unauthorized persons.

„Lock system” schützt vor der unbefugten Verwendung.

4

Rubber bumpers protect persons being in safety zone.

Weiche Stoßstangen schützen die sich an die Gondelbewegungszone annähernde Personen vom Verletzungen.



Skid-shaped gondola's stabilizer making easier entry for wheelchair

Das Stabilisierungsgestell für die Rollstuhlfahrer.



„Lock system” immobilizes the gondola and prevents the swing from use of unauthorized persons.

„Lock system” der vor der unbefugten Schaukelbenutzung schützt.





SATURN
GM1611



SATURN XL
GM1611-XL



For electric wheelchair
Für elektrischen Rollstuhl



SATURN

GM1611

1,89 x 2,87 x 2,66

7,00 x 2,55

1,13

1+

1

SATURN XL

GM1611-2

1,98 x 3,70 x 2,71

7,00 x 3,00

1,13

1+

1

1

When the gates are opened the roundabout is immobilized. Rotation is only possible if all gates are closed.

Wenn die Pforten geöffnet sind, ist das Karussell blockiert und dreht sich nicht. Das Drehen ist erst möglich, wenn alle Tore geschlossen sind.

SAFETY SYSTEM

1 — 2 — 3 — 4

Inclusive roundabout | Inklusive Karussell
YUGO

4

Opening the gate while the roundabout rotates causes the device to slow down and stop.

Das Öffnen der Pforten während sich das Karussell dreht, verursacht eine automatische Ausbremsung bis zum Anhalten.

2

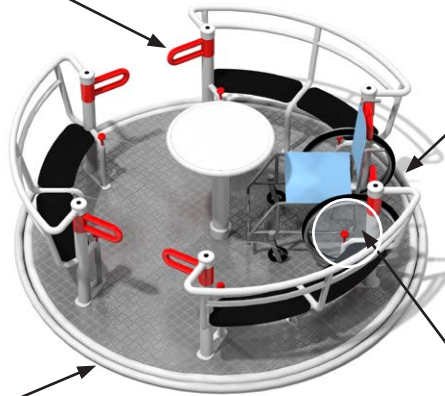
The centrifugal brake prevents the roundabout from rotating too quickly.

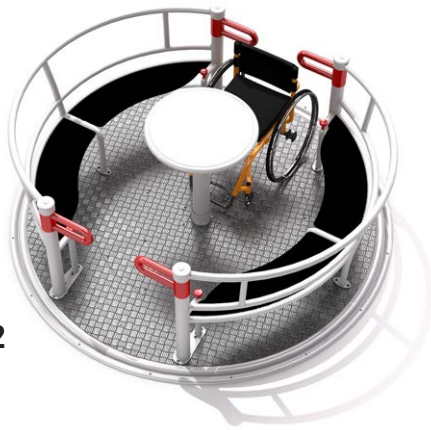
Eine Fliehkraftbremse verhindert zu schnelle Drehung.

3

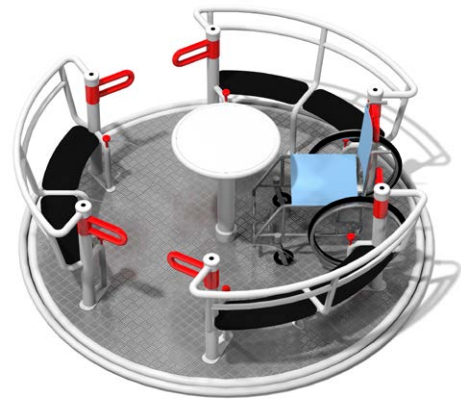
Turning the handle allows to open the gate.

Das Tor öffnet sich, wenn die Knöpfe gedreht werden.





YUGO 2
GM0622



YUGO 3
GM0621



AUTAN 1
IS-IN-101



AUTAN 2
IS-IN-102












AUTAN 3
IS-IN-103



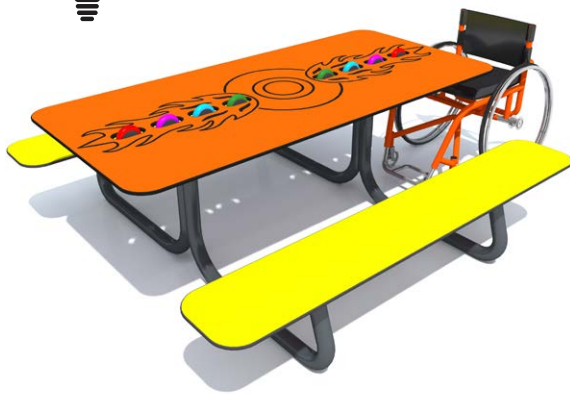
ATOMIC
IS-LP-111



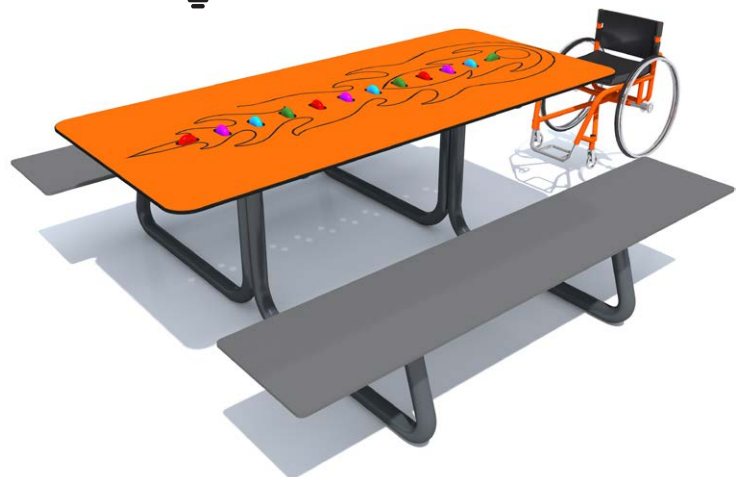
							
YUGO 2		GM0622	2,20 x 2,20 x 0,79	6,20 x 6,20	1,00	3+	6
YUGO 3		GM0621	2,47 x 2,47 x 0,79	6,47 x 6,47	1,00	3+	9
AUTAN 1		IS-IN-101	1,89 x 1,89 x 0,63	5,89 x 5,89	1,00	3+	5
AUTAN 2		IS-IN-102	2,13 x 2,13 x 0,71	6,14 x 6,14	1,00	3+	5
AUTAN 3		IS-IN-103	2,14 x 2,14 x 1,00	6,14 x 6,14	1,00	3+	4
ATOMIC		IS-IN-111	2,14 x 2,14 x 0,83	6,14 x 6,14	1,00	3+	9



ORTA-I 150 x 250
MA-SA-43-I



FESTO MINI LUMO
IS-LP-301



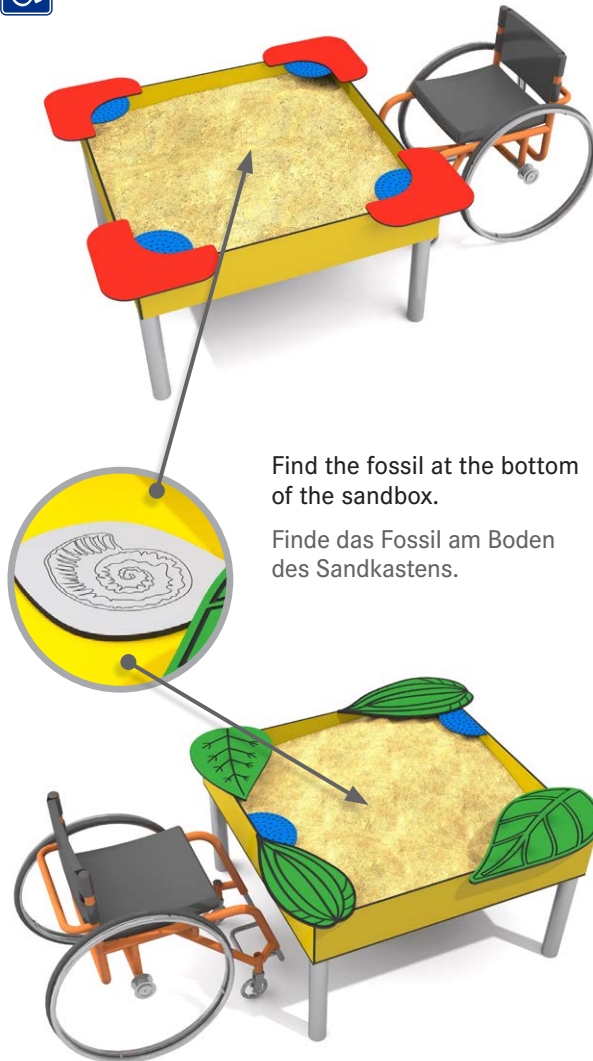
FESTO LUMO
IS-LP-302



ORTA-I 150 X 200	MA-SA-41-I	1,50 x 2,00	4,00 x 4,25	0,90	3+	1
ORTA-I 150 X 250	MA-SA-43-I	1,50 x 2,50	5,00 x 5,75	0,90	3+	2
ORTA-I 150 X 300	MA-SA-46-I	1,50 x 3,00	5,00 x 6,25	0,90	3+	2
ORTA-I 150 X 500	MA-SA-47-I	1,50 x 5,00	5,00 x 8,25	0,90	3+	4
FESTO MINI LUMO	IS-LP-301	1,42 x 1,50 x 0,59	4,50 x 4,42	0,59	3+	6
FESTO LUMO	IS-LP-302	2,00 x 2,00 x 0,80	5,00 x 5,00	0,8	3+	8

SOMERO 1

CT-IN-01

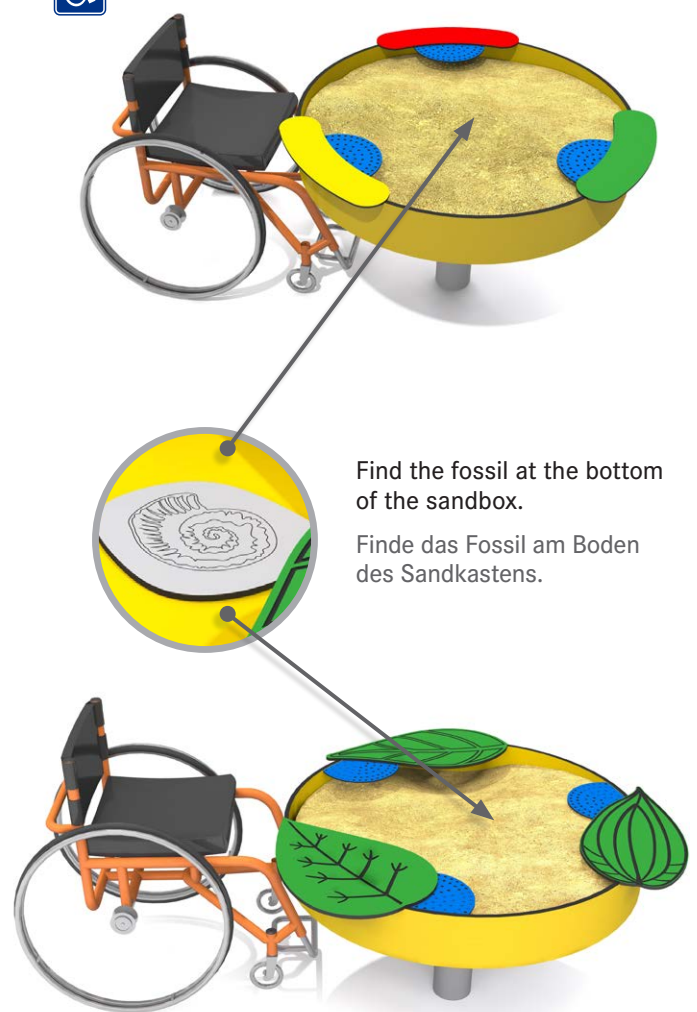


Find the fossil at the bottom of the sandbox.

Finde das Fossil am Boden des Sandkastens.

SOMERO 3

CT-IN-03



Find the fossil at the bottom of the sandbox.

Finde das Fossil am Boden des Sandkastens.

SOMERO 2

CT-IN-02



SOMERO 4

CT-IN-04



SOMERO 1	CT-IN-01	1,20 x 1,18 x 0,95	4,20 x 4,18	-	3+	4	
SOMERO 2	CT-IN-02	1,17 x 1,14 x 0,95	4,17 x 4,14	-	3+	4	
SOMERO 3	CT-IN-03	1,40 x 1,40 x 0,95	4,40 x 4,40	-	3+	3	
SOMERO 4	CT-IN-04	1,21 x 1,21 x 0,95	4,21 x 4,21	-	3+	3	



KOTO 1A
CT-IN-05



KOTO 1B
CT-IN-06



Mix sand
Gib dem Sand



with water
das Wasser zu



and play with it.
und spiele damit.



KOTO 2A
CT-IN-07



KOTO 2B
CT-IN-08



KOTO 1A	CT-IN-05	1,19 x 1,18 x 0,95	4,19 x 4,18	-	3+	4
KOTO 1B	CT-IN-06	1,26 x 1,22 x 0,95	4,26 x 4,22	-	3+	4
KOTO 2A	CT-IN-07	2,19 x 1,18 x 0,95	5,19 x 4,18	-	3+	6
KOTO 2B	CT-IN-08	2,20 x 1,25 x 0,95	5,20 x 4,25	-	3+	6
KOTO 3A	CT-IN-09	3,20 x 1,18 x 0,95	6,20 x 4,18	-	3+	8
KOTO 3B	CT-IN-10	3,19 x 1,30 x 0,90	6,19 x 4,30	-	3+	8
KOTO 4A	CT-IN-11	2,19 x 2,18 x 0,95	5,19 x 5,18	-	3+	8
KOTO 4B	CT-IN-12	2,34 x 2,31 x 0,95	5,34 x 5,31	-	3+	8






KOTO 3A
CT-IN-09



KOTO 3B
CT-IN-10



Mix sand  with water  and play with it. 
Gib dem Sand das Wasser zu und spiele damit.



KOTO 4A
CT-IN-11



KOTO 4B
CT-IN-12





POGO
K305










MERCURY
GK-IN-301



MIKSI 1
IS-IN-301S



						
POGO	K305	3,47 x 0,75 x 2,77	2,16 x 7,80	1,30	1+	2
MERCURY	IS-IN-302	2,65 x 1,84 x 2,29	1,75 x 7,35	1,34	1+	1
MIKSI 1	IS-IN-301S	7,54 x 2,25 x 2,52	6,89 x 7,80	1,30	3+	4
DIGO-I	KS-IN-01	1,12 x 0,38 x 0,88	5,20 x 5,20	1,00	3+	1
LIBELO	IS-IN-201	2,38 x 0,71 x 1,31	5,38 x 3,71	0,98	3+	3
STANDING FRAME 2	GK-IN-303	2,43 x 2,06 x 2,10	5,43 x 5,06	1,97	6+	4
STANDING FRAME 1	GK-IN-302	0,87 x 0,08 x 2,10	3,87 x 3,08	1,97	6+	1



DIGO-I
KS-IN-01



LIBELO
IS-IN-201



STANDING FRAME 2
GK-IN-303





KAJO 1
K1001



KAJO 2
K1002

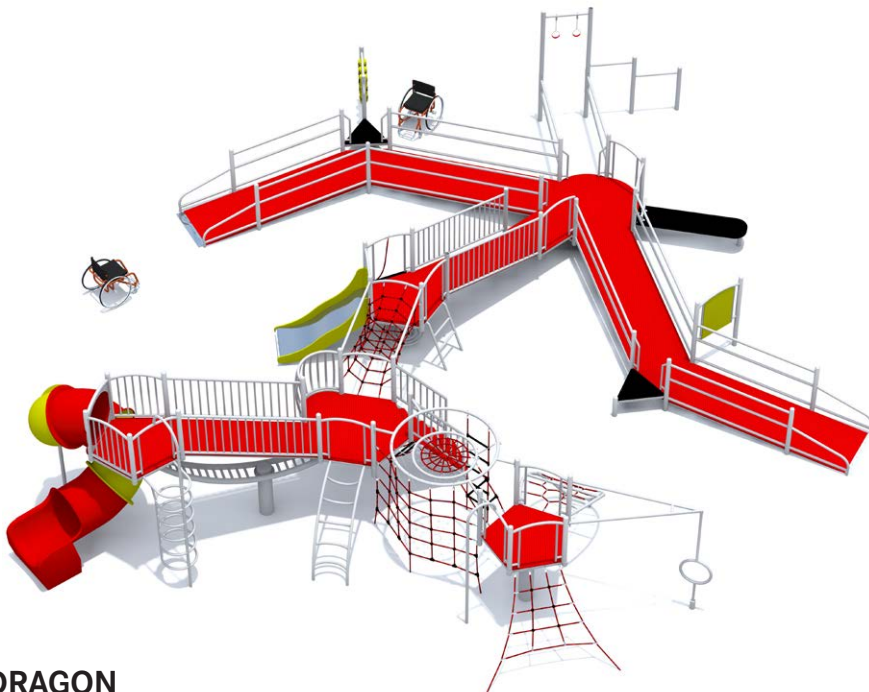
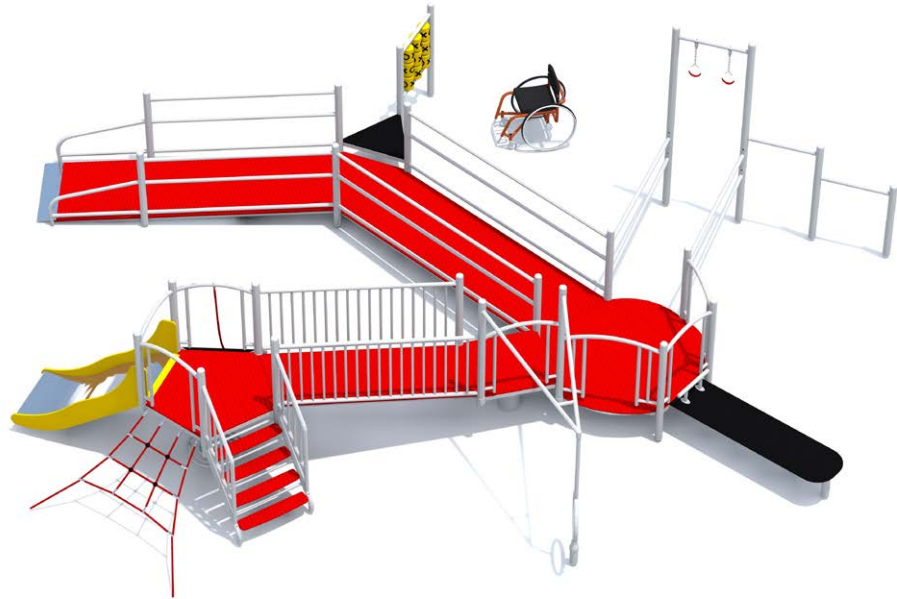


KAJO 3
K1003



		L	W	H		
KAJO 1	K1001	6,36 x 3,22 x 2,25	9,36 x 6,22	0,55	3+	11
KAJO 2	K1002	8,91 x 6,39 x 2,25	11,82 x 9,38	0,55	3+	14
KAJO 3	K1003	6,36 x 6,91 x 2,24	9,91 x 9,36	0,59	3+	16
CENTAUR	GK-IN-495503	9,17 x 7,37 x 2,30	10,49 x 12,46	1,20	3+	21
DRAGON	GK-IN-495506	14,61 x 11,99 x 3,16	18,14 x 15,20	2,00	3+	37

CENTAUR
GK-IN-495503



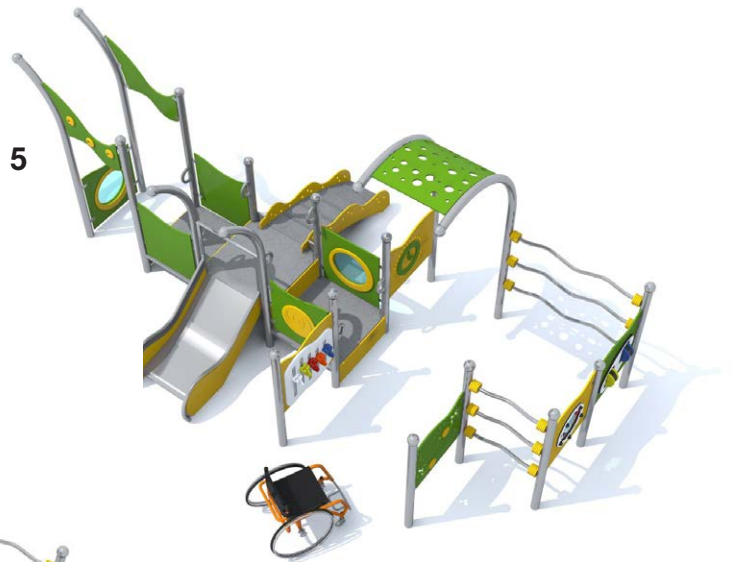
DRAGON
GK-IN-495506



INFANO-I 4 K754-I



INFANO-I 5 K755-I



INFANO-I 6 K756-I



INFANO-I 4	K754-I	6,07 x 2,84 x 2,49	9,07 x 6,34	0,59	1+	9
INFANO-I 5	K755-I	6,07 x 3,59 x 2,49	9,07 x 6,89	0,59	1+	11
INFANO-I 6	K756-I	5,92 x 3,39 x 2,25	8,92 x 6,89	0,59	1+	11
DOMETO-I 1-1	K511-I	4,86 x 4,23 x 2,40	7,85 x 7,23	0,90	3+	10
DOMETO-I 2-2	K522-I	6,75 x 5,37 x 2,80	9,75 x 8,87	0,90	3+	16
DOMETO-I 2-3	K523-I	7,82 x 5,37 x 2,80	10,82 x 8,87	0,90	3+	16



DOMETO-I 1-1
K511-I



DOMETO-I 2-2
K522-I



DOMETO-I 2-3
K523-I





DOMETO-I 1-2
K512-I



DOMETO-I 3-1
K531-I



DOMETO-I 4-1
K541-I



Product Code	Code	Dimensions (H x L x W)	Length x Width (L x W)	Height	Children	Elements
DOMETO-I 1-2	K512-I	4,86 x 4,23 x 2,80	7,85 x 7,23	0,90	3+	11
DOMETO-I 3-1	K531-I	7,82 x 5,60 x 2,80	10,82 x 9,10	0,90	3+	18
DOMETO-I 4-1	K541-I	8,45 x 7,55 x 2,80	11,45 x 11,05	0,90	3+	21
DOMO-I 1-2	K612-I	7,14 x 6,65 x 3,73	10,32 x 10,38	2,50	6+	19
DOMO-I 2-1	K621-I	8,02 x 7,56 x 3,73	11,52 x 10,56	2,50	6+	22
DOMO-I 2-4	K624-I	9.20 x 9.13 x 3.73	12.42 x 12.63	2,50	6+	22

DOMO-I 1-2

K612-I



DOMO-I 2-1

K621-I



DOMO-I 2-4

K624-I





DOMO-I 4-1
K641-I



DOMO-I 2-2
K622-I



DOMO-I 4-1

K641-I

10.55 x 9.73 x 3.73

14.05 x 13.23

2,50

6+

31

DOMO-I 2-2

K622-I


8,44 x 8,92 x 3,73

11,44 x 12,42

2,50

6+

20



Music boards - electronic | Musiktafeln - elektronisch



SONO 1A
FR-IN-01



SONO 3A
FR-IN-02

Music boards - acoustic | Musiktafeln - akustisch



AKUSTIKO 1
FR-IN-03



AKUSTIKO 2
FR-IN-04



AKUSTIKO 3
FR-IN-05



SONO

0,90 x 0,10 x 1,25

3,90 x 3,10

-

3+

1

AKUSTICO

0,90 x 0,10 x 1,25

3,90 x 3,10

-

3+

1

SENSA

0,90 x 0,10 x 1,25

3,90 x 3,10

-

3+

1

Sensory boards | Sensorische Tafeln




SENSA 1
FR-IN-06



SENSA 2
FR-IN-07



SENSA 3
FR-IN-08



SENSA 4
FR-IN-09




SENSA 5
FR-IN-10



SENSA 6
FR-IN-11



SENSA 7
FR-IN-12

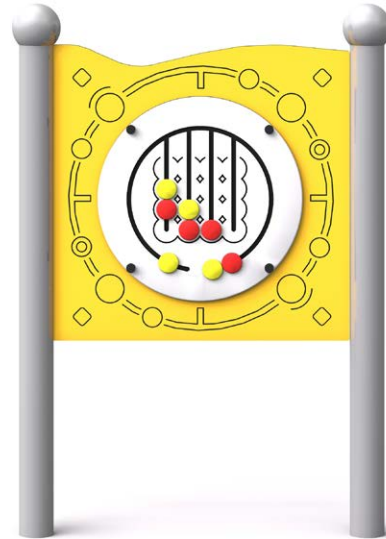





SENSA 8
FR-IN-13



SENSA 9
FR-IN-14



SENSA 10
FR-IN-15



SENSA 11
FR-IN-16



SENSA

0,90 x 0,10 x 1,25

3,90 x 3,10

-

3+

1

EDITO SMALL

0,90 x 0,10 x 1,25

3,90 x 3,10

-

3+

1





EDITO 1
K811

EDITO 2
K812



EDITO 3
K813

EDITO 4
K814






EDITO 5
FR-IN-34



EDITO 6
FR-IN-35



EDITO 7
FR-IN-36



EDITO 8
FR-IN-37



EDITO 9
FR-IN-38




EDITO 10
FR-IN-39



EDITO 11
FR-IN-40



EDITO 12
FR-IN-41



EDITO 13
FR-IN-42



EDITO SMALL

0,90 x 0,10 x 1,25

3,90 x 3,10

-

3+

1

EDITO MIRRORS

0,78 x 0,10 x 1,50

3,78 x 3,10

-

3+

2

EDITO BIG


1,65 x 0,10 x 1,25

4,65 x 3,10


-

3+


2




EDITO 14
FR-IN-43



EDITO 15
FR-IN-44



EDITO 16
FR-IN-45




EDITO 17
FR-IN-46



EDITO 18
FR-IN-47



EDITO 19
FR-IN-48



EDITO 20
FR-IN-49





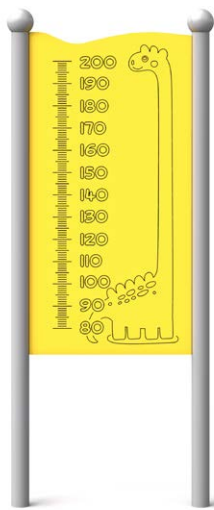
EDITO 21
FR-IN-50




EDITO 22
FR-IN-51



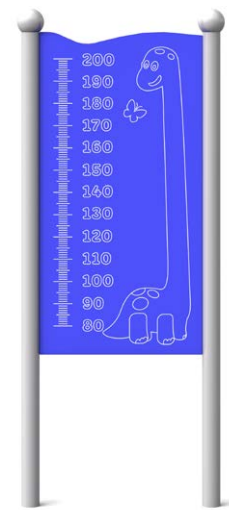
EDITO 23
FR-IN-52



EDITO 24
FR-IN-53



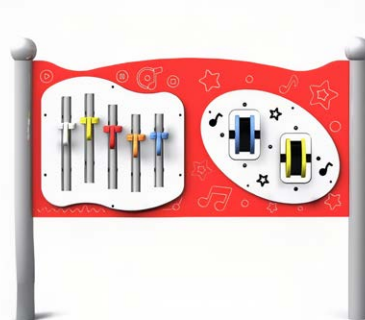
EDITO 25
FR-IN-54



EDITO 26
FR-IN-55



EDITO 27
FR-IN-56




PARO 1
FR-IN-17



PARO 2
FR-IN-18



EDITO HIGH	0,90 x 0,10 x 2,22	3,90 x 3,10	-	3+	2
EDITO BIG	1,65 x 0,10 x 1,25	4,65 x 3,10	-	3+	2
EDITO SHOPS	0,90 x 0,10 x 1,25	3,90 x 3,10	-	3+	2
PARO	1,65 x 0,10 x 1,25	4,65 x 3,10	-	3+	2



PARO 3
FR-IN-19



PARO 4
FR-IN-20



PARO 5
FR-IN-21




PARO 6
FR-IN-22




PARO 7
FR-IN-23



PARO 8
FR-IN-24




PARO 9
FR-IN-25



PARO 10
FR-IN-26



PARO 11
FR-IN-27



PARO 12
FR-IN-28



PARO 13
FR-IN-29



PARO

1,65 x 0,10 x 1,25

4,65 x 3,10

-

3+

2

MUTAJ 3

1,16 x 1,33 x 1,50

4,16 x 4,33

-

3+

3

MUTAJ 4

1,54 x 1,54 x 1,50

4,54 x 4,54

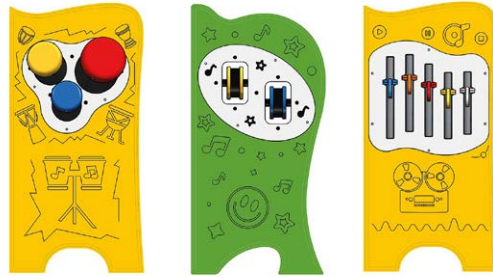
-

3+

4



MUTAJ 3A
FR-IN-30



MUTAJ 3B
FR-IN-31



MUTAJ 4A
FR-IN-32



MUTAJ 4B
FR-IN-33







Trampoline construction | Konstruktion des Trampolins

Construction | Konstruktion

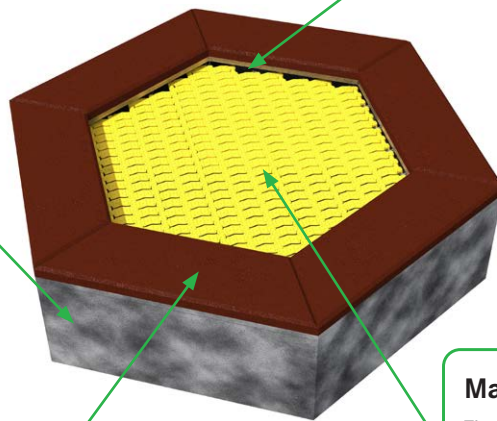
The body of the trampoline is shaped like a chest. It is made of thick welded sheet metal, which provides stability and durability of the trampoline.

Die Konstruktion des Trampolins besteht aus einem geschweißtem, verzinktem Stahlrahmen. Das gewährleistet die richtige Stabilisierung und gewünschte Lebensdauer des Trampolins.

Springs | Federn

Springs are very durable and allow jumping by bending the mat. They have been made to last for years in public facilities.

Die hochqualitative Feder ermöglichen sanftes Springen, ohne ungewünschten Geräuschen. Die Feder wurden so konzipiert, dass sie für den langjährigen Einsatz in den öffentlichen Bereichen geeignet sind.

**Elastic collar | Fallschutzumrandung**

Provides security to user and protects against falling outside the jumping area.

Die integrierte, weiche Umrandung sorgt für die Sicherheit der Nutzer. Sie schützt vor den Verletzungen beim Herausfallen aus der Sprungfläche.

Mat | Sprungmatte

The jumping mat is made of very durable lamellas threaded on steel cables. The lamellas have been designed to be durable and reliable, their specific surface prevents slipping.

Die Sprungmatte wird aus langlebigen und wetterfesten Lamellen gefertigt, die auf Stahldrähten aufgefädelt sind. Die Lamellenform verhindert das Brechen. Ihre spezifische Oberfläche schützt vor dem Verrutschen.




Non-slip surface.
Rutschfeste Oberfläche.

The wide lamella wings provide greater comfort when jumping.
Die breiten Lamellenflügel sorgen für besseren Komfort beim Springen.

Very durable, thick and strong bushings with high resistance for exploitation.

Dicke, sehr starke und langlebige Buchsen mit hoher Verschleißfestigkeit.



The lamellas are extremely durable thanks to specially designed reinforcements.

Die Lamellen sind dank speziell entwickelter Verstärkungen extrem langlebig.

Thanks to the unique shape of the lamellas, the space between them has been reduced to only 7 mm. This prevents small items such as keys or cell phones from falling inside the trampoline.

Dank der einzigartigen Form der Lamellen wurde der Innenabstand auf nur 7 mm reduziert. Dadurch wird verhindert, dass kleine Dinge wie Schlüssel oder Handys in das Trampolin fallen.

Trampoline construction | Konstruktion des Trampolins

Construction | Konstruktion

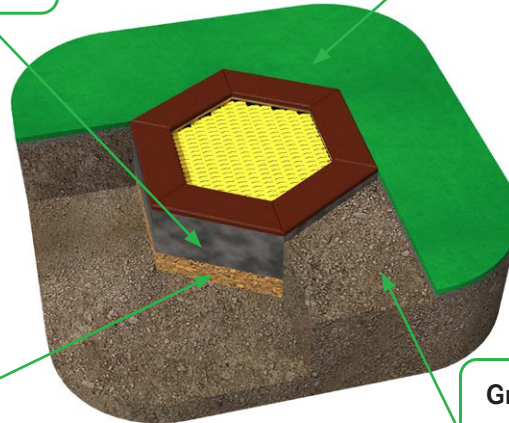
The Trampoline body is embedded directly in the ground. It is very stable and durable due to anti corrosion protection by hot - dip galvanizing.

Das Trampolin wird als ein Element in den Boden eingesetzt. Seine solide Konstruktion und Langlebigkeit verdankt es der Feuerverzinkung.

Safe surface | Sicherheitsbereich

There should be a safe surface around the trampoline to protect children from falls.

Um das Trampolin herum sollte ein sicherer Bodenbelag vorhanden sein, der die Kinder vor Sturzfolgen schützt.



**Hardened ground
Befestigter Untergrund**

The trampoline is directly mounted on the hardened and levelled ground, which needs to be permeable to water.


Das Trampolin soll direkt auf den befestigten, stabilen Untergrund gesetzt werden. Der Untergrund muss wasserdurchlässig sein.

Ground | Boden

The trampoline is installed in the ground at a depth of 40 cm.

Das Trampolin soll in eine Grubentiefe von 40 cm eingesetzt werden.

Cleaning the inside of the trampoline | Reinigung des Innerraums



Variant I - removing the mat

Variante I - Entfernung der Sprungmatte

To clean the trampoline you need to remove part of the jumping mat. Removing the mat is simple and involves sliding the rope shackles from the springs located along the perimeter of the body of the trampoline.

Um das Trampolin zu reinigen, muss man ein Teil der Sprungmatte entfernen. Um die Sprungmatte zu entfernen, sollen die Seilschäkel von den Federn weggeschoben werden. Die Federn befinden sich auf dem Umfang der Konstruktion.



Variant II - opening the cover

Variante II - Eröffnung des Hebedeckels


Once you open the cover of the trampoline, you can simply clean its inside.

Das Trampolin kann auch durch die einfache Eröffnung von Hebedeckels gereinigt werden.


The colours of the lamellas | Lamellenfarben



black | schwarz
RAL 9005



gray | grau
RAL 7035




green | grün
RAL 6029



red | rot
RAL 3020



blue | blau
RAL 5005



pastel blue | pastellblau
RAL 5024




yellow | gelb
RAL 1018



orange | orange
RAL 2005

Patterns on the jumping mat | Sprungmattenmotive



Elastic collar colours | Farben Umrandungsfarben

SBR




red
rot black
schwarz

EPDM




1002 sand yellow sandgelb **1012** yellow gelb **1014** ivory elfenbein **1015** light ivory creme **2008** orange orange **3016** red rot **3017** rose rose



4003 heather violet violett **4005** blue lilac blau lila **5010** gentian blue blau **5012** light blue hellblau **5015** sky blue himmelblau **6005** moss green mossegrün **6011** reseda green erbsengrün



6017 may green maigrün **6021** pale green hellgrün **7011** iron grey schiefergrau **7037** dusty grey grau **7038** agate grey lichtgrau **8024** beige brown beige braun



8025 pale brown braun **9004** black schwarz **9010** pure white weiß

DESIGN YOUR TRAMPOLINE | GESTALTEN SIE IHR TRAMPOLIN

Create your own unique trampoline - choose a color, pattern, shape and size.

Erstellen Sie Ihr eigenes einzigartiges Trampolin - wählen Sie Farbe, Muster, Form und Größe aus.



TRAMPOLINE

DESIGN STUDIO

Create your unique design on the trampoline. Based on your project, we will make a trampoline for you.

Erstellen Sie Ihr einzigartiges Design für das Trampolin. Basierend auf Ihrem Projekt werden wir ein Trampolin für Sie anfertigen.

1



Choose trampoline parameters (shape, size, collar color)

Wählen Sie die Trampolinparameter (Form, Größe, Farbe des Kragens)

2



Create a unique, custom trampoline design.

Erstellen Sie ein einzigartiges, individuelles Trampolin-Design.

3



Receive your design at the provided email address. You can order the trampoline production from us.

Erhalten Sie Ihr Design an die angegebene E-Mail-Adresse. Sie können bei uns die Herstellung des Trampolins bestellen.

Visit our app

Besuchen Sie unsere App



tdesign-studio.com



Do you want a trampoline that captivates with its unique design? Discover the Trampoline Design Studio - an innovative tool that allows you to create a trampoline mat with your own one-of-a-kind pattern.

Träumst du von einem Trampolin, das mit seinem einzigartigen Design beeindruckt? Entdecke das Trampolin Design Studio - ein innovatives Online-Werkzeug, das die Erstellung der Trampolinmatte mit eigenem, einzigartigem Muster ermöglicht.

Possibility to save the project file and return to work on it later.

Möglichkeit, die Projektdatei zu speichern und später weiter daran zu arbeiten.

Choose from various sizes and shapes of trampolines.


Wählen Sie aus verschiedenen Größen und Formen von Trampolinen.

The design of the trampoline is limited only by your imagination.

Das Trampolinmuster ist nur durch Ihre Vorstellungskraft begrenzt.

Wide selection of trampoline lamellas and collar colors.

Große Auswahl an Farben für Lamellen und Trampolinrand.



Visit our app

Besuchen Sie unsere App



tdesign-studio.com

See the unique designs created with the Trampoline Design Studio.

Sehen Sie sich die einzigartigen Designs an, die mit dem Trampoline Design Studio erstellt wurden.



The Trampoline Design Studio is easy to use and intuitive, making it simple to transform a standard trampoline into a distinctive play element.

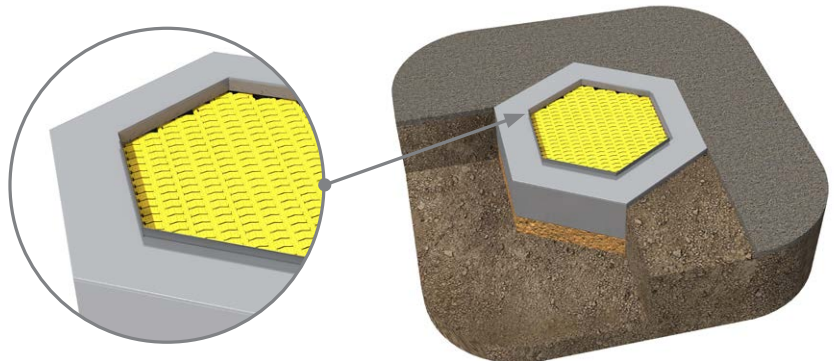
Das Trampolin Design Studio ist einfach und intuitiv zu bedienen, ermöglicht leicht ein Standardtrampolin in ein einzigartiges Spielelement zu verwandeln.

SALTO trampoline without an elastic collar are adapted to be covered with a safe surface.

Salto Trampolin ohne elastische Umrandung für den fugelosen Fallschutzbelag.

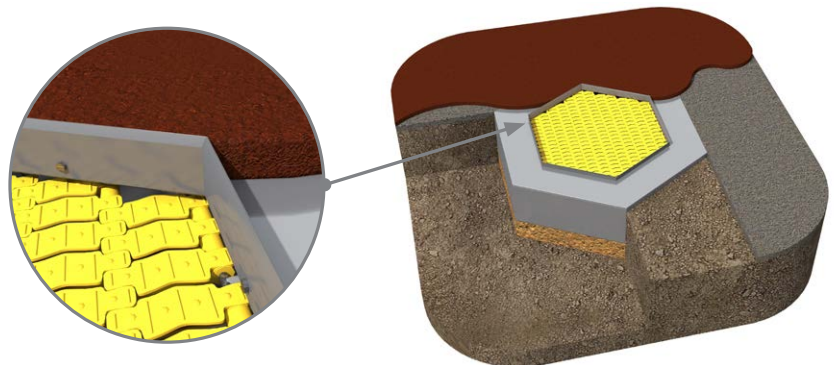
- 1** Trampoline without elastic collar ready for surface installation.

Trampolin ohne Fallschutz ist für die Anwendung des fugelosen Fallschutzbelags bereit.



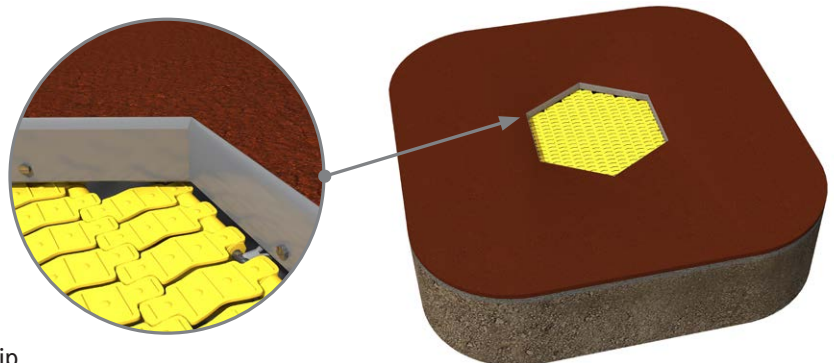
- 2** Installation of a safe surface using a formwork strip.

Der Ausguß des fugelosen Fallschutzbelages (vergessen Sie die Schalungsleiste nicht!).





- 3** The safe surface before removing the formwork strip.



Fertiger Fallschutzbelag vor der Entfernung der Schalungsleiste.



- 4** Unscrewing and removing the formwork strip.

Die Schalungsleiste kann erst jetzt abgeschraubt und demontiert werden.






Types of trampolines | Trampolin Arten

Trampoline **PAKO**


NAME	CODE	A - DIMENSION	B - JUMPING AREA	C - SAFETY AREA
		A - TRAMPOLINGRÖSSE	B - SPRUNGMATTE	C - SICHERHEITSRAUM
PAKO 125	MA-SA-21	1,25 x 1,25 m	0,75 x 0,75 m	3,75 x 3,75 m
PAKO 150	MA-SA-22	1,5 x 1,5 m	1,0 x 1,0 m	4,0 x 4,0 m
PAKO 175	MA-SA-23	1,75 x 1,75 m	1,25 x 1,25 m	5,25 x 5,25 m
PAKO 200	MA-SA-24	2,0 x 2,0 m	1,5 x 1,5 m	5,5 x 5,5 m
PAKO 225	MA-SA-25	2,25 x 2,25 m	1,75 x 1,75 m	5,75 x 5,75 m
PAKO 250	MA-SA-26	2,5 x 2,5 m	2,0 x 2,0 m	6,0 x 6,0 m

Trampoline **RADO**

NAME	CODE	A - DIMENSION	B - JUMPING AREA	C - SAFETY AREA
		A - TRAMPOLINGRÖSSE	B - SPRUNGMATTE	C - SICHERHEITSRAUM
RADO 125	MA-SA-01	Ø 1,25 m	Ø 0,75 m	Ø 3,75 m
RADO 140	MA-SA-02	Ø 1,4 m	Ø 0,9 m	Ø 3,9 m
RADO 150	MA-SA-03	Ø 1,5 m	Ø 1,0 m	Ø 4,0 m
RADO 160	MA-SA-04	Ø 1,6 m	Ø 1,1 m	Ø 4,1 m
RADO 175	MA-SA-05	Ø 1,75 m	Ø 1,25 m	Ø 4,25 m
RADO 200	MA-SA-06	Ø 2,0 m	Ø 1,5 m	Ø 5,5 m
RADO 225	MA-SA-07	Ø 2,25 m	Ø 1,75 m	Ø 5,75 m

Trampoline **ORTA**

NAME	CODE	A - DIMENSION	B - JUMPING AREA	C - SAFETY AREA
		A - TRAMPOLINGRÖSSE	B - SPRUNGMATTE	C - SICHERHEITSRAUM
ORTA 125 X 225	MA-SA-40	1,25 x 2,25 m	0,75 x 1,75 m	3,75 x 4,75 m
ORTA 150 X 200	MA-SA-41	1,5 x 2,0 m	1,0 x 1,5 m	5,0 x 5,5 m
ORTA 150 X 225	MA-SA-42	1,5 x 2,25 m	1,0 x 1,75 m	5,0 x 5,75 m
ORTA 150 X 250	MA-SA-43	1,5 x 2,5 m	1,0 x 2,0 m	5,0 x 6,0 m
ORTA 175 X 225	MA-SA-44	1,75 x 2,25 m	1,25 x 1,75 m	5,25 x 5,75 m
ORTA 175 X 250	MA-SA-45	1,75 x 2,5 m	1,25 x 2,0 m	5,25 x 6,0 m
ORTA 150 X 300	MA-SA-46	1,5 x 3,0 m	1,0 x 2,5 m	5,0 x 6,5 m

Trampoline **ORTA-I**

NAME	CODE	A - DIMENSION	B - JUMPING AREA	C - SAFETY AREA
		A - TRAMPOLINGRÖSSE	B - SPRUNGMATTE	C - SICHERHEITSRAUM
ORTA-I 150 X 200	MA-SA-41-I	1,5 x 2,0 m	1,0 x 1,5 m	5,0 x 5,5 m
ORTA-I 150 X 250	MA-SA-43-I	1,5 x 2,5 m	1,0 x 2,0 m	5,0 x 6,0 m
ORTA-I 150 X 300	MA-SA-46-I	1,5 x 3,0 m	1,0 x 2,5 m	5,0 x 6,5 m
ORTA-I 150 X 500	MA-SA-47-I	1,5 x 5,0 m	1,0 x 4,5 m	5,0 x 8,5 m

integrado

**A** - trampoline dimension

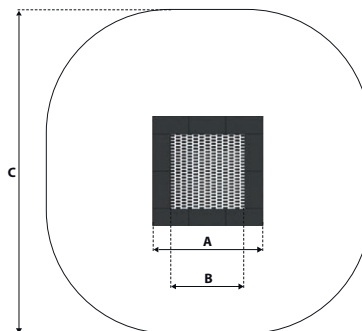
Trampolingröße

B - the size of the jumping mat


Größe der Sprungmatte

C - safety area

Sicherheitsraum




Trampoline **HEXO**



NAME	CODE	A - DIMENSION	B - JUMPING AREA	C - SAFETY AREA
		A - TRAMPOLINGRÖSSE	B - SPRUNGMATTE	C - SICHERHEITSRAUM
HEXO 1	MA-SA-61	1,7 x 1,47 m	1,14 x 0,97 m	4,14 x 3,97 m

Trampoline **PENTO**



NAME	CODE	A - DIMENSION	B - JUMPING AREA	C - SAFETY AREA
		A - TRAMPOLINGRÖSSE	B - SPRUNGMATTE	C - SICHERHEITSRAUM
PENTO 1	MA-SA-51	1,68 x 1,6 m	1,18 x 1,5 m	4,68 x 4,6 m

Trampoline **KVARTALO**




NAME	CODE	A - DIMENSION	B - JUMPING AREA	C - SAFETY AREA
		A - TRAMPOLINGRÖSSE	B - SPRUNGMATTE	C - SICHERHEITSRAUM
KVARTALO 125	MA-SA-71	1,25 x 1,25 m	0,75 x 0,75 m	3,75 x 3,75 m
KVARTALO 150	MA-SA-72	1,5 x 1,5 m	1,0 x 1,0 m	4,0 x 4,0 m
KVARTALO 175	MA-SA-73	1,75 x 1,75 m	1,25 x 1,25 m	5,25 x 5,25 m
KVARTALO 200	MA-SA-74	2,0 x 2,0 m	1,5 x 1,5 m	5,5 x 5,5 m
KVARTALO 225	MA-SA-75	2,25 x 2,25 m	1,75 x 1,75 m	5,75 x 5,75 m
KVARTALO 250	MA-SA-76	2,5 x 2,5 m	2,0 x 1,0 m	6,0 x 6,0 m

Trampoline **JUNTO**

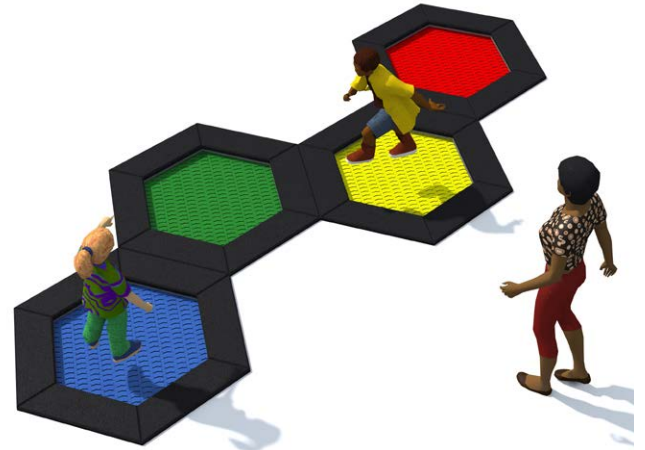


NAME	CODE	A - DIMENSION	B - JUMPING AREA	C - SAFETY AREA
		A - TRAMPOLINGRÖSSE	B - SPRUNGMATTE	C - SICHERHEITSRAUM
JUNTO 150 x 225	MA-SA-93	1,5 x 2,25 m	1,0 x 1,75 m	4,0 x 4,75 m






HEXO 6A
MA-SA-67



HEXO 4A
MA-SA-64




HEXO 3A
MA-SA-62



HEXO 3B
MA-SA-63



HEXO 6A	MA-SA-67	4,25 x 4,41	6,67 x 6,91	0,90	3+	6
HEXO 4A	MA-SA-64	4,25 x 4,41	6,91 x 6,67	0,90	3+	4
HEXO 3A	MA-SA-62	1,70 x 4,41	4,12 x 6,91	0,90	3+	3
HEXO 3B	MA-SA-63	2,94 x 2,97	5,44 x 5,39	0,90	3+	3
HEXO 5A	MA-SA-66	4,25 x 2,94	6,67 x 5,44	0,90	3+	5
HEXO 4B	MA-SA-65	4,25 x 3,68	6,67 x 6,18	0,90	3+	4
HEXO 13A	MA-SA-69	6,80 x 7,36	9,22 x 9,86	0,90	3+	13
HEXO 7A	MA-SA-68	4,25 x 4,42	6,67 x 6,91	0,90	3+	7



HEXO 5A
MA-SA-66



HEXO 4B
MA-SA-65



HEXO 13A
MA-SA-69



HEXO 7A
MA-SA-68






TUTO 1
MA-SA-101










TUTO 2
MA-SA-102



TUTO 3
MA-SA-103




TUTO 4
MA-SA-104

							
TUTO 1			1,75 x 4,65	4,25 x 7,15	0,90	3+	3
TUTO 2			3,81 x 4,20	6,69 x 6,30	0,90	3+	4
TUTO 3			2,97 x 3,20	5,47 x 5,69	0,90	3+	3
TUTO 4			3,91 x 3,91	5,42 x 5,42	0,90	3+	5
TUTO 5			1,25 x 3,75	3,75 x 6,25	0,90	3+	3
TUTO 6			3,00 x 3,00	5,50 x 5,50	0,90	3+	4
TUTO 7			4,00 x 4,00	6,50 x 6,50	0,90	3+	5
TUTO 8			1,75 x 8,04	4,75 x 11,05	0,90	3+	5



TUTO 5
MA-SA-105



TUTO 6
MA-SA-106




TUTO 7
MA-SA-107



TUTO 8
MA-SA-108





TUTO 9
MA-SA-109



TUTO 10
MA-SA-110



TUTO 11
MA-SA-111



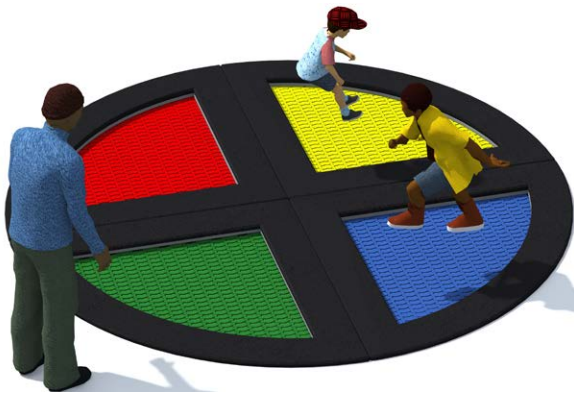
TUTO 12
MA-SA-112




TUTO 9	MA-SA-109	2,12 x 5,65	4,05 x 7,95	0,90	3+	3
TUTO 10	MA-SA-110	2,25 x 8,00	4,75 x 10,50	0,90	3+	6
TUTO 11	MA-SA-111	3,00 x 4,50	5,50 x 7,00	0,90	3+	6
TUTO 12	MA-SA-112	4,50 x 4,50	7,00 x 7,00	0,90	3+	9
TUTO 13	MA-SA-113	3,00 x 3,00	5,50 x 5,50	0,90	3+	4
TUTO 14	MA-SA-114	3,50 x 3,50	6,00 x 6,00	0,90	3+	4
TUTO 15	MA-SA-115	3,00 x 6,00	5,50 x 8,50	0,90	3+	8
TUTO 16	MA-SA-116	3,00 x 4,50	5,50 x 7,00	0,90	3+	6




TUTO 13
MA-SA-113




TUTO 14
MA-SA-114



TUTO 15
MA-SA-115



TUTO 16
MA-SA-116




TUTO 17
MA-SA-117




TUTO 18
MA-SA-118



TUTO 19
MA-SA-119



TUTO 20
MA-SA-120



TUTO 21
MA-SA-121




TUTO 17	MA-SA-117	3,00 x 3,00	5,50 x 5,50	0,90	3+	4
TUTO 18	MA-SA-118	3,00 x 6,00	5,50 x 8,50	0,90	3+	6
TUTO 19	MA-SA-119	3,00 x 7,50	5,50 x 10,00	0,90	3+	8
TUTO 20	MA-SA-120	6,00 x 7,50	8,50 x 10,00	0,90	3+	10
TUTO 21	MA-SA-121	4,50 x 9,00	7,00 x 11,50	0,90	3+	10
TUTO 22	MA-SA-122	4,50 x 4,50	7,00 x 7,00	0,90	3+	8
TUTO 23	MA-SA-123	7,50 x 7,50	10,00 x 10,00	0,90	3+	15
TUTO 24	MA-SA-124	9,00 x 9,00	11,50 x 11,50	0,90	3+	20



TUTO 22
MA-SA-122




TUTO 23
MA-SA-123



TUTO 24
MA-SA-124

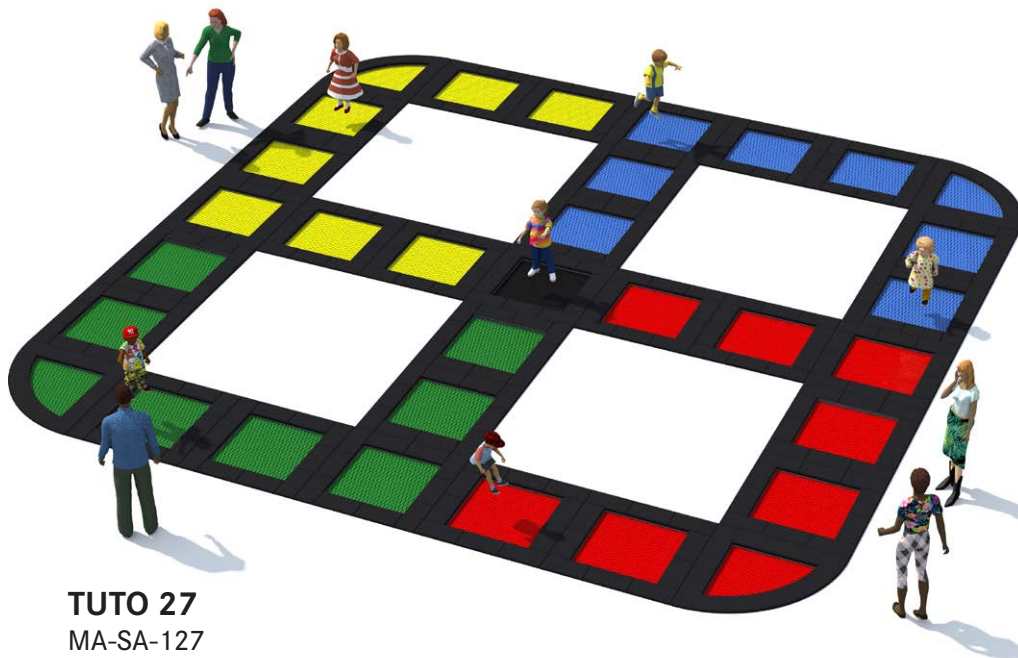




TUTO 25
MA-SA-125




TUTO 26
MA-SA-126



TUTO 27
MA-SA-127



TUTO	MA-SA	L x W	L x W	H	Children	Count
TUTO 25	MA-SA-125	10,50 x 10,50	13,00 x 13,00	0,90	3+	27
TUTO 26	MA-SA-126	7,50 x 10,50	10,00 x 13,00	0,90	3+	25
TUTO 27	MA-SA-127	10,50 x 10,50	13,00 x 13,00	0,90	3+	33
TUTO 28	MA-SA-128	11,70 x 3,38	13,99 x 5,88	0,90	3+	10
TUTO 29	MA-SA-129	10,50 x 4,50	13,00 x 6,93	0,90	3+	11
TUTO 30	MA-SA-130	10,50 x 3,00	13,00 x 5,44	0,90	3+	11
TUTO 31	MA-SA-131	7,50 x 3,00	10,00 x 5,50	0,90	3+	7




TUTO 28
MA-SA-128



TUTO 29
MA-SA-129



TUTO 30
MA-SA-130



TUTO 31
MA-SA-131



monto





Embankment slides and tunnels | Hangrutschen und Kriechtunnel

Option I - straight entrance tunnel (Kanalo).
 Option II - sloped entrance tunnel (Tunelo).
 Variante I - Eingang senkrecht geschnitten (Kanalo).
 Variante II - Eingang schräg geschnitten (Tunelo)

Stainless steel.
 Edelstahl.

Option I - narrow slide (Gliti).
 Option II - wide slide (Eliri).
 Variante I - schmale Rutsche (Gliti).
 Variante II - breite Rutsche (Eliri).

Different lengths of tunnels.

Mehrere Tunnellängen.



Different lengths of slides.

Mehrere Rutschenlängen.


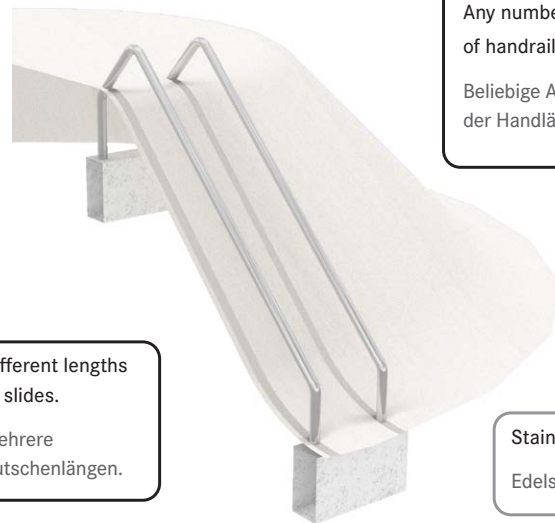
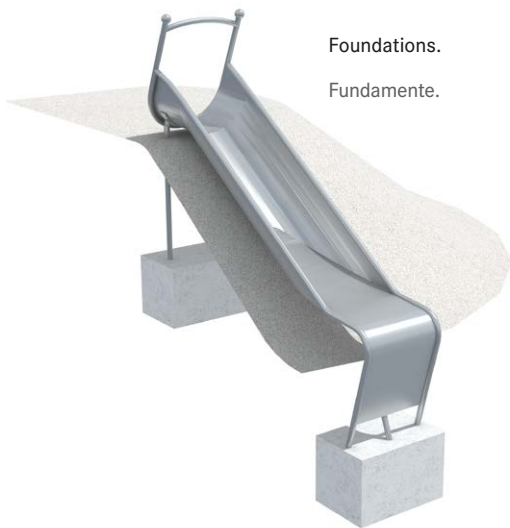
Rail slides. | Doppelrutschstange.

Foundations.
 Fundamente.

Any number
 of handrails available.
 Beliebige Anzahl
 der Handläufen

Different lengths
 of slides.
 Mehrere
 Rutschenlängen.

Stainless steel.
 Edelstahl.



The starting platform eliminates dirt on the slide.
 Additionally, it protects the surface from wear.

Die Startplattform entfernt Schmutz von der Rutsche.
 Zudem schützt sie den Untergrund vor Abnutzung.




GLITI




ELIRI




RELO



GLITI-S



TUBO



How to choose slides for the existing embankment?

- measure the length of the existing embankment (L2),
- measure the height of the existing embankment (L1),
- check in the table which slide's values refer to the results of above measurements.

If only one value refers, adjust the embankment to the requirements of the second value.

You can change the height or length of the existing embankment by adding in or removing ground.

Wie wählt man Rutschen für den bestehenden Damm aus?

- Messen Sie die Schräglänge der bestehenden Böschung,
 - Messen Sie die Höhe der bestehenden Böschung,
 - Sehen Sie in der Tabelle nach, welcher Objektträger den gleichen Wert wie das Messergebnis hat. Wenn nur ein Wert gleich ist, passen Sie die Böschung an die Anforderungen des zweiten Werts an.
- Sie können die Höhe oder Neigungslänge der bestehenden Böschung ändern, indem Sie Erde hinzufügen oder entfernen.



How to form an embankment for a selected slide?

- choose the slide model,
- form an embankment keeping the length and height corresponding to the selected slide model.

Wie bildet man einen Damm für eine ausgewählte Rutsche?

- Wählen Sie das Rutschenmodell,
- Bilden Sie eine Böschung unter Beibehaltung der Neigungslänge und -höhe, die dem ausgewählten Rutschenmodell entspricht.

GLITI/ELIRI parameters

PRODUCT PRODUKT	CODE (GLITI) CODE (SCHMAL)	CODE (ELIRI) CODE (BREIT)	L1 - EMBANKMENT HEIGHT L1 - BÖSCHUNGSHÖHE	L2 - EMBANKMENT LENGTH L2 - BÖSCHUNGSLÄNGE	A - SAFETY ZONE A - SICHERHEITZONE
Gliti / Eliri 2,29 m	LL-MO-001	LL-MO-021	0,60 - 0,85 m	1,25 m	1,5 m
Gliti / Eliri 2,91 m	LL-MO-002	LL-MO-022	0,90 - 1,30 m	1,88 m	2,0 m
Gliti / Eliri 3,84 m	LL-MO-003	LL-MO-023	1,35 - 1,75 m	2,69 m	2,0 m
Gliti / Eliri 4,77 m	LL-MO-004	LL-MO-024	1,80 - 2,20 m	3,49 m	2,0 m
Gliti / Eliri 5,70 m	LL-MO-005	LL-MO-025	2,25 - 2,65 m	4,30 m	2,0 m
Gliti / Eliri 6,63 m	LL-MO-006	LL-MO-026	2,70 - 3,10 m	5,10 m	2,0 m

TUBO parameters

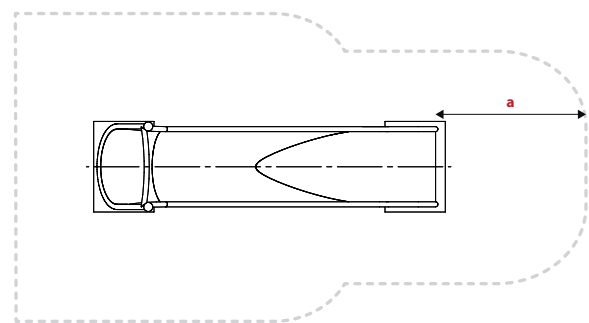
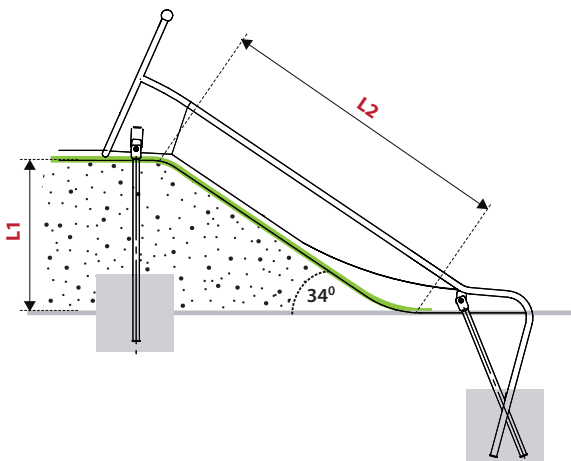
PRODUCT PRODUKT	CODE	L1 - EMBANKMENT HEIGHT L1 - BÖSCHUNGSHÖHE	L2 - EMBANKMENT LENGTH L2 - BÖSCHUNGSLÄNGE	A - SAFETY ZONE A - SICHERHEITZONE
TUBO 3,78 m	IS-MO-501	1,50 m	2,68 m	2,00 m
TUBO 4,46 m	IS-MO-502	2,00 m	3,58 m	2,00 m
TUBO 5,28 m	IS-MO-503	2,00 m	4,47 m	2,00 m
TUBO 6,36 m	IS-MO-504	3,00 m	5,37 m	2,00 m

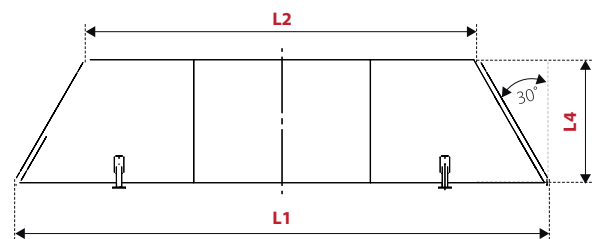
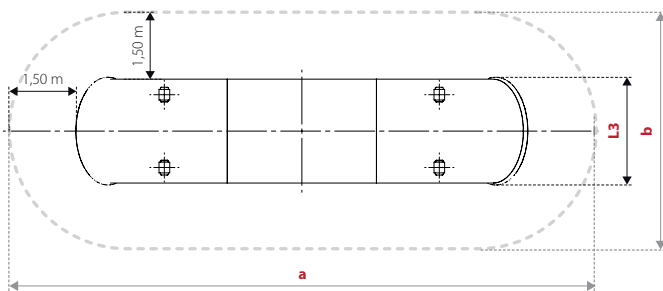
GLITI-S parameters

PRODUCT PRODUKT	CODE	L1 - EMBANKMENT HEIGHT L1 - BÖSCHUNGSHÖHE	L2 - EMBANKMENT LENGTH L2 - BÖSCHUNGSLÄNGE	A - SAFETY ZONE A - SICHERHEITZONE
GLITI-S 6,74 m	IS-MO-401	3,50 m	6,56 m	2,00 m
GLITI-S 7,68 m	IS-MO-402	4,00 m	7,15 m	2,00 m
GLITI-S 8,23 m	IS-MO-403	4,50 m	8,05 m	2,00 m
GLITI-S 8,94 m	IS-MO-404	5,00 m	8,94 m	2,00 m

RELO parameters

PRODUCT PRODUKT	CODE	L1 - EMBANKMENT HEIGHT L2 - BÖSCHUNGSHÖHE	L2 - EMBANKMENT LENGTH L2 - BÖSCHUNGSLÄNGE	A - SAFETY ZONE A - SICHERHEITZONE
RELO 1,00 m	LL-MO-101	0,60 - 0,85 m	1,03 m	1,5 m
RELO 1,64 m	LL-MO-102	0,90 - 1,30 m	1,56 m	2,0 m
RELO 2,28 m	LL-MO-103	1,35 - 1,75 m	2,19 m	2,0 m
RELO 2,91 m	LL-MO-104	1,80 - 2,20 m	2,83 m	2,0 m
RELO 3,55 m	LL-MO-105	2,25 - 2,65 m	3,47 m	2,0 m
RELO 4,18 m	LL-MO-106	2,70 - 3,10 m	4,10 m	2,0 m





TUNELO

PRODUCT PRODUKT	CODE CODE	L1	L2	L3	L4	AxB
TUNELO 200	LL-MO-202	2,90 m	2,00 m	0,67 m	0,60 m	5,90 x 3,60 m
TUNELO 250	LL-MO-204	3,40 m	2,50 m	0,85 m	0,78 m	6,40 x 3,78 m
TUNELO 300	LL-MO-206	3,90 m	3,00 m	0,85 m	0,78 m	6,90 x 3,78 m
TUNELO 350	LL-MO-208	4,40 m	3,50 m	0,85 m	0,78 m	7,40 x 3,78 m
TUNELO 400	LL-MO-210	4,90 m	4,00 m	0,85 m	0,78 m	7,90 x 3,78 m
TUNELO 450	LL-MO-212	5,40 m	4,50 m	0,85 m	0,78 m	8,40 x 3,78 m
TUNELO 500	LL-MO-214	5,90 m	5,00 m	0,85 m	0,78 m	8,90 x 3,78 m


L1 - total length | Gesamtlänge

L2 - total length | Gesamtlänge

L3 - total width | Gesamtbreite

L4 - inner diameter | Innendurchmesser








A, B - safety zone | Sicherheitszone



FRABINA 1200
IS-MO-601

FRABINA 1600
IS-MO-602

FRABINA 2000
IS-MO-603

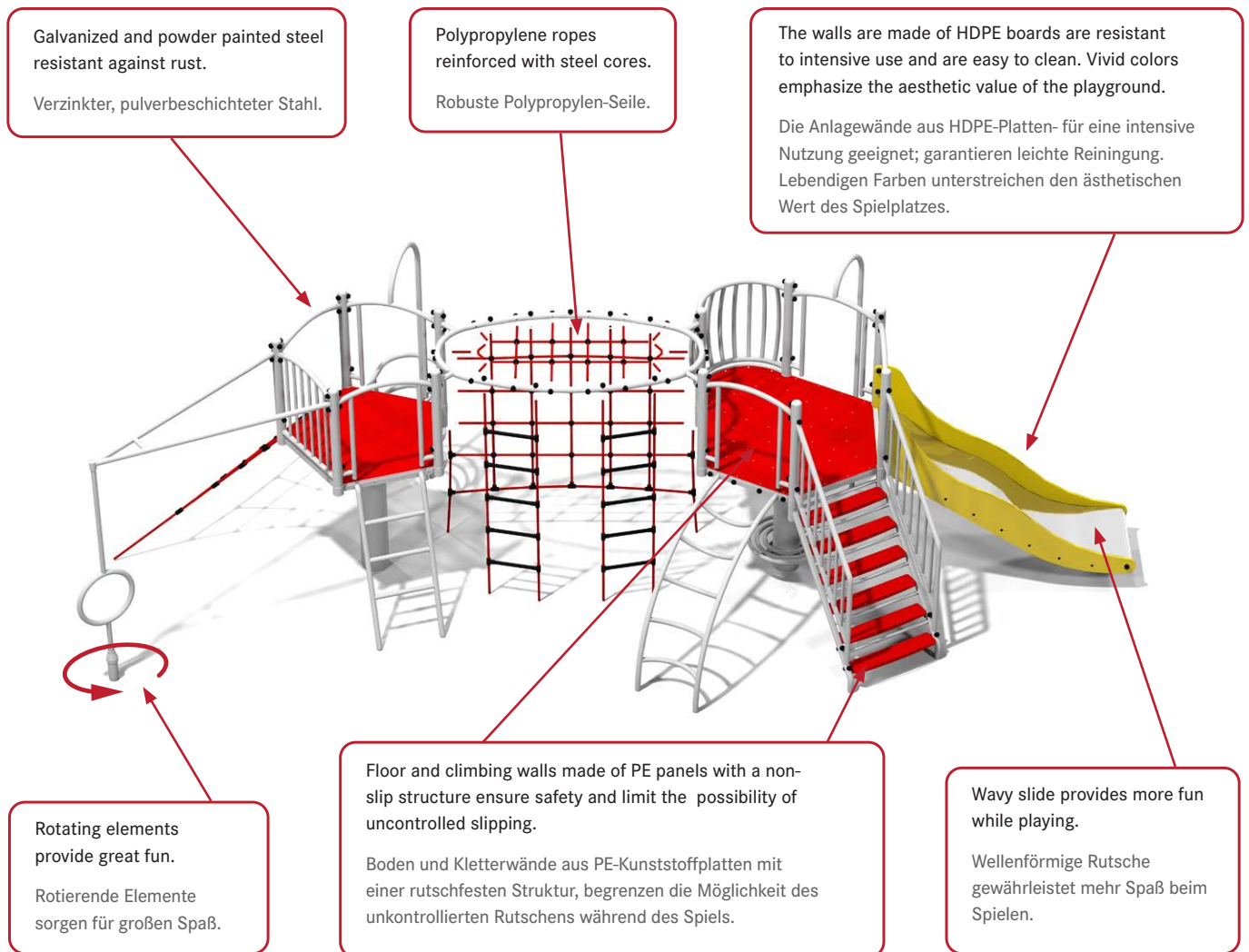
						
FRABINA H 1,2 M	IS-MO-601	4,79 x 0,59 x 2,75	8,61 x 4,21	1,20	3+	1
FRABINA H 1,6 M	IS-MO-602	4,04 x 0,59 x 2,35	7,86 x 4,21	1,20	3+	1
FRABINA H 2,0 M	IS-MO-603	3,22 x 0,59 x 1,95	7,04 x 4,21	2,00	3+	1



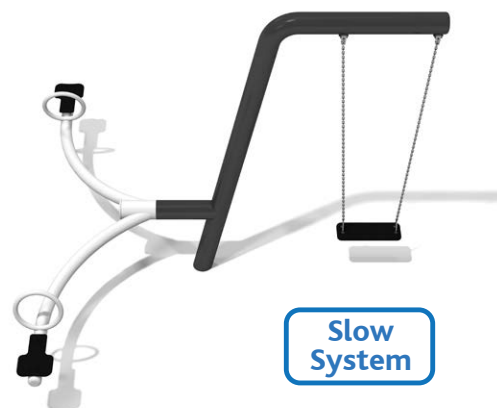


Roto series has a fun design, eye-catching colors and high quality, durable construction.

Die ROTO-Serie hat ein lustiges Design, Drehelemente, auffällige Farben und eine hochwertige, langlebige Konstruktion.

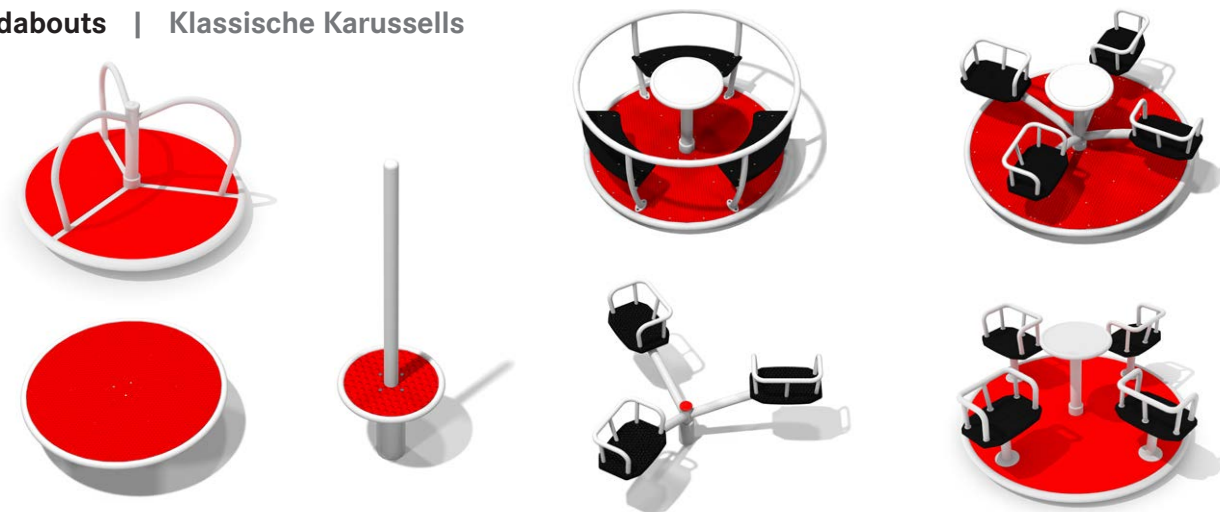


System that slows down swing's arms fall.
Slow System für sanftes Fallen der Schaukelarmen.

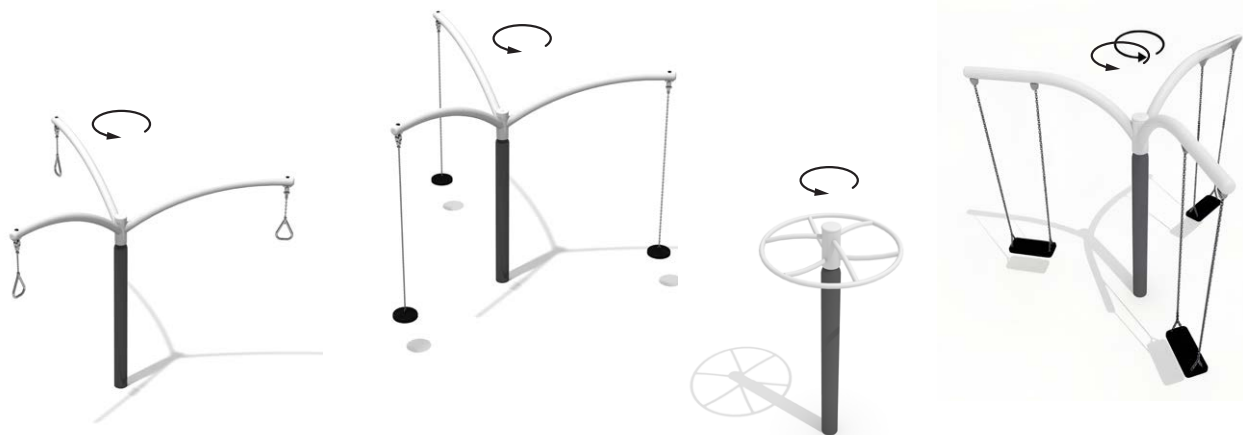


Rotative equipment | Rotierende Spielgeräte

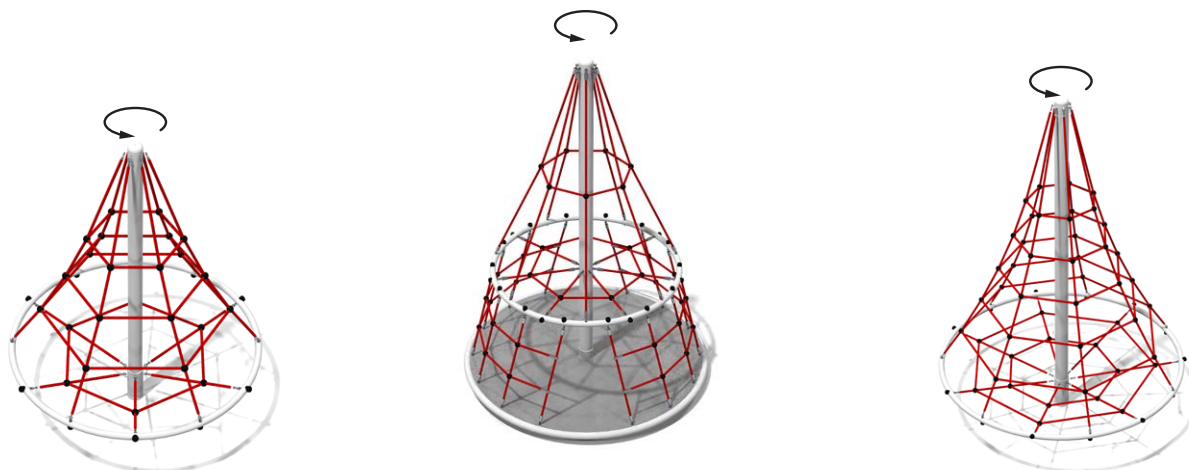
Roundabouts | Klassische Karussells

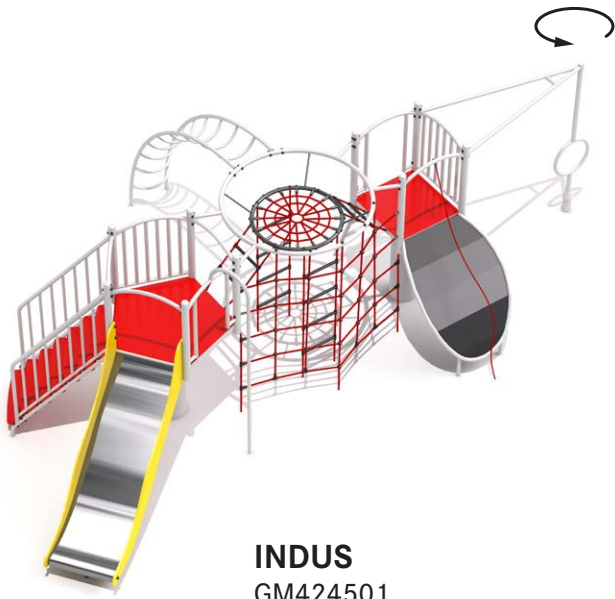


Hanging roundabouts | Rundläufe

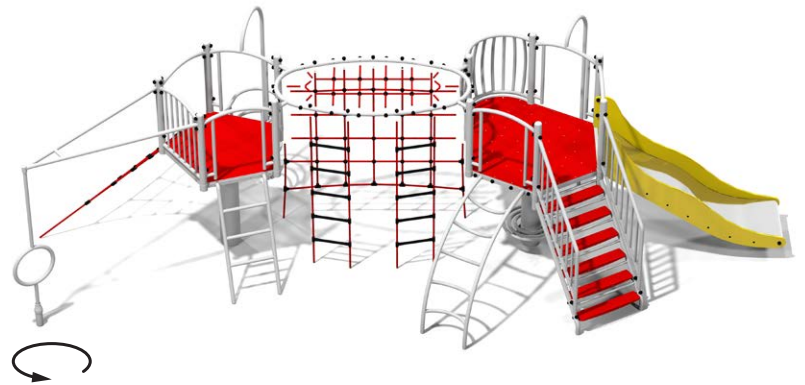


Rotative net structures | Rotierende Klettergerüste

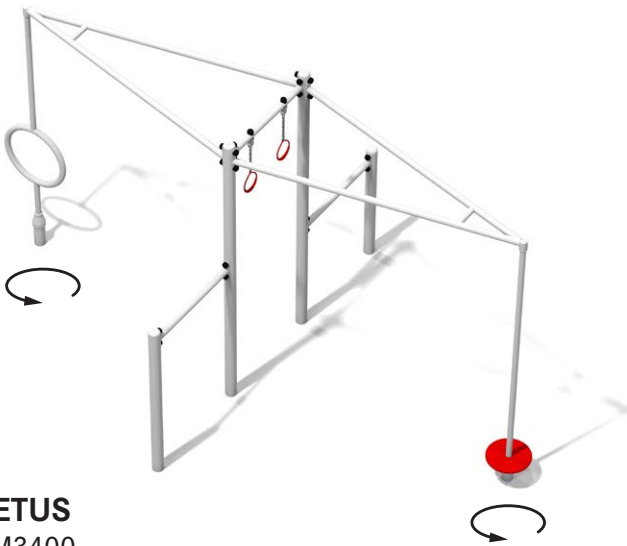




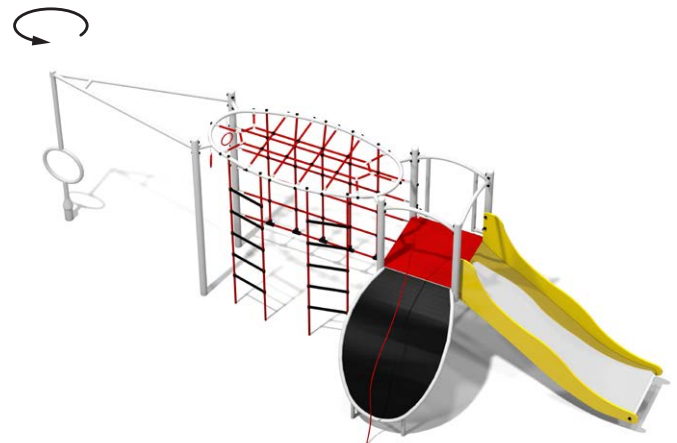
INDUS
GM424501



ANDROMEDA
GM425601



CETUS
GM3400



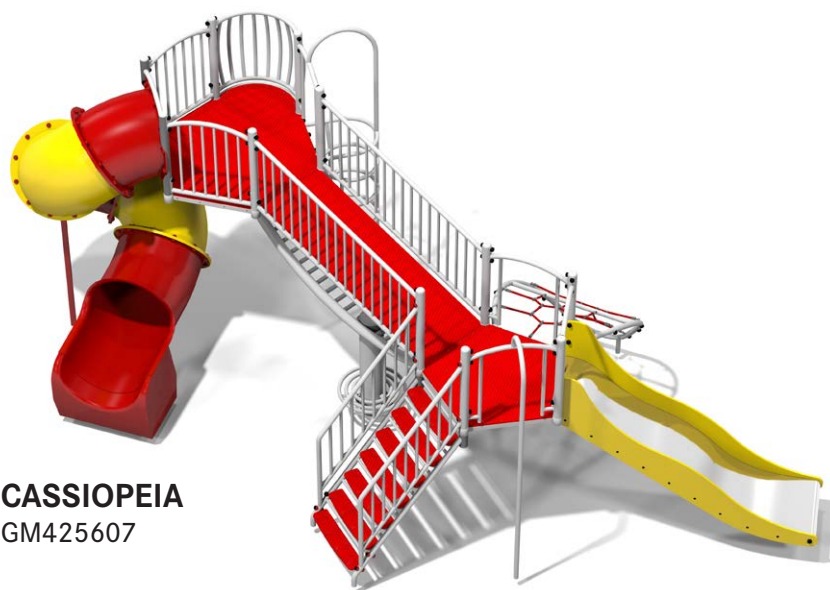
GEMINI
GM1002



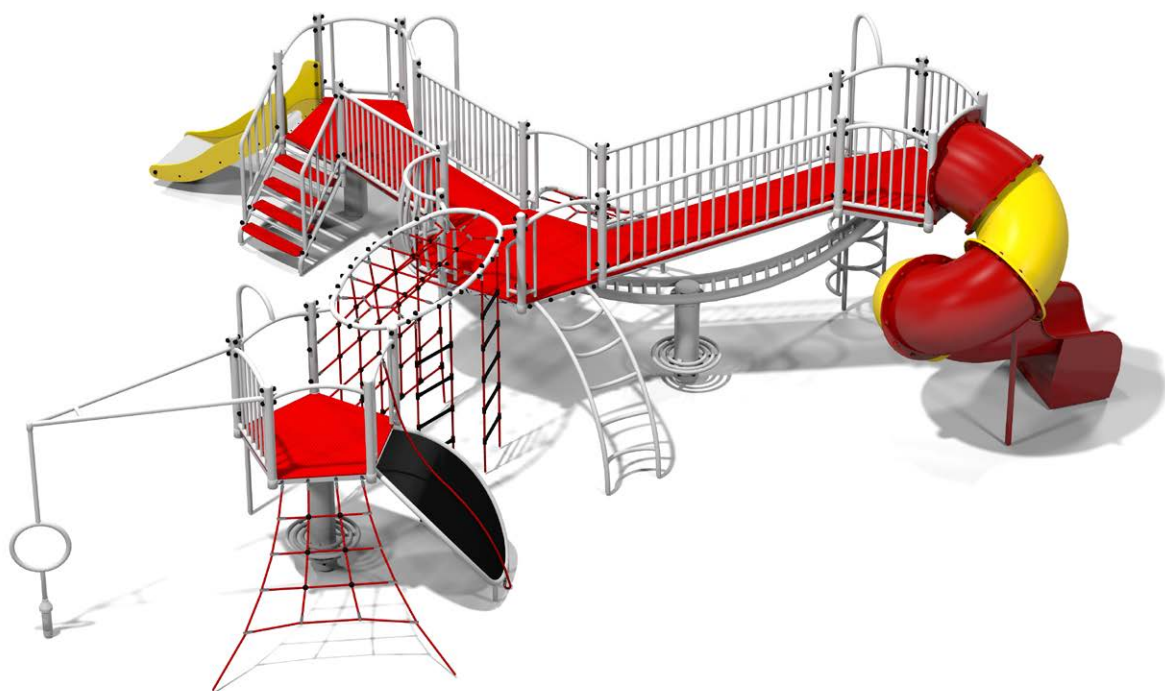
INDUS	GM424501	7,67 x 4,47 x 2,35	11,05 x 7,59	1,98	6+	16
ANDROMEDA	GM425601	8,05 x 3,61 x 2,43	11,55 x 6,60	1,98	3+	20
CETUS	GM3400	4,06 x 2,45 x 2,16	7,30 x 5,45	1,65	3+	5
GEMINI	GM41002	6,88 x 2,33 x 2,16	10,36 x 5,40	1,95	3+	8
ORION	GM41501	3,97 x 2,47 x 2,36	7,47 x 5,39	1,26	3+	4
CASSIOPEIA	GM425607	7,32 x 4,23 x 3,16	10,73 x 7,87	1,98	3+	9
SCORPIUS	GM445556	9,22 x 8,91 x 3,16	12,71 x 11,93	1,98	3+	24



ORION
GM41501



CASSIOPEIA
GM425607




SCORPIUS
GM445556












ZEPHYR 4
GM0714










MONSOON 4
GM0724

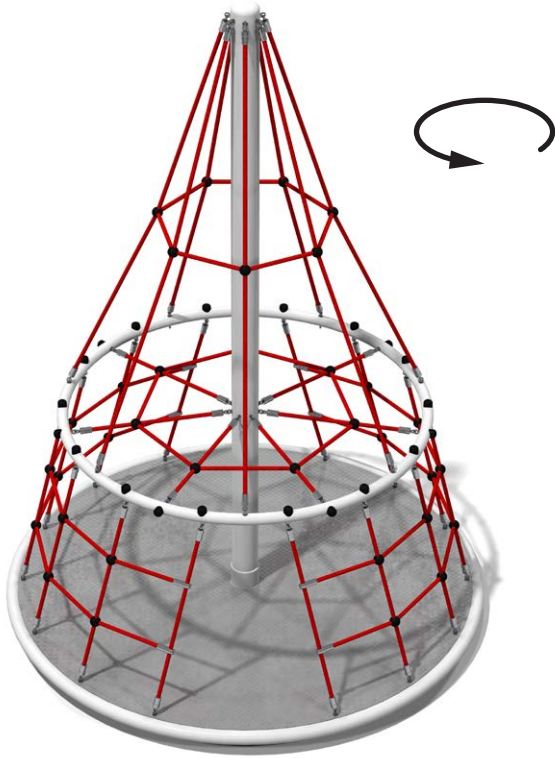
							
ZEPHYR 2			3,44 x 0,14 x 2,50	8,00 x 8,00	1,50	6+	2
ZEPHYR 3			3,01 x 2,61 x 2,50	8,00 x 8,00	1,50	6+	3
ZEPHYR 4			3,44 x 3,44 x 2,50	8,00 x 8,00	1,50	6+	4
MONSOON 2			3,44 x 0,14 x 2,50	9,47 x 9,47	1,50	6+	2
MONSOON 3			3,01 x 2,61 x 2,50	9,47 x 9,47	1,50	6+	3
MONSOON 4			3,44 x 3,44 x 2,50	9,47 x 9,47	1,50	6+	4



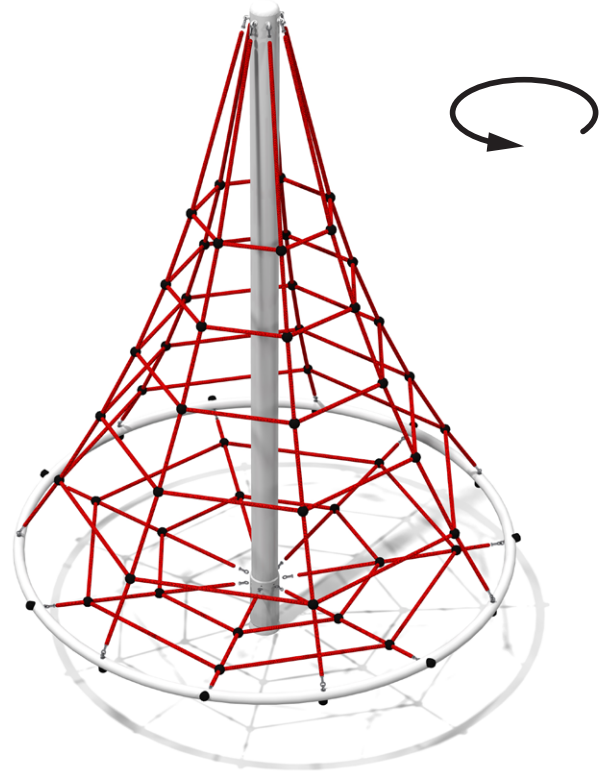
SOLANO 2-1
GM-RO-151s










							
SOLANO 2-1	GM-RO-151s	3,34 x 0,14 x 2,31	8,40 x 8,40	1,50	6+	2	
SOLANO 2-2	GM-RO-151b	3,34 x 0,14 x 2,31	8,40 x 8,40	1,50	6+	2	
SOLANO 2-3	GM-RO-151sb	3,34 x 0,14 x 2,31	8,40 x 8,40	1,50	6+	2	
SOLANO 3-1	GM-RO-152s	2,92 x 2,54 x 2,31	8,40 x 8,40	1,50	6+	3	
SOLANO 3-2	GM-RO-152b	2,92 x 2,54 x 2,31	8,40 x 8,40	1,50	6+	3	
SOLANO 3-3	GM-RO-152ssb	2,92 x 2,54 x 2,31	8,40 x 8,40	1,50	6+	3	
SOLANO 3-4	GM-RO-152sbb	2,92 x 2,54 x 2,31	8,40 x 8,40	1,50	6+	3	

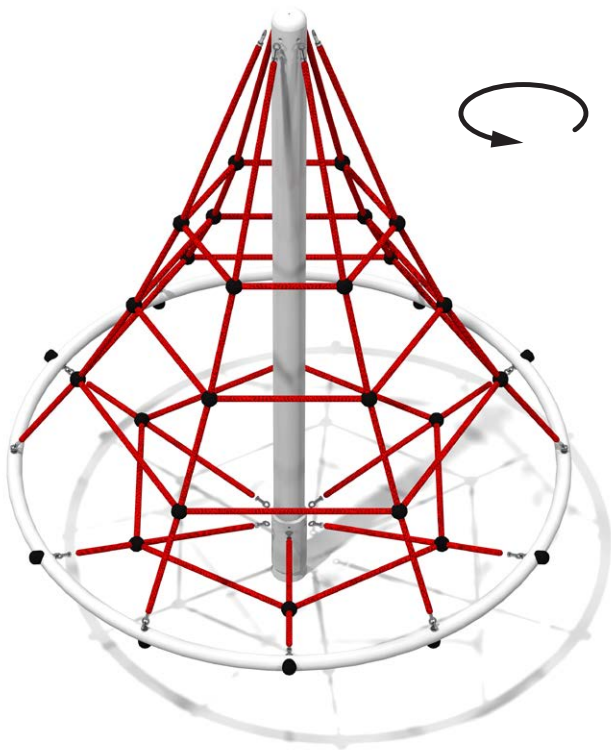


MT. EVEREST
GM0710

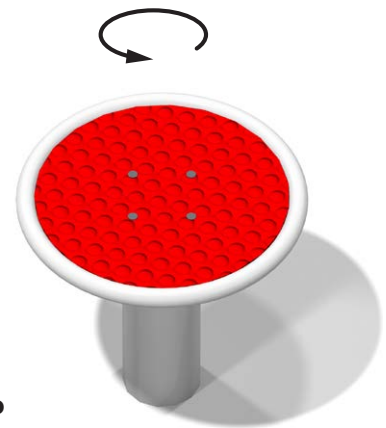


MT. BLANC
GM0704


								
MT. EVEREST	GM0710			2,10 x 2,10 x 2,96	6,09 x 6,09	1,98	3+	10
MT. BLANC	GM0704			2,15 x 2,15 x 3,03	6,15 x 6,15	2,00	3+	8
MT. KASPROWY	GM0702			1,60 x 1,60 x 2,02	5,60 x 5,60	1,29	3+	6
LOOP	GM0410			0,30 x 0,30 x 0,29	3,30 x 3,30	1,00	3+	1
PIROUETTE	GM0420			0,30 x 0,30 x 1,11	3,30 x 3,30	1,00	3+	1
BURAN	GM-RO-153			0,95 x 0,95 x 2,01	4,95 x 4,95	1,50	6+	3



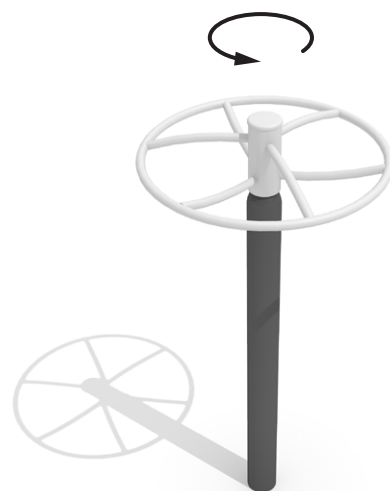
MT. KASPROWY
GM0702



LOOP
GM0410



PIROUETTE
GM0420



BURAN
GM-RO-153



MISTRAL 3
GM0473P










MISTRAL 4
GM0474P




BREEZE 3
GM-RO-202




BREEZE 4
GM-RO-203


						
MISTRAL 3	GM0473P	1,70 x 1,70 x 0,72	5,70 x 5,70	1,00	3+	3
MISTRAL 4	GM0474P	1,70 x 1,70 x 0,72	5,70 x 5,70	1,00	3+	4
BREEZE 3	GK-RO-202	1,58 x 1,58 x 0,73	5,58 x 5,58	1,00	3+	3
BREEZE 4	GK-RO-203	1,58 x 1,58 x 0,73	5,58 x 5,58	1,00	3+	4
TORNADO	GM0147	1,33 x 1,33 x 0,73	5,33 x 5,33	1,00	3+	4
HURRICANE	GM0324-2P	1,30 x 1,30 x 0,80	5,60 x 5,60	1,00	3+	8
NORTE	GK-RO-201	1,32 x 1,32 x 0,74	5,32 x 5,32	1,00	3+	6



TORNADO
GM0147




HURRICANE
GM0324-2P




NORTE
GM-RO-201










MARIN 1
TO-RO-03




LESTE
TO-RO-02



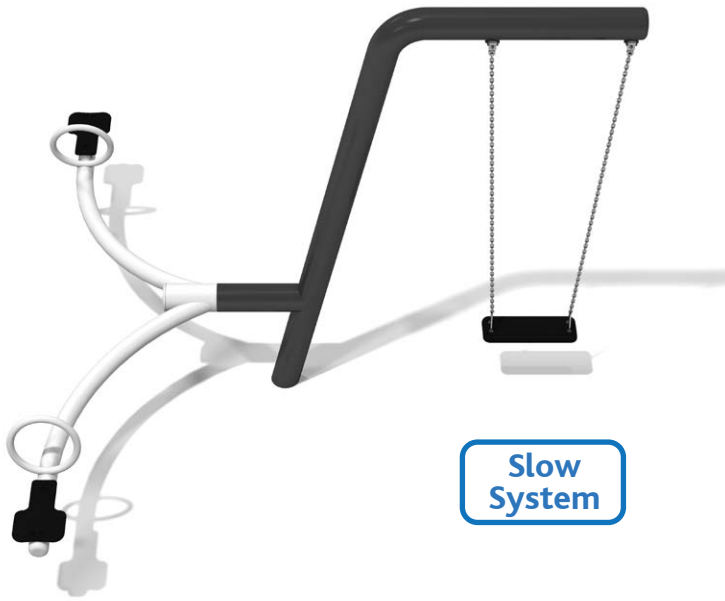
PAMPERO
TO-RO-01

						
MARIN	TO-RO-03	0,66 x 0,66 x 1,20	4,66 x 4,66	1,00	3+	1
LESTE	TO-RO-02	1,50 x 1,50 x 0,95	5,50 x 5,50	1,00	3+	6
PAMPERO	TO-RO-01	1,50 x 1,50 x 0,80	5,50 x 5,50	1,00	3+	4
SNAKE	GM1652	3,00 x 1,42 x 1,13	6,00 x 4,42	0,86	3+	2
MANTIS	GM1642	2,80 x 3,00 x 2,29	4,67 x 7,50	1,27	3+	3
STARGATE	GM1606	2,59 x 0,32 x 2,16	1,75 x 7,34	1,20	3+	1




Slow System

SNAKE
GM1652




Slow System

MANTIS
GM1642



STARGATE
GM1606












CRAB
GM1654




OCTOPUS
GM1656



DIGO
KS-RO-01

						
CRAB	GM1654	3,00 x 2,40 x 1,13	5,40 x 6,00	0,86	3+	4
OCTOPUS	GM1656	5,44 x 4,78 x 1,16	7,78 x 8,44	0,86	3+	6
DIGO	KS-RO-01	1,42 x 0,55 x 0,88	5,20 x 5,20	1,00	3+	1
ASPEN 20M	GM2001-20	23,62 x 4,01 x 3,85	24,0 x 4,45	1,30	6+	1
ASPEN 25M	GM2001-25	28,87 x 4,25 x 4,13	29,0 x 4,45	1,58	6+	1
ASPEN 30M	GM2001-30	34,01 x 4,30 x 4,35	34,5 x 4,45	1,80	6+	1
LOLLIPOP	MA7001	0,6 x 0,05 x 2,18	3,59 x 3,04	-	-	-

ASPEN
GM2001-20



LOLLIPOP
GM7001



PARK





Cubic-shaped playgrounds, light in the form.
 Spielplätze mit einfachem, leichtem Design.

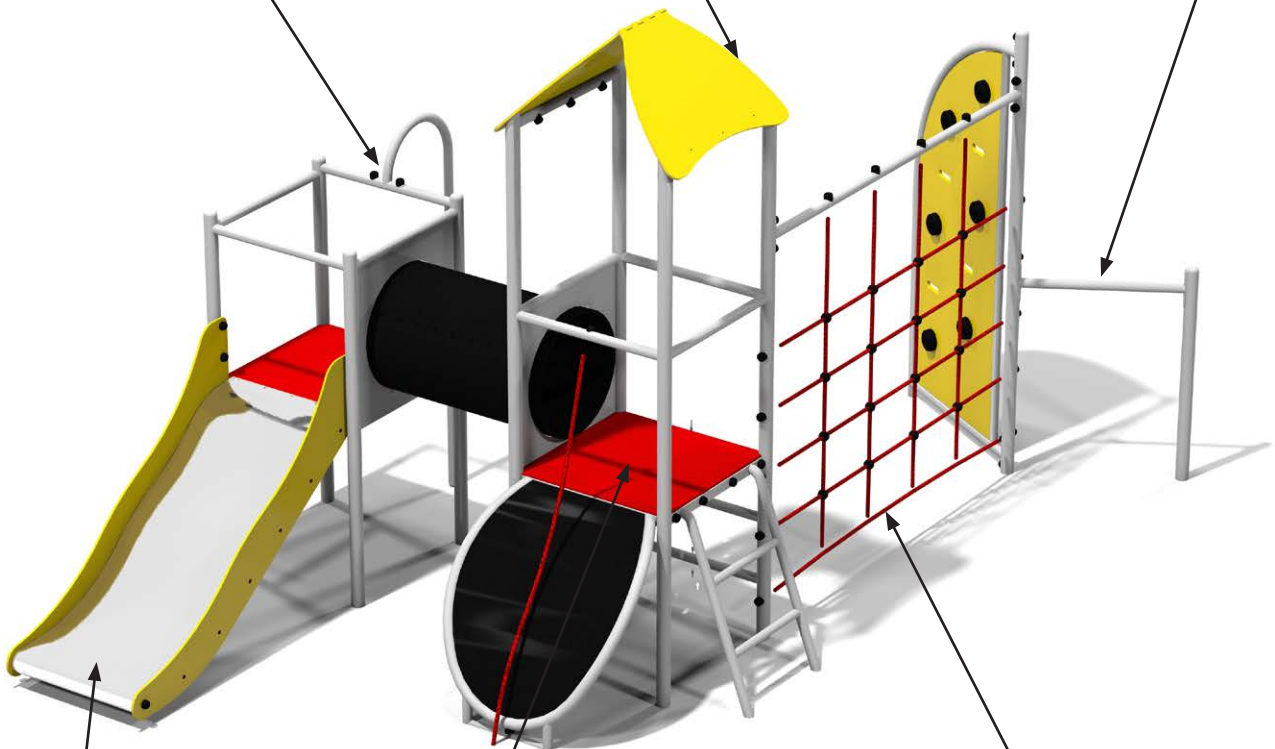
Quick and easy installation.
 Einfache und schnelle Montage.

The walls are made of HDPE boards, which are resistant to intensive use and are easy to clean. Their vivid colors underline the aesthetic value of the playground.

Die Anlagewände sind aus HDPE-Platten hergestellt, die bei intensiver Nutzung nicht verschleßen und leicht zu reinigen sind. Ihre lebendigen Farben betonen den ästhetischen Wert des Spielplatzes.

Galvanized and powder painted steel resistant to rust.

Verzinkter, pulverbeschichteter Stahl.



Fun, wave-shaped slide guarantees great fun.

Wellenförmige Rutsche gewährleistet mehr Spaß beim Spielen.

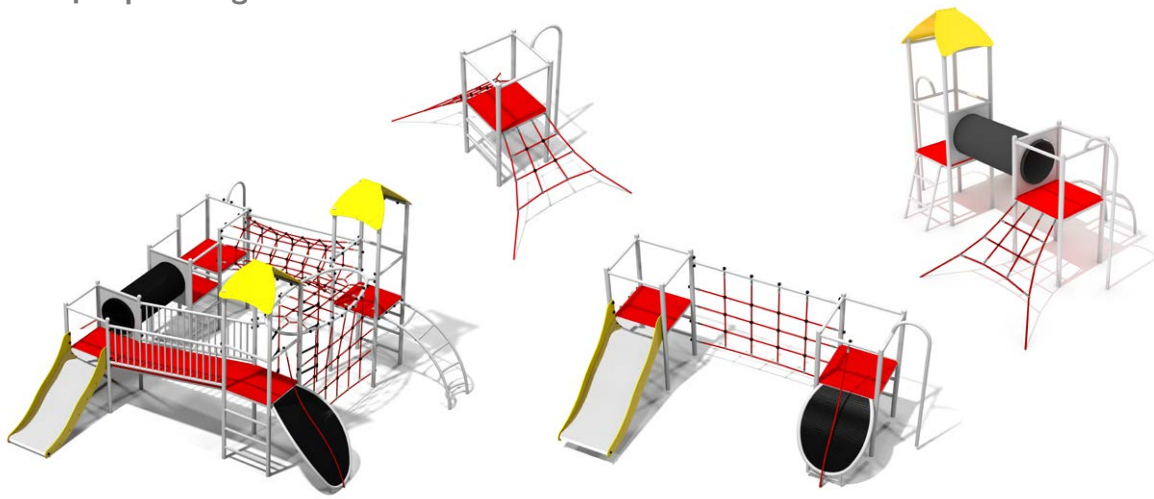
PE panels with a non-slip structure ensure safety and limit the possibility of uncontrolled slipping during play.

PE-Kunststoffplatten mit einer rutschfesten Struktur gewährleisten die Sicherheit und begrenzen die Möglichkeit des unkontrollierten Rutschens während des Spiels.

Durable polypropylene ropes are reinforced with a steel cores to ensure safety while playing.

Langlebige Polypropylen-Seile, sind mit einem Stahlkern verstärkt und sorgen für Sicherheit beim Spielen.

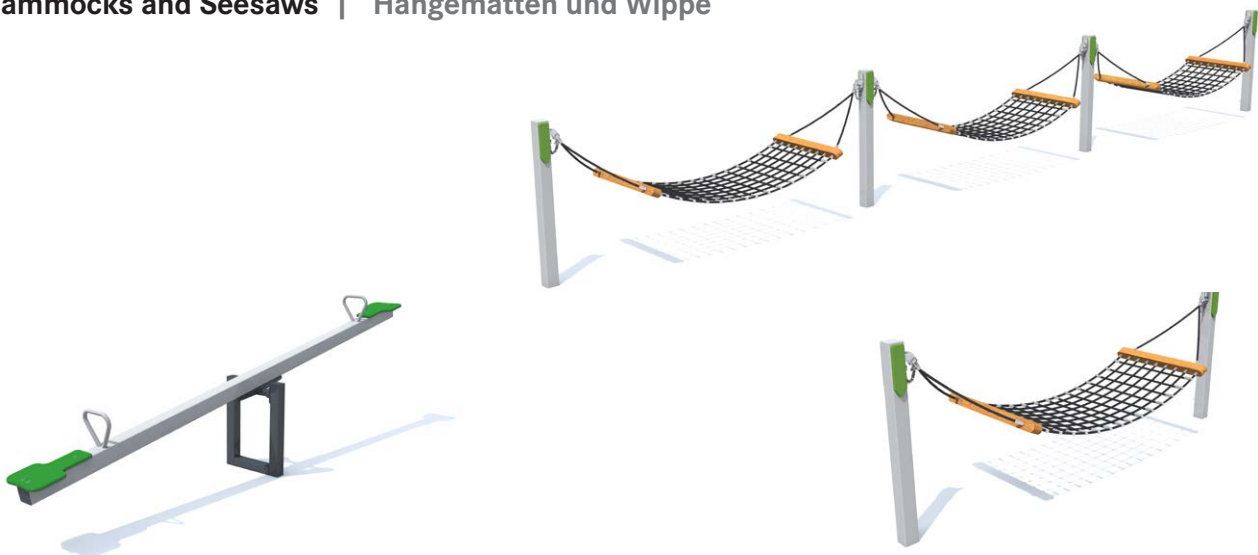
Play units | Spielanlagen

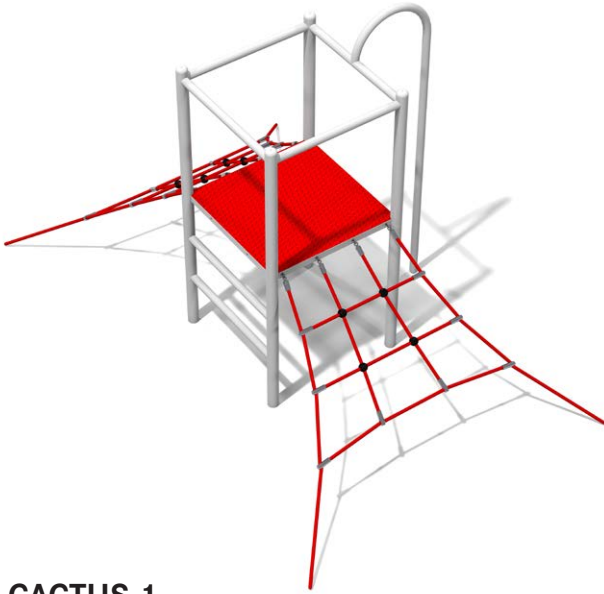


Swings | Schaukeln

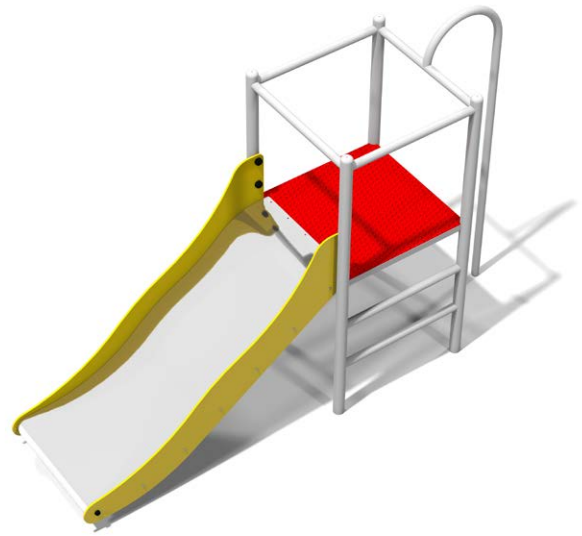


Hammocks and Seesaws | Hängematten und Wippe

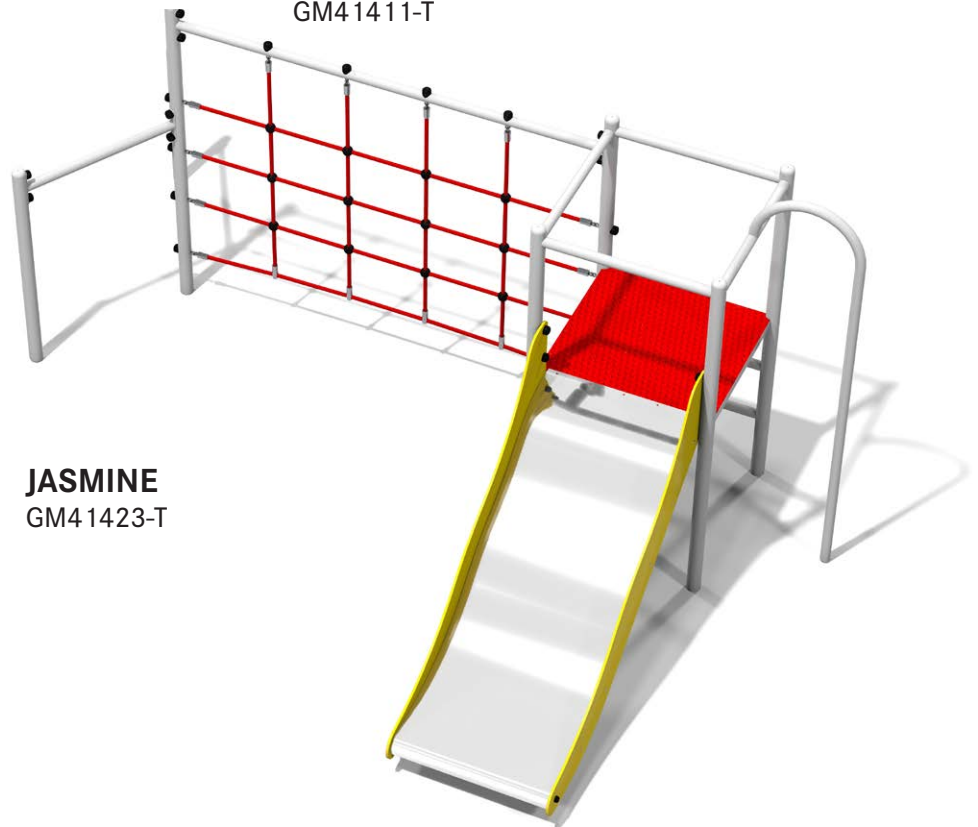




CACTUS 1
GM41413-T











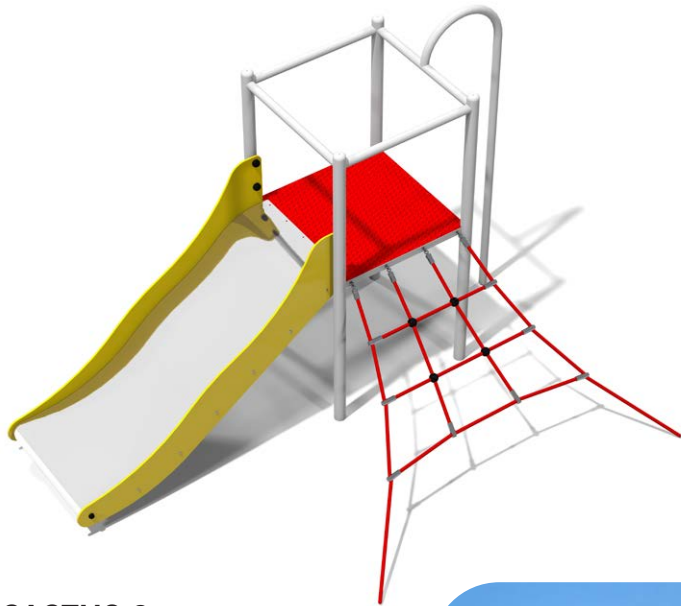
CACTUS 2
GM41411-T




JASMINE
GM41423-T



						
CACTUS 1	GM41413-T	2,93 x 1,84 x 1,80	5,97 x 4,83	0,90	3+	4
CACTUS 2	GM41411-T	2,68 x 0,81 x 1,80	6,20 x 3,79	0,90	3+	2
JASMINE	GM41423-T	3,63 x 2,93 x 1,80	6,66 x 6,44	1,80	3+	8
CACTUS 3	GM41412-T	2,77 x 1,87 x 1,80	6,26 x 4,88	0,90	3+	3
DAISY	GM424401-T	4,33 x 2,25 x 1,80	7,38 x 5,75	0,90	3+	7



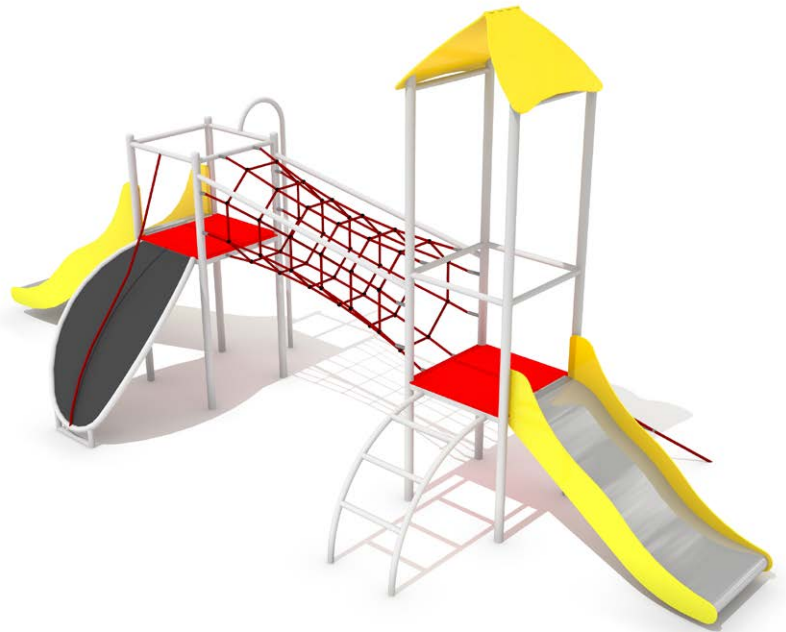
CACTUS 3
GM41412-T



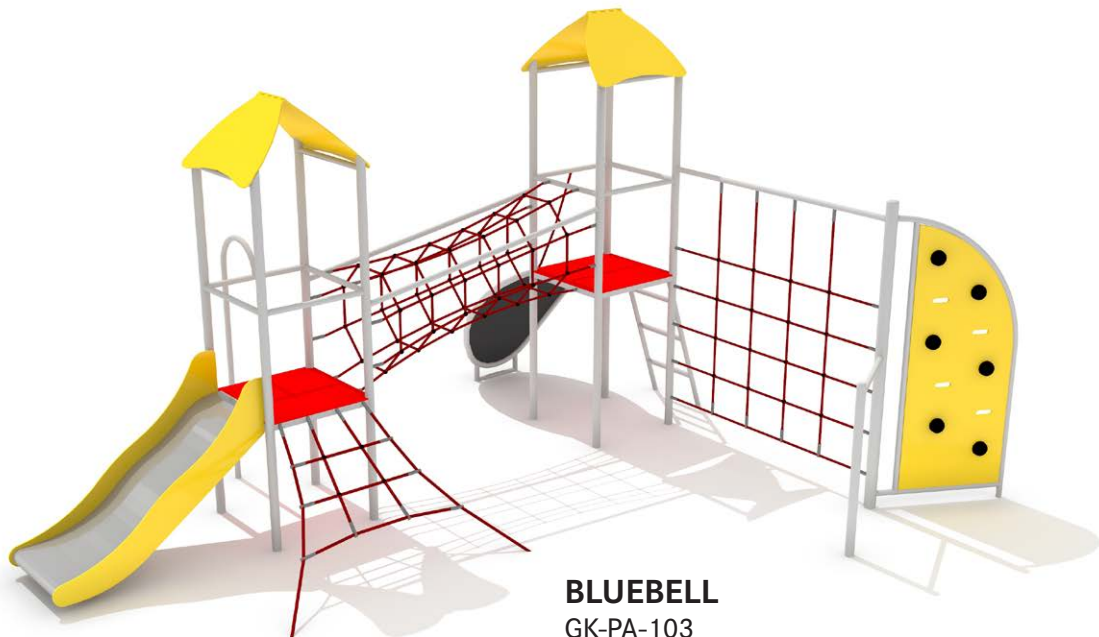
DAISY
GM424401-T










BERGAMOT
GK-PA-101

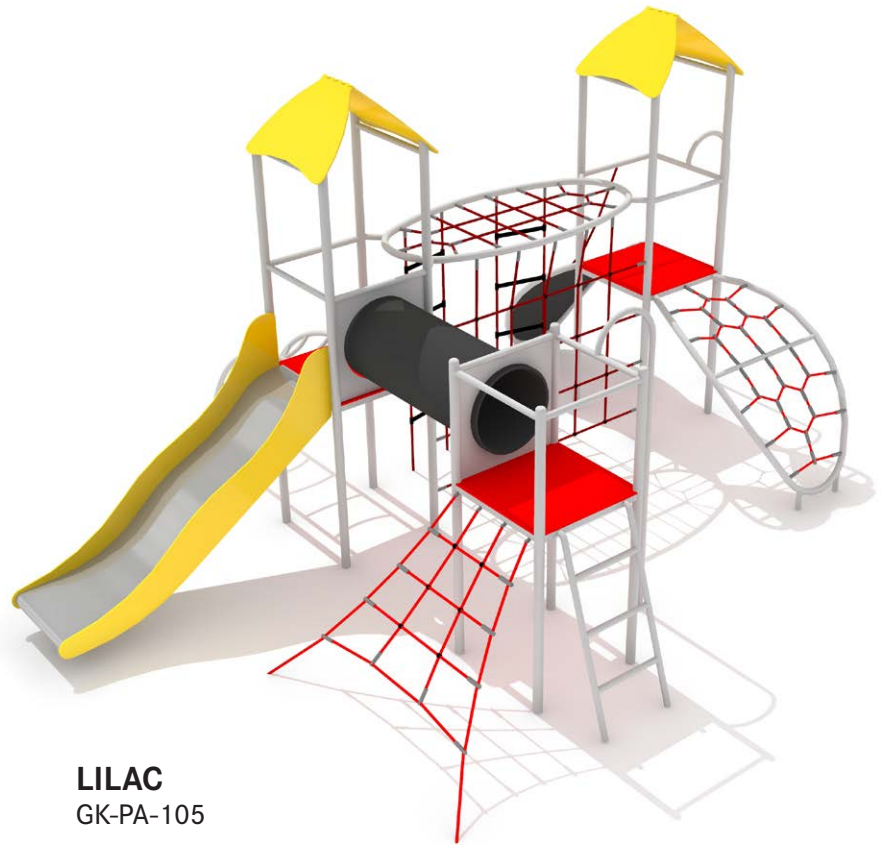


MARIGOLD
GK-PA-102



BLUEBELL
GK-PA-103

						
BERGAMOT	GK-PA-101	3,77 x 3,29 x 2,86	6,77 x 6,79	0,90	3+	7
MARIGOLD	GK-PA-102	6,98 x 2,85 x 2,86	10,98 x 5,85	1,26	3+	6
BLUEBELL	GK-PA-103	5,83 x 4,24 x 3,22	9,31 x 7,21	1,95	3+	13
LILAC	GK-PA-105	5,97 x 4,58 x 3,22	9,47 x 7,58	1,95	3+	13
PANSY	GK-PA-106	6,98 x 4,28 x 2,86	10,98 x 7,28	1,95	3+	12

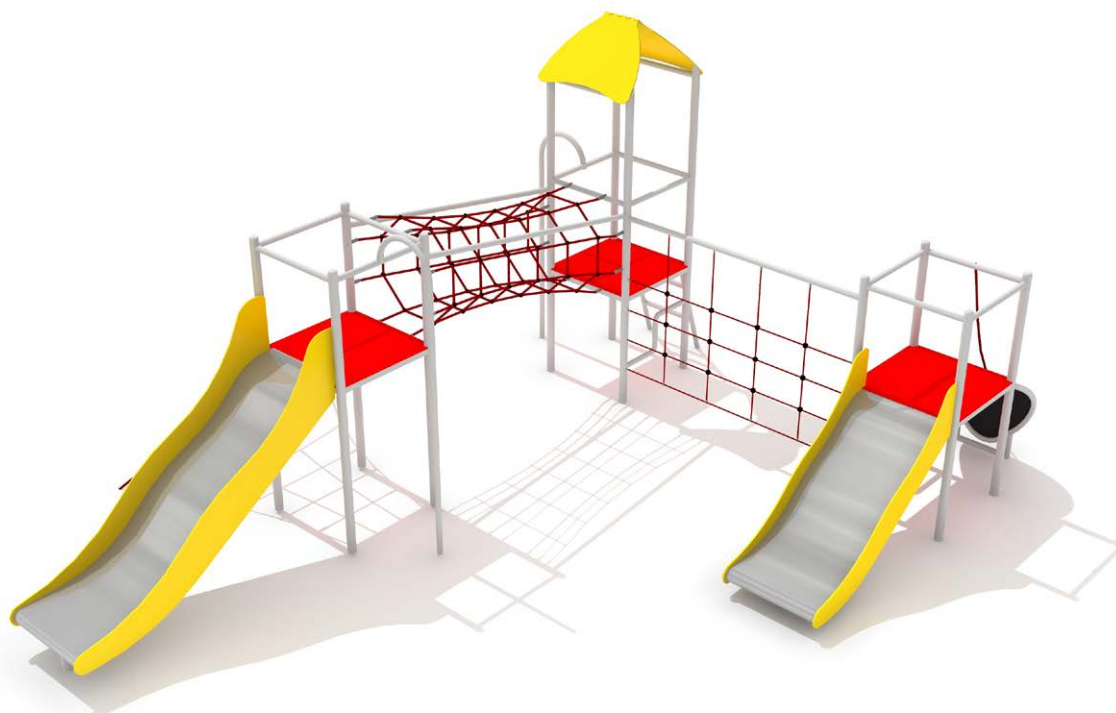


LILAC
GK-PA-105











PANSY
GK-PA-106

POPPY
GK-PA-104



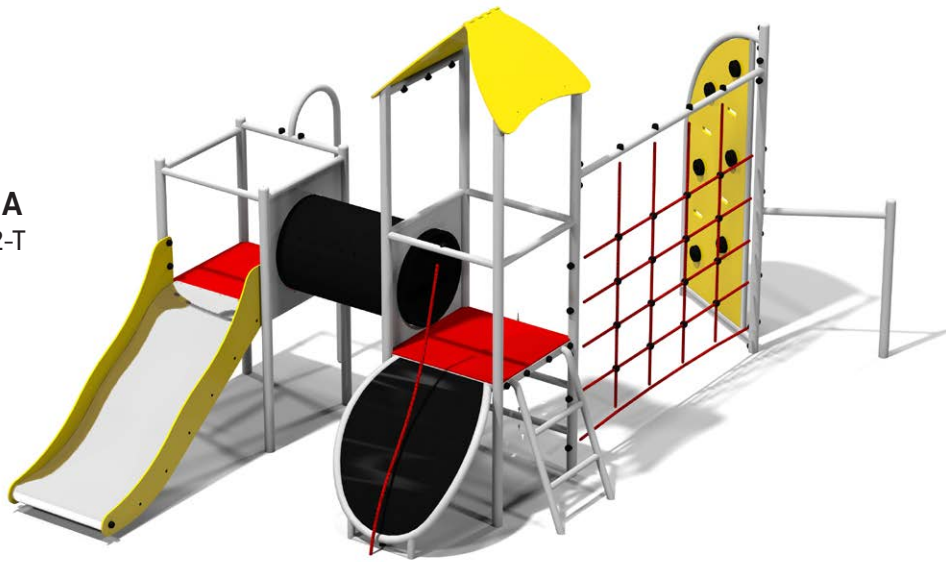
PETUNIA
GK-PA-107




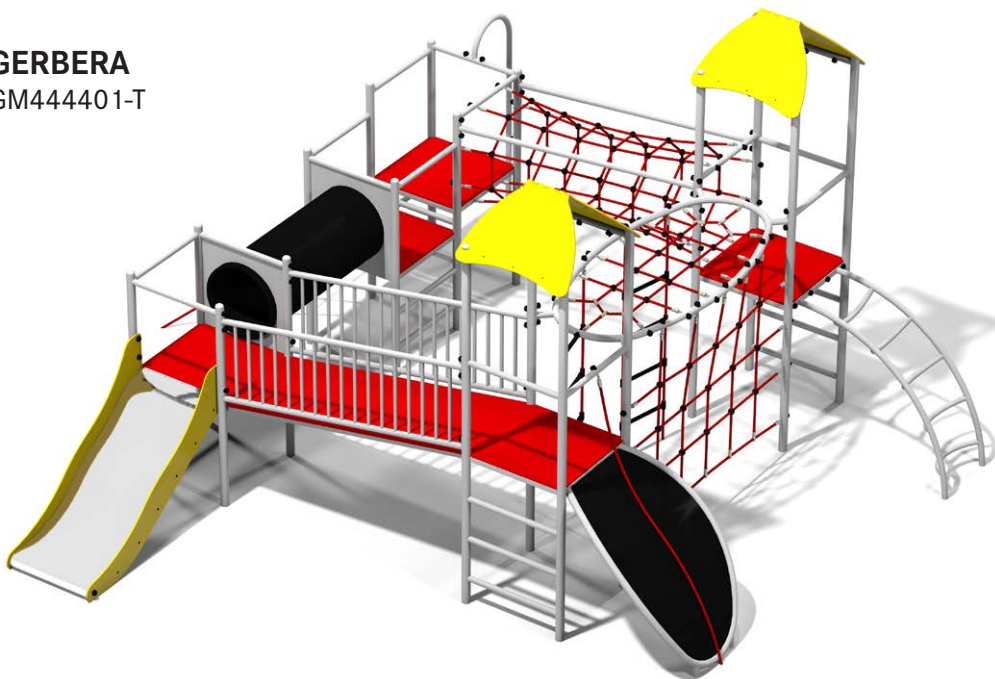
						
POPPY	GK-PA-104	6,15 x 5,00 x 2,86	9,65 x 8,00	1,50	3+	9
PETUNIA	GK-PA-107	6,78 x 4,72 x 3,22	10,28 x 7,82	1,95	3+	18
CAMELLIA	GM424402-T	4,70 x 3,09 x 2,86	8,19 x 6,07	2,00	3+	10
GERBERA	GM444401-T	5,83 x 5,42 x 3,22	8,84 x 8,90	2,00	3+	20




CAMELLIA
GM424402-T



GERBERA
GM444401-T












MARS 2
IS-RO-301S



MOON
IS-RO-304

						
MARS 1	IS-RO-301S	2,65 x 1,84 x 2,26	1,75 x 7,35	1,25	3+	1
MARS 2	IS-RO-301B	2,65 x 1,84 x 2,26	1,75 x 7,35	1,06	3+	1
MOON	IS-RO-304	2,90 x 1,84 x 2,26	1,85 x 7,35	1,21	3+	2
NEPTUNE 1	IS-RO-303S	6,19 x 1,84 x 2,26	5,35 x 7,35	1,25	3+	4
NEPTUNE 2	IS-RO-303B	6,19 x 1,84 x 2,26	5,35 x 7,35	1,21	3+	4
NEPTUNE 3	IS-RO-303BS	6,19 x 1,84 x 2,26	5,35 x 7,35	1,25	3+	4
ORION 1	IS-RO-302S	3,70 x 1,84 x 2,26	3,00 x 7,35	1,25	3+	2
ORION 2	IS-RO-302B	3,70 x 1,84 x 2,26	3,00 x 7,35	1,06	3+	2
ORION 3	IS-RO-302BS	3,70 x 1,84 x 2,26	3,00 x 7,35	1,25	3+	2

NEPTUNE 3
IS-RO-303BS



ORION 3
IS-RO-302BS






SUNON 1N
IS-RO-351-N










SUNON 1S
IS-RO-351-S




SUNON 1NS
IS-RO-352-NS




SUNON 2BS
IS-RO-352-BS

						
SUNON 1S	IS-RO-351-S	1,95 x 0,19 x 1,68	6,54 x 1,75	0,99	3+	1
SUNON 1N	IS-RO-351-N	2,60 x 1,06 x 1,68	6,20 x 2,34	1,09	3+	1
SUNON 2BS	IS-RO-352-BS	3,80 x 0,29 x 1,68	6,54 x 3,60	0,99	3+	2
SUNON 2NS	IS-RO-352-NS	4,45 x 1,06 x 1,68	6,54 x 4,22	1,10	3+	2
TULIP	GM1652-T	2,80 x 0,51 x 0,90	2,51 x 4,80	0,90	3+	2
IRIS 1	IS-PA-201	3,04 x 0,38 x 0,75	5,04 x 2,38	0,95	3+	2
IRIS 2	IS-PA-202	3,04 x 0,38 x 0,75	5,04 x 2,38	0,95	3+	4
LINO 1	IS-HA-001	3,40 x 0,90 x 1,30	6,40 x 3,90	0,48	3+	1
LINO 2	IS-HA-002	6,70 x 0,90 x 1,30	9,70 x 3,90	0,48	3+	2
LINO 3	IS-HA-003	10,00 x 0,90 x 1,30	13,00 x 3,90	0,48	3+	3




TULIP
GM1652-T



IRIS 2
IS-PA-202




IRIS 1
IS-PA-201



LINO 1
IS-HA-001



LINO 2
IS-HA-002



LINO 3
IS-HA-003





Bridges and rope tunnels made of strong polyamide rope.

Kletterbrücken und Tunnel sind aus starkem Polyamid-Seil gefertigt.

Tunnels made of polypropylene.

Tunnel aus Polypropylen.

Funny graphics on roofs and side panels.

Fröhliche Kindermotive auf den Dächern und Seitenpaneelen.



Structure made of stable, metal profiles.

Stabile Konstruktion aus Stahl.

Colorful polyethylene slides are protected against heating.

Bunte PE-Rutschen werden nie heiß.

Extremely durable HPL platform board is equipped with non-slip structure that ensures safety and limits possibility of uncontrolled slippage during play.

Langlebige HPL-Platte mit einer rutschfesten Struktur gewährleistet die Sicherheit und begrenzt die Möglichkeit des unkontrollierten Rutschens während des Spiels.

AVELO

For children 3-6 years old
Für 3-6 jährige Kinder

**PIRO**








For children under 3 years old
Für Kinder unter 3 Jahren



AVELO 4-2

BO-AK-542

**AVELO 4-3**
BO-AK-543

						
AVELO 4-2	BO-AK-542	5,37 x 4,64 x 3,11	8,87 x 8,14	1,94	3+	12
AVELO 4-3	BO-AK-543	7,64 x 5,37 x 3,11	11,64 x 8,87	1,94	3+	12
AVELO 3-5	BO-AK-535	5,61 x 3,11 x 3,11	8,61 x 6,61	1,20	3+	10
AVELO 3-3	BO-AK-533	4,95 x 4,07 x 3,11	7,95 x 8,07	1,20	3+	9

AVELO 3-5
BO-AK-535



AVELO 3-3
BO-AK-533





AVELO 3-4
BO-AK-534










AVELO 2-4
BO-AK-524



AVELO 2-3
BO-AK-523



AVELO 2-5
BO-AK-525

						
AVELO 3-4	BO-AK-534	5,37 x 3,24 x 3,11	8,87 x 6,24	1,20	3+	11
AVELO 2-4	BO-AK-524	4,75 x 3,42 x 3,11	8,75 x 6,42	1,20	3+	6
AVELO 2-3	BO-AK-523	4,07 x 3,42 x 3,11	8,07 x 6,42	1,94	3+	4
AVELO 2-5	BO-AK-525	4,79 x 1,31 x 3,11	8,29 x 4,31	1,20	3+	5
AVELO 1-2	BO-AK-512	2,82 x 0,78 x 1,72	6,32 x 3,78	0,90	3+	2
AVELO 1-3	BO-AK-513	2,75 x 1,82 x 3,11	6,25 x 4,82	1,20	3+	2



AVELO 1-2
BO-AK-512



AVELO 1-3
BO-AK-513





PIRO 4-1
BO-AK-541



PIRO 3-1
BO-AK-531



PIRO 3-2
BO-AK-532



PIRO 2-1
BO-AK-521



PIRO 4-1	BO-AK-541	4,83 x 2,99 x 2,25	8,83 x 5,99	1,33	1+	9
PIRO 3-2	BO-AK-532	4,27 x 2,99 x 2,25	7,77 x 5,99	1,33	1+	6
PIRO 3-1	BO-AK-531	6,31 x 0,92 x 2,25	9,83 x 3,93	0,59	1+	6
PIRO 2-1	BO-AK-521	4,27 x 0,92 x 2,25	7,77 x 3,92	0,59	1+	3
PIRO 2-2	BO-AK-522	3,93 x 1,29 x 2,25	7,43 x 4,29	0,59	1+	4
PIRO 1-1	BO-AK-511	2,23 x 0,92 x 2,25	5,73 x 3,93	0,59	1+	2



PIRO 2-2
BO-AK-522



PIRO 1-1
BO-AK-511

Robinia





Wood type ROBINIA

Beams approximately 16 cm thick. The hardwood is very durable and thus does not require frequent repairs. The natural appearance makes play even more attractive.

Robinienholz

Balken mit einer Dicke von ca. 16 cm. Das Hartholz ist sehr langlebig und erfordert daher keine häufigen Reparaturen. Das natürliche Aussehen macht das Spielen noch attraktiver.

HDPE Board

Decorations made from colorful 15mm thick board. They give an attractive appearance reminiscent of forest motifs.

HDPE-Platte

Dekorationen aus einer 15 mm dicken, bunten Platte. Sie verleihen ein attraktives Aussehen, das an Waldmotive erinnert.

Wood Connectors

All wooden elements are joined together with stainless connectors.

Holzverbinder

Alle Holzelemente sind mit rostfreien Verbindern miteinander verbunden.

Ropes

6-strand ropes with an internal steel core for enhanced durability.

Seile

6-strängige Seile mit einem inneren Stahldrahtkern für erhöhte Haltbarkeit.

Stainless Steel

The slide and bars are made of stainless steel. The elements are durable and very aesthetically pleasing

Edelstahl

Die Rutsche und Stangen sind aus Edelstahl gefertigt. Die Elemente sind langlebig und sehr ästhetisch.



The hardwood ROBINIA is very durable and therefore does not require frequent repairs.

Hartholz ROBINIA ist sehr langlebig und erfordert daher keine häufigen Reparaturen.



The natural appearance of the wood ensures that play is even more attractive.

Das natürliche Aussehen des Holzes sorgt dafür, dass das Spielen noch attraktiver wird.



The wood we use is sourced from plantations with FSC certification.

Das von uns verwendete Holz stammt aus Plantagen mit FSC-Zertifizierung.





ROBINIA 1
BO-DR-001



ROBINIA 2
BO-DR-002



ROBINIA 3
BO-DR-003



ROBINIA 4
BO-DR-004



ROBINIA 1	BO-DR-001	3,75 x 4,20 x 4,25	7,25 x 7,20	90,00	3-12	10
ROBINIA 2	BO-DR-002	3,60 x 4,42 x 4,25	6,60 x 7,92	120,00	3-12	10
ROBINIA 3	BO-DR-003	5,25 x 9,00 x 4,80	8,75 x 12,00	200,00	3-12	16
ROBINIA 4	BO-DR-004	9,40 x 6,42 x 4,50	13,00 x 9,92	210,00	3-12	25
ROBINIA 301	BO-DR-011	2,38 x 3,21 x 2,48	7,50 x 2,35	137,00	3-12	2
ROBINIA 304	BO-DR-014	2,38 x 3,89 x 2,48	7,50 x 3,17	134,00	3-12	2
ROBINIA 305	BO-DR-015	2,38 x 4,46 x 2,48	7,50 x 5,25	137,00	3-12	2
ROBINIA 201	BO-DR-051	0,73 x 3,00 x 1,05	2,73 x 4,91	90,00	3-12	2
ROBINIA 401	BO-DR-071	0,32 x 0,95 x 0,86	2,32 x 3,55	58,00	1-12	1




ROBINIA 301
BO-DR-011



ROBINIA 304
BO-DR-014




ROBINIA 305
BO-DR-015



ROBINIA 201
BO-DR-051



ROBINIA 401
BO-DR-071




ROBINIA 701
BO-DR-101



ROBINIA 702
BO-DR-102



ROBINIA 707
BO-DR-111



ROBINIA 708
BO-DR-112



ROBINIA 709
BO-DR-113

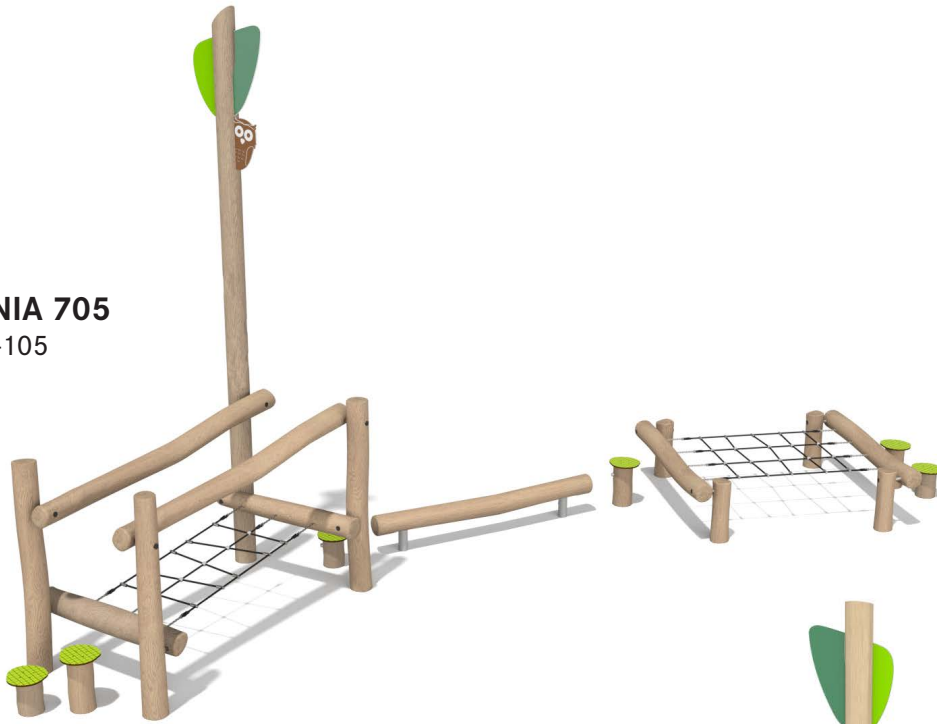


ROBINIA 706
BO-DR-106

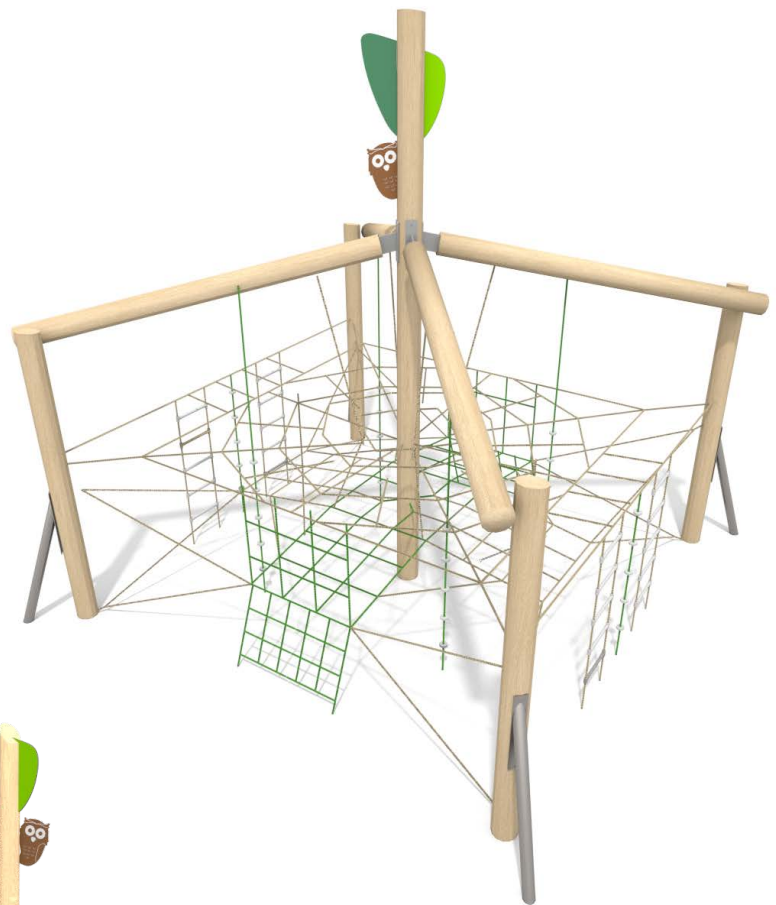


ROBINIA 701	BO-DR-101	2,75 x 2,75 x 0,60	5,75 x 5,75	60,00	3-12	8
ROBINIA 702	BO-DR-102	2,52 x 2,52 x 4,80	5,86 x 5,86	99,00	3-12	12
ROBINIA 703	BO-DR-103	9,87 x 4,60 x 4,45	12,87 x 8,30	201,00	3-12	18
ROBINIA 704	BO-DR-104	5,33 x 5,33 x 4,80	8,47 x 8,47	170,00	3-12	25
ROBINIA 705	BO-DR-105	2,75 x 9,60 x 4,80	5,75 x 12,60	80,00	3-12	20
ROBINIA 706	BO-DR-106	1,45 x 3,60 x 3,60	4,45 x 6,60	60,00	3-12	8
ROBINIA 707	BO-DR-111	2,05 x 3,45 x 1,91	5,45 x 6,85	180,00	3-12	4
ROBINIA 708	BO-DR-112	2,20 x 1,85 x 3,60	5,20 x 4,85	100,00	3-12	4
ROBINIA 709	BO-DR-113	3,80 x 0,45 x 4,80	6,80 x 3,45	150,00	3-12	3

ROBINIA 705
BO-DR-105



ROBINIA 704
BO-DR-104



ROBINIA 703
BO-DR-103



Flexi-Step


FLEXIBLE SOLUTIONS





The Flexi-Step tiles are a perfect solution for playgrounds, sport fields, paths, studs, golf courses and swimming pools. The tiles are UV-resistant and available in several vibrant colours and thicknesses. Suitable for intensive use and public needs, they are certified according to EN 1177 standards, guarantees a safe fall even from 2.8 meters.

Die Flexi-Step-Platten sind eine perfekte Lösung für Spielplätze, Sportplätze, Wege, Stollen, Golfplätze und Schwimmbäder. Die Platten sind UV-beständig, in mehreren lebendigen Farben sowie in verschiedenen Stärken erhältlich. Sie sind für intensive Nutzung und öffentlichen Bedarf geeignet und entsprechend EN-Normen 1177 zertifiziert, garantieren einen sicheren Fall sogar aus 2,8 Metern.



Safety tiles | Fallschutzplatten



Path border | Wegeinfassung



Tile connection system | Verbindungssystem


Product	Size	HIC
Produkt	Maße	
Safety tile Fallschutzplatte	500 x 500 x 30 mm	1,1 m
	500 x 500 x 35 mm	1,2 m
	500 x 500 x 40 mm	1,3 m
	500 x 500 x 45 mm	1,5 m
	500 x 500 x 50 mm	1,6 m
	500 x 500 x 60 mm	1,8 m
	500 x 500 x 70 mm	2,0 m
	500 x 500 x 75 mm	2,4 m
500 x 500 x 90 mm	2,8 m	
Path border Wegeinfassung	1000 x 250 x 50 mm	-

SAFE


SBR colors | SBR-Gummigranulat Farben

The top layer of the tile is a mixture of SBR rubber granules and colored polyurethane binder. The surface is water-permeable, non-slip and resistant to weather conditions and abrasion.

Eine homogene Mischung aus SBR-Gummigranulat. Die oberste Schicht besteht aus farbigem Granulat und farbigem Polyurethankleber.



red rot
green grün
blue blau



gray grau
black schwarz


EPDM colors | EPDM-Gummigranulat Farben

The top layer of the tile is made of EPDM granules and colored polyurethane binder. The surface is water-permeable, non-slip and resistant to weather conditions and abrasion.


Die Oberseite der Plae besteht aus farbigem EPDM-Granulat und farbigem Polyurethan-Kleber. Die Unterseite der Plae besteht aus SBR-Granulat.



orange orange
yellow gelb
beige beige
green grün



violet violett
blue blau
turquoise türkis
gray grau



FITNESS





Healthy body, healthy mind. Experts recommend a lot of exercise in the fresh air in order to stay healthy and fit for as long as possible. Let's create attractive zones for fitness and meetings.

Körperliche Aktivität ist ein wichtiger Bestandteil unseres Lebens. Besonders die Bewegung an der frischen Luft ist eine Wohltat für Körper, Geist und Seele. Mit unserer Hilfe schaffen Sie attraktive und langlebige Outdoor Bereiche für Training und Treffen mit Freunden.



For younger and elder users.

Geeignet für Jugendliche und Senioren.

Highest quality.

Höchste Qualität.

Intuitive exercising.

Intuitives Training.

Comfortable seats.

Komfortable Rückenlehne
und Sitzfläche.

Full range of fitness equipment.

Große Auswahl an Geräten.

Durable.

Vandalismus beständig.

Reliable.

Solid & Langlebig.



Comfortable seats make exercising more pleasant

Dank der komfortablen Sitzen wird das Training noch angenehmer



Seats covered by PU material.

Die Sitzfläche und Rückenlehne aus bequemem, flexiblem PU-Material.

Create FITNESS zone

We provide ready-made designs of FITNESS zones containing an example of arrangement of the exercise device. It's perfect for people who want to spend time actively.

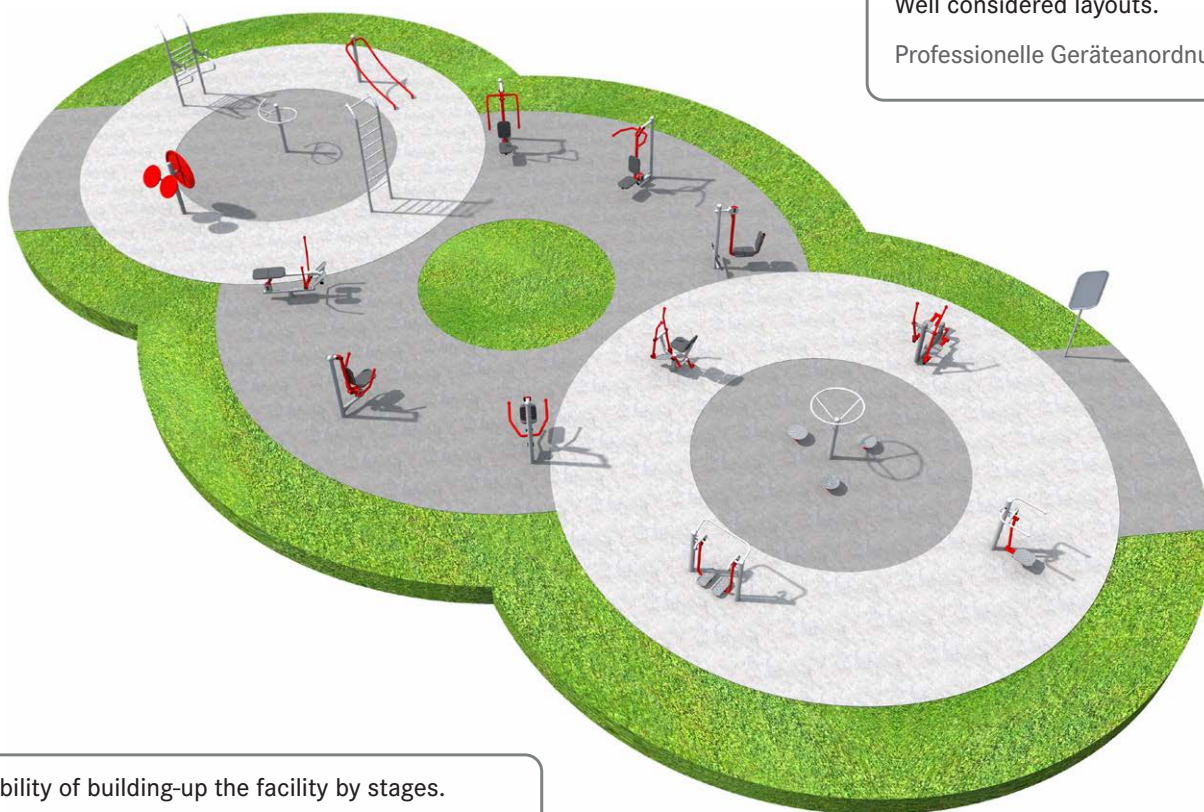
Wir bieten vorgefertigte Projekte von öffentlichen FITNESS-Bereichen an. Hier finden Sie die beispielhafte Anordnung der Trainingsgeräten.



We assist in the selection of devices.
Unterstützung bei der Produktwahl.

We help in any project modification.
Unterstützung bei der Projektanpassung.


Well considered layouts.
Professionelle Geräteanordnung.



Possibility of building-up the facility by stages.
Den fertigen Projekt kann man Schrittweise erweitern.

Accurate descriptions and instructions.
Detaillierte Beschreibungen und Anweisungen.

CAD files for designing.
CAD-Entwürfe.



SHOULDER PRESS
KS-FS-014



CHEST PULL
KS-FS-011



CHEST PRESS
KS-FS-013



SHOULDER PULL
KS-FS-012



LEG PRESS I
BEINPRESSE I
KS-FS-002



DOUBLE LEG PRESS I
DOPPELTE BEINPRESSE I
KS-FD-005



SHOULDER PRESS	KS-FS-014	1,05 x 0,70 x 1,70	4,05 x 3,70
CHEST PULL	KS-FS-011	1,27 x 0,74 x 1,60	4,27 x 3,74
CHEST PRESS	KS-FS-013	1,26 x 0,70 x 1,60	3,26 x 3,70
SHOULDER PULL	KS-FS-012	2,38 x 0,70 x 1,70	5,38 x 3,70
LEG PRESS I	KS-FS-002	1,27 x 0,65 x 1,65	4,27 x 3,66
DOUBLE LEG PRESS I	KS-FD-005	1,64 x 0,65 x 1,65	4,64 x 3,65
DOUBLE CHEST PRESS	KS-FD-011	2,43 x 0,74 x 1,60	5,43 x 3,74
CHEST PRESS + CHEST PULL	KS-FD-003	2,43 x 0,74 x 1,60	5,43 x 3,74
SHOULDER PRESS + CHEST PRESS	KS-FD-010	2,22 x 0,74 x 1,70	5,22 x 3,74



DOUBLE CHEST PRESS
KS-FD-011



CHEST PRESS + CHEST PULL
KS-FD-003



LEG PRESS + CHEST PRESS
KS-FD-012



SHOULDER PRESS + CHEST PRESS
KS-FD-010







TWISTER
KS-FS-028



PENDULUM
PENDEL
KS-FS-016



PENDULUM + TWISTER
PENDEL + TWISTER
KS-FD-007



TWISTER + RUNNER + PENDULUM
TWISTER + LÄUFER + PENDEL
KS-FT-001




TWISTER	KS-FS-028	0,83 x 0,72 x 1,34	3,83 x 3,72
PENDULUM	KS-FS-016	0,83 x 0,65 x 1,32	3,83 x 3,65
PENDULUM + TWISTER	KS-FD-007	1,35 x 0,74 x 1,54	4,35 x 3,74
TWISTER+RUNNER+PENDULUM	KS-FT-001	2,38 x 0,65 x 1,60	5,38 x 3,65
DOUBLE SHOULDER PULL	KS-FD-002	2,12 x 0,74 x 1,64	5,12 x 3,74
SHOULDER PRESS + SHOULDER PULL	KS-FD-004	2,35 x 0,74 x 1,70	5,35 x 3,74
TRIPLE TWISTER	KS-FD-008	1,77 x 1,55 x 1,25	4,43 x 4,65
TAI-CHI	KS-FS-021	1,00 x 0,86 x 1,68	4,00 x 3,86




**DOUBLE
SHOULDER PULL**
KS-FD-002



**SHOULDER PRESS
+ SHOULDER PULL**
KS-FD-004



**TRIPLE TWISTER
DREIFACHER TWISTER**
KS-FD-008



TAI-CHI
KS-FS-021





ROWING MACHINE
RUDERGERÄT
KS-FS-015



HORSE RIDER
REITER
KS-FS-005



BIKE II
KS-FS-007



BIKE I
KS-FS-006



ROWING MACHINE	KS-FS-015	1,42 x 0,97 x 1,25	4,42 x 3,97
HORSE RIDER	KS-FS-005	1,25 x 0,71 x 1,23	4,25 x 3,71
BIKE II	KS-FS-007	0,89 x 0,50 x 1,25	3,84 x 3,50
BIKE I	KS-FS-006	0,93 x 0,50 x 1,32	3,93 x 3,50
RUNNER	KS-FS-017	1,00 x 0,54 x 1,40	4,00 x 3,54
ORBITREK	KS-FS-001	1,35 x 0,62 x 1,60	4,35 x 3,62
SKI RUNNER	KS-FS-008	1,00 x 0,57 x 1,42	4,00 x 3,57
DOUBLE SKI RUNNER	KS-FD-006	1,91 x 0,57 x 1,42	4,91 x 3,57




**RUNNER
LÄUFER**
KS-FS-017



**ORBITREK
CROSSTRAINER**
KS-FS-001



**SKI RUNNER
SKILÄUFER**
KS-FS-008



**DOUBLE SKI RUNNER
DOPPELTER SKILÄUFER**
KS-FD-006





**BENCH
BANK**
KS-FS-018



**BACK STRAIGHTENER
RÜCKENSTRECKER**
KS-FS-019



**PUSH-UP TRAINER
LIEGESTÜTZTRAINER**
KS-FS-022



**RUNNING TRACK
LAUFBAND**
KS-FS-023



**STRETCHING TRAINER
STRETCHING-GERÄT**
KS-FS-020



BENCH	KS-FS-018	1,34 x 0,41 x 0,45	4,50 x 3,50
BACK STRAIGHTENER	KS-FS-019	0,63 x 0,63 x 0,82	3,70 x 3,70
PUSH-UP TRAINER	KS-FS-022	1,72 x 0,74 x 1,37	4,80 x 3,80
RUNNING TRACK	KS-FS-023	1,25 x 0,57 x 1,41	4,25 x 3,57
STRETCHING TRAINER	KS-FS-020	0,83 x 0,83 x 1,27	3,85 x 3,58
HANDRAILS	KS-FS-027	0,96 x 0,72 x 2,05	3,96 x 3,72
LADDER I	KS-FS-025	0,65 x 0,27 x 1,89	4,15 x 3,77
LADDER III	KS-FS-030	0,82 x 0,65 x 1,89	3,82 x 3,65
LADDER II	KS-FS-026	0,65 x 0,27 x 2,69	5,65 x 5,27
LADDER IV	KS-FS-031	0,82 x 0,65 x 2,69	3,82 x 3,65



**HANDRAILS
SPOSSENWAND**
KS-FS-027



**LADDER I
LEITER I**
KS-FS-025



**LADDER III
LEITER III**
KS-FS-030



**LADDER II
LEITER II**
KS-FS-026



**LADDER IV
LEITER IV**
KS-FS-031



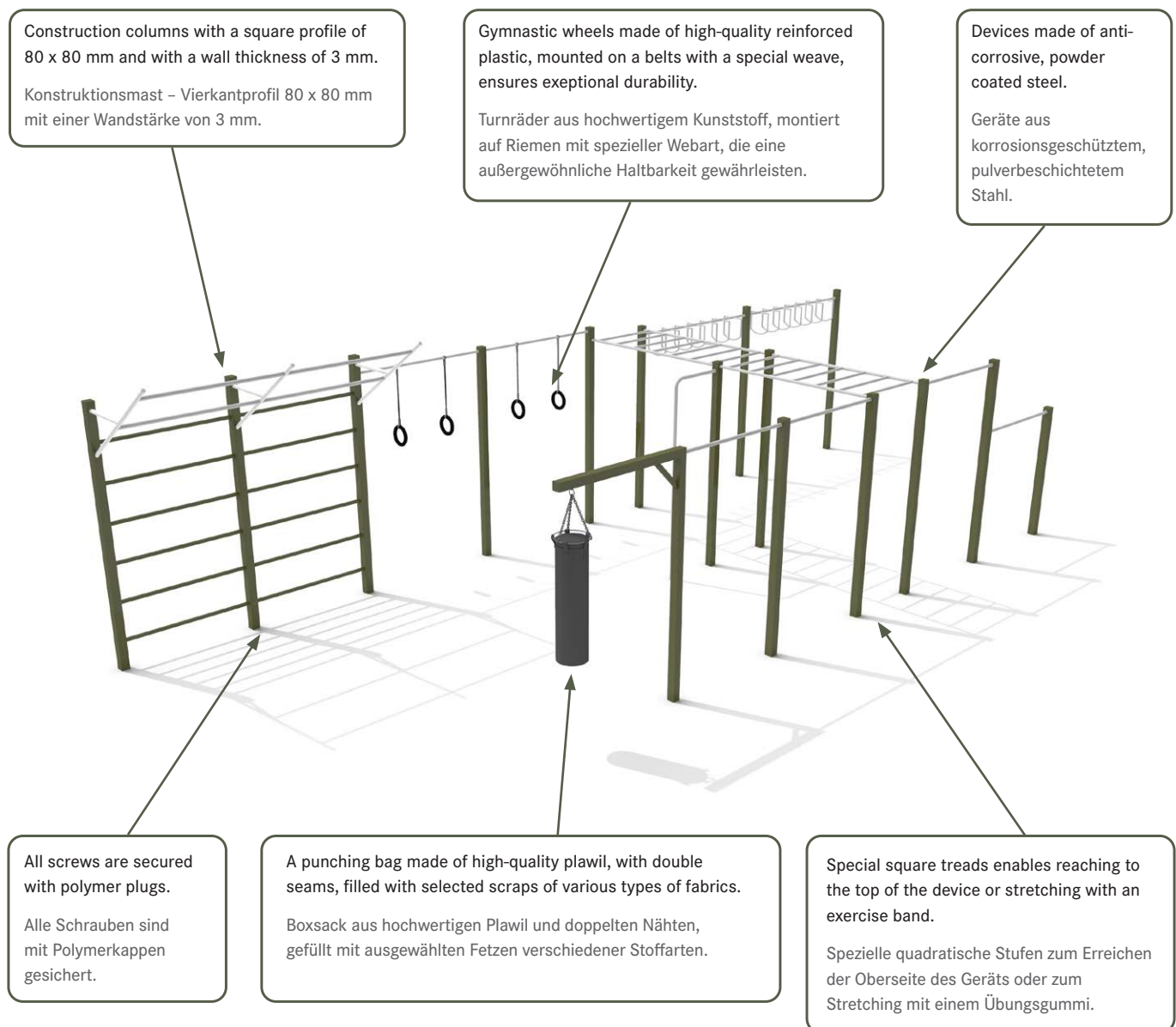
STREET
WORKOUT





Street Workout devices are the perfect complement to an outdoor gym. Calisthenics develops all muscle groups and strengthens entire body. People of all ages can perform this type of exercise. Street Workout devices can be combined in many different ways to create one-of-a-kind training circuits for each part of the body.

Street-Workout-Geräte sind die ideale Ergänzung für ein Outdoor-Fitnessstudio, sie ermöglichen die Entwicklung einzelner Muskelgruppen und die allgemeine Körperstärkung. Die Geräte sind an alle Altersgruppen und Leistungsstufen angepasst. Die Anlagen der Street Workout Serie können beliebig kombiniert werden, um einzigartige Trainingssets für alle Körperteile zu schaffen.





STREET WORKOUT 1

KS-SW-19



STREET WORKOUT 2

KS-SW-20



STREET WORKOUT 3

KS-SW-21



STREET WORKOUT 4

KS-SW-22



STREET WORKOUT 1

KS-SW-19

1,40 x 1,40 x 2,50

5,40 x 5,40

1,40

STREET WORKOUT 2

KS-SW-20

2,16 x 1,00 x 2,50

5,16 x 4,00

1,40

STREET WORKOUT 3

KS-SW-21

2,42 x 2,16 x 2,50

5,42 x 5,16

1,40


STREET WORKOUT 4

KS-SW-22

3,48 x 1,40 x 2,50

7,48 x 5,40

1,40



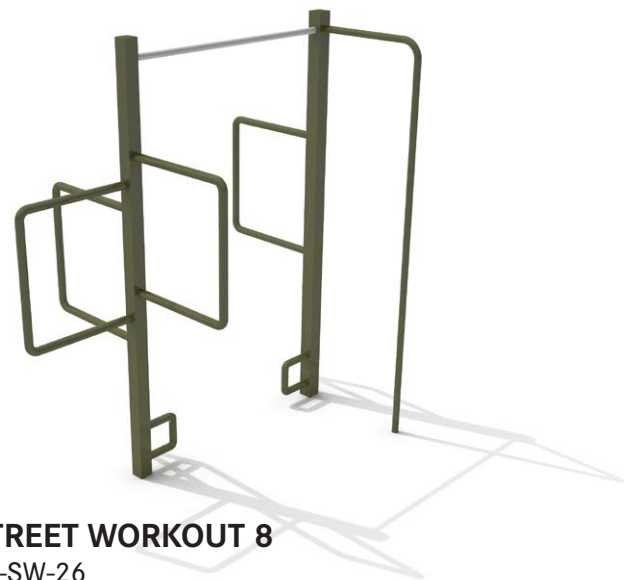
STREET WORKOUT 5
KS-SW-23



STREET WORKOUT 6
KS-SW-24




STREET WORKOUT 7
KS-SW-25



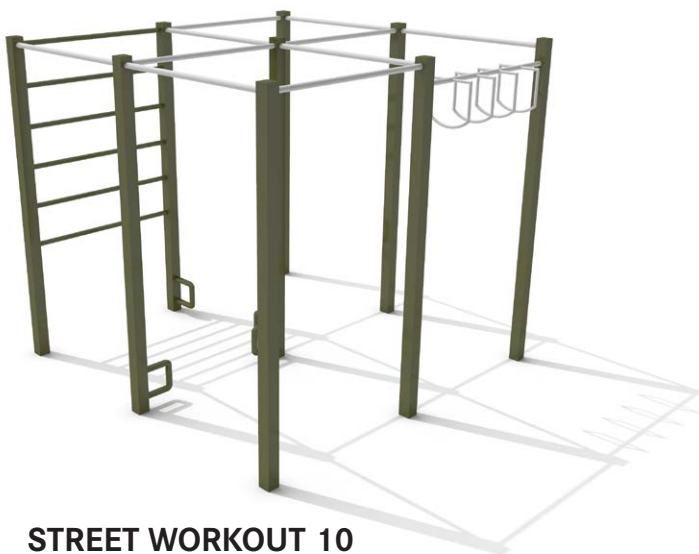
STREET WORKOUT 8
KS-SW-26



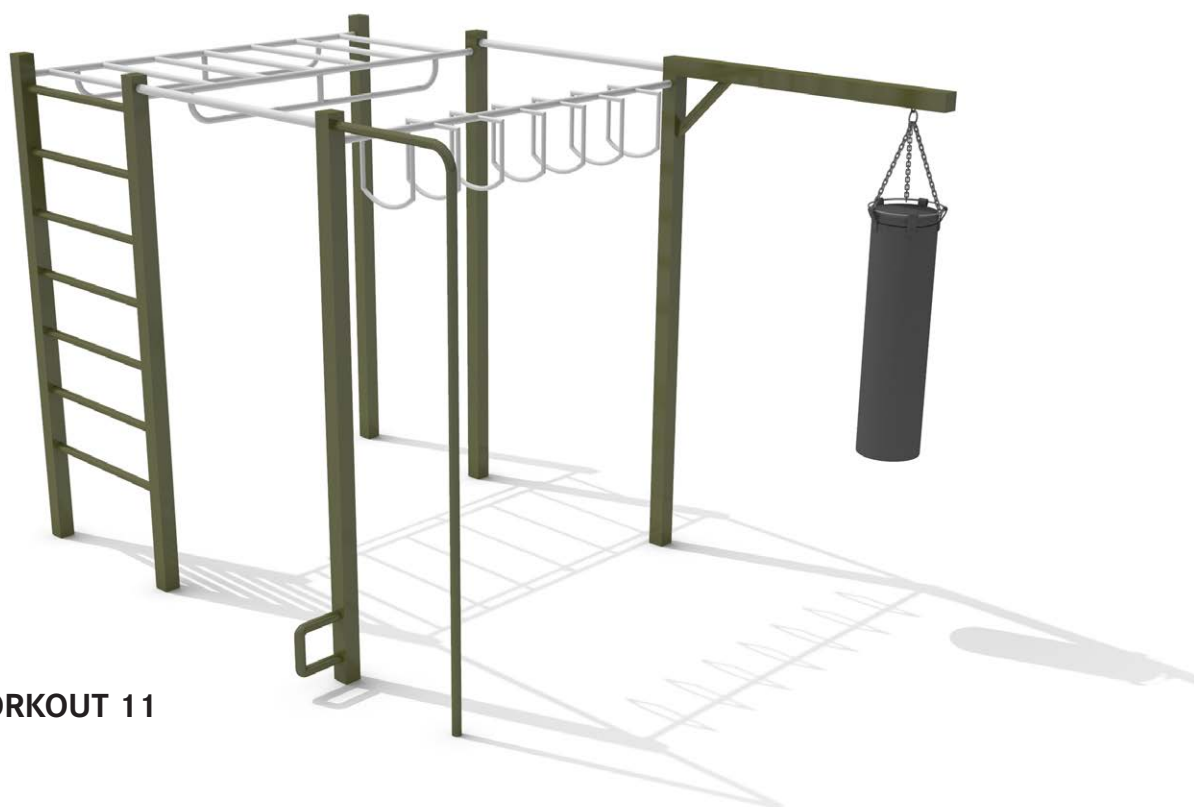
STREET WORKOUT 5	KS-SW-23	3,12 x 1,40 x 3,10	7,12 x 5,40	2,00
STREET WORKOUT 6	KS-SW-24	1,40 x 0,08 x 2,50	4,40 x 3,08	1,40
STREET WORKOUT 7	KS-SW-25	3,44 x 2,25 x 2,50	6,44 x 5,34	1,40
STREET WORKOUT 8	KS-SW-26	2,07 x 0,74 x 2,50	5,07 x 3,74	1,40
STREET WORKOUT 9	KS-SW-27	2,92 x 2,92 x 2,50	6,92 x 6,92	1,40
STREET WORKOUT 10	KS-SW-28	2,72 x 2,82 x 2,50	6,72 x 6,82	1,40
STREET WORKOUT 11	KS-SW-29	3,74 x 2,30 x 2,50	6,74 x 5,30	1,40



STREET WORKOUT 9
KS-SW-27



STREET WORKOUT 10
KS-SW-28




STREET WORKOUT 11
KS-SW-29





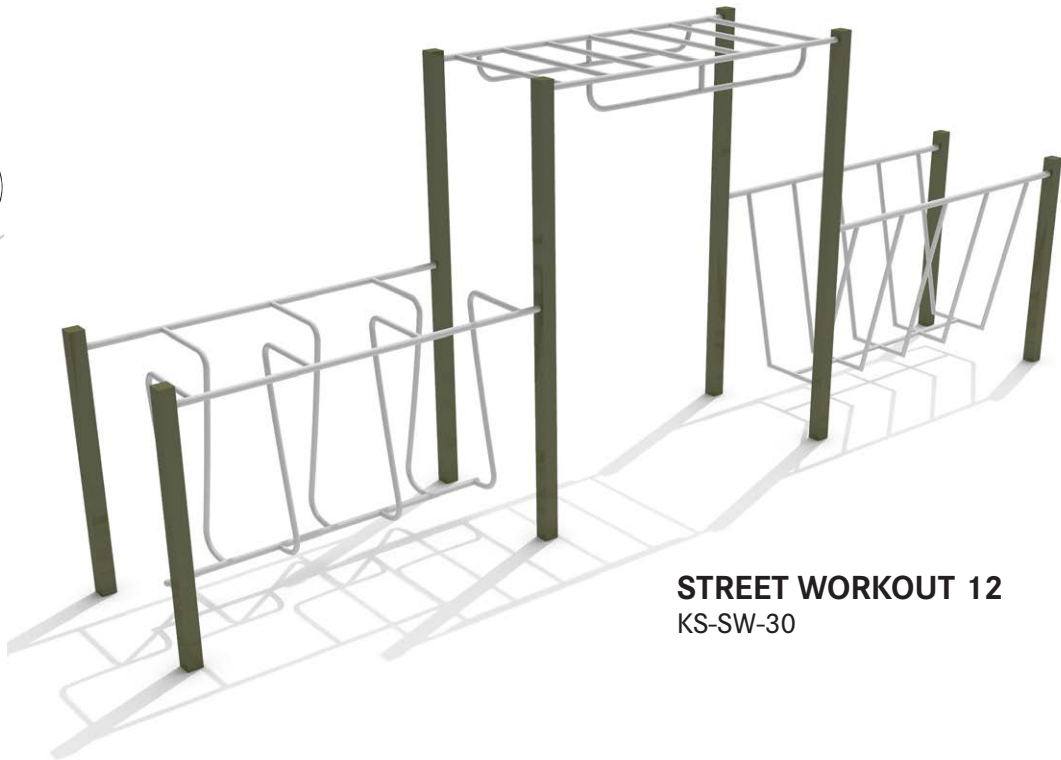
STREET WORKOUT 14
KS-SW-32



STREET WORKOUT 15
KS-SW-33



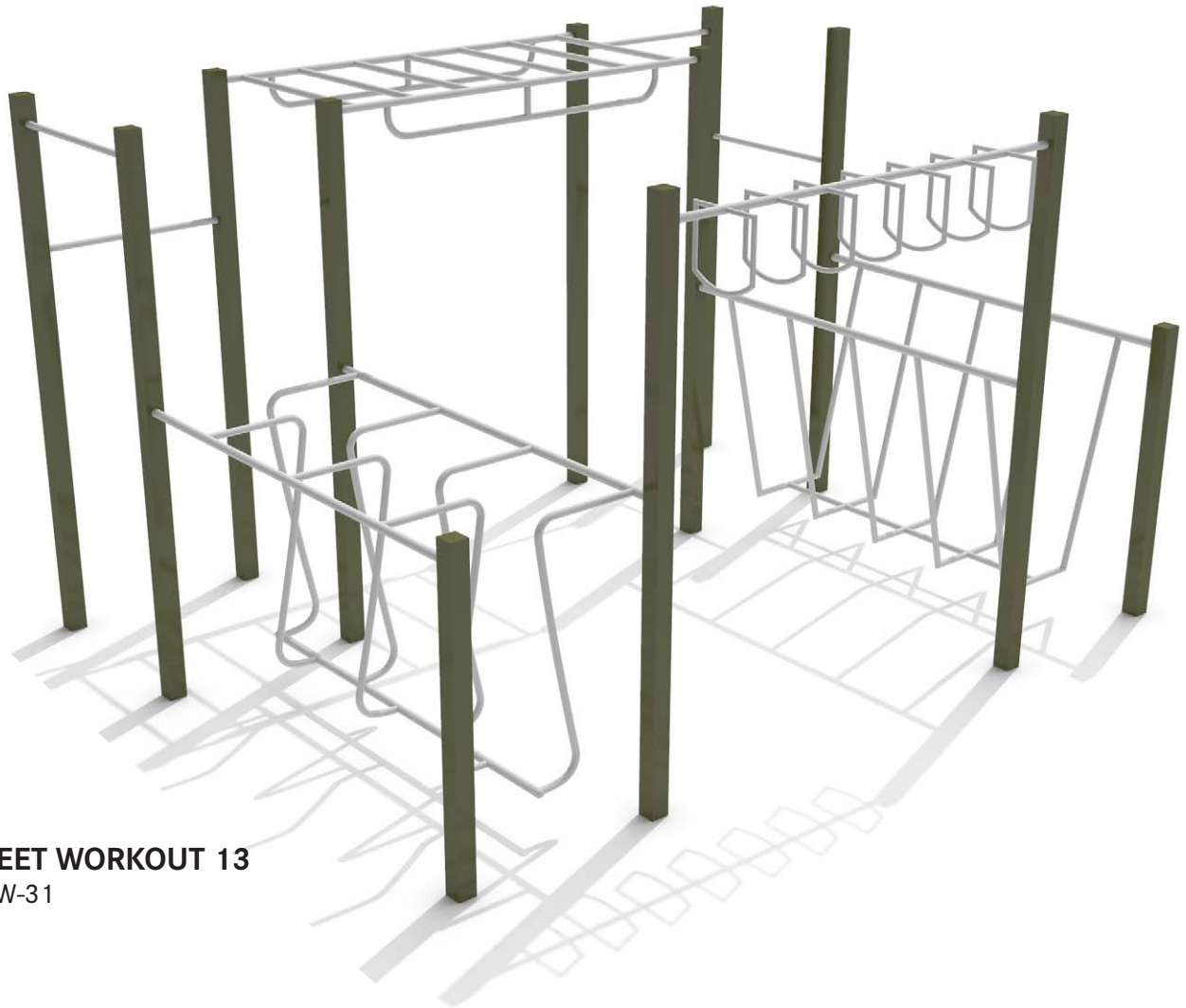
STREET WORKOUT 16
KS-SW-34




STREET WORKOUT 12
KS-SW-30



STREET WORKOUT 14	KS-SW-32	4,04 x 0,08 x 2,50	7,04 x 3,08	1,40
STREET WORKOUT 15	KS-SW-33	4,84 x 0,08 x 3,10	8,84 x 4,08	2,00
STREET WORKOUT 16	KS-SW-34	4,05 x 0,08 x 2,50	7,05 x 3,08	1,40
STREET WORKOUT 12	KS-SW-30	4,00 x 3,20 x 2,50	7,00 x 6,20	1,40
STREET WORKOUT 13	KS-SW-31	6,32 x 1,00 x 2,50	9,32 x 4,00	1,40



STREET WORKOUT 13
KS-SW-31






STREET WORKOUT 17
KS-SW-42



STREET WORKOUT 18
KS-SW-44



STREET WORKOUT 19
KS-SW-45



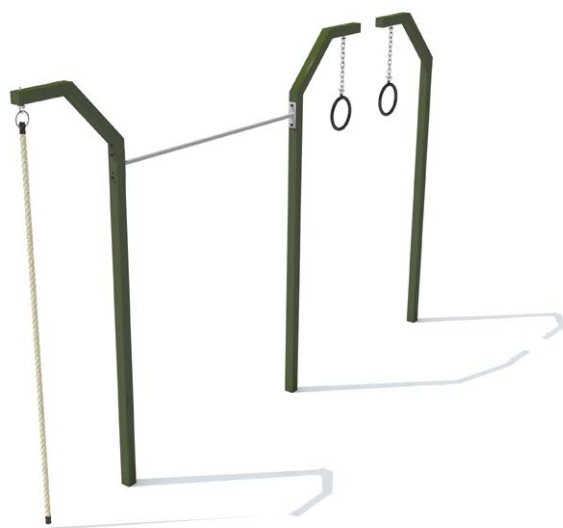
STREET WORKOUT 20
KS-SW-46



STREET WORKOUT 17	KS-SW-42	2,32 x 2,16 x 2,50	5,32 x 5,16	1,40
STREET WORKOUT 18	KS-SW-44	4,24 x 1,00 x 2,50	7,24 x 4,00	1,40
STREET WORKOUT 19	KS-SW-45	5,56 x 1,40 x 2,50	8,56 x 4,40	1,40
STREET WOKROUT 20	KS-SW-46	11,32 x 4,62 x 3,10	15,32 x 8,62	2,00
STREET WORKOUT 21	KS-SW-47	6,34 x 0,08	10,34 x 4,08	1,40
STREET WORKOUT 22	KS-SW-48	5,08 x 0,08	9,08 x 4,08	1,50
STREET WORKOUT 23	KS-SW-49	4,00 x 4,25	8,00 x 4,25	1,25
STREET WORKOUT 24	KS-SW-50	4,50 x 2,27	8,50 x 6,27	1,40



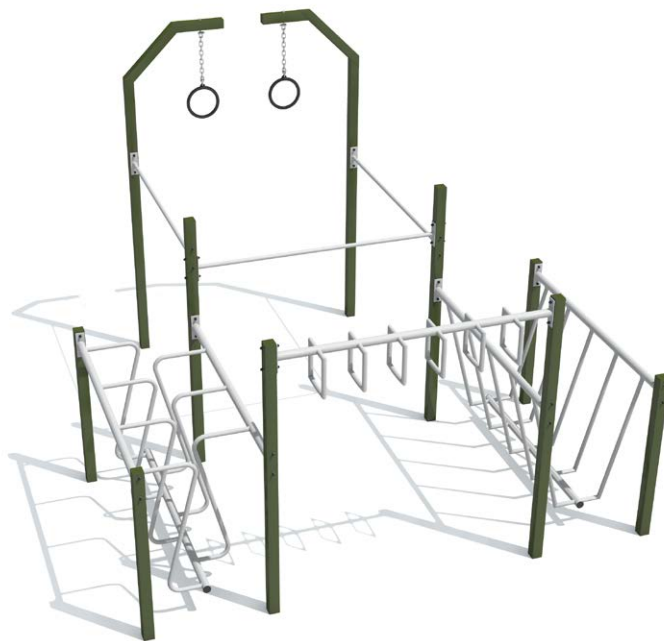
STREET WORKOUT 24
KS-SW-50



STREET WORKOUT 22
KS-SW-48



STREET WORKOUT 21
KS-SW-47



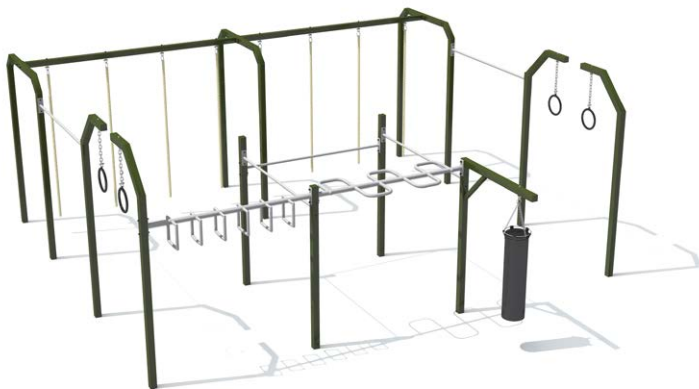
STREET WORKOUT 23
KS-SW-49



STREET WORKOUT 25
KS-SW-51



STREET WORKOUT 27
KS-SW-53



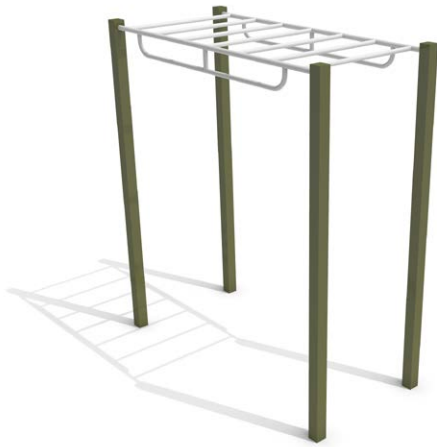
STREET WORKOUT 28
KS-SW-54



STREET WORKOUT 29
KS-SW-55



STREET WORKOUT 25	KS-SW-51	4,25 x 2,90	8,25 x 6,90	1,40
STREET WORKOUT 26	KS-SW-52	5,33 x 3,82	9,33 x 7,82	1,40
STREET WORKOUT 27	KS-SW-53	7,26 x 4,25	11,26 x 8,25	1,40
STREET WORKOUT 28	KS-SW-54	7,26 x 6,68	11,26 x 10,68	1,40
STREET WORKOUT 29	KS-SW-55	8,77 x 7,26	12,77 x 11,26	1,40
HORIZONTAL LADDER 2	KS-SW-11	2,16 x 1,00 x 2,50	5,16 x 4,00	1,40
HORIZONTAL LADDER 1	KS-SW-10	2,16 x 1,00 x 2,50	5,16 x 4,00	1,40
PUNCHING BAG	KS-SW-04	1,50 x 0,35 x 2,50	4,50 x 3,35	-




HORIZONTAL LADDER 2
BRÜCKE 2
KS-SW-11



HORIZONTAL LADDER 1
BRÜCKE 1
KS-SW-10




STREET WORKOUT 26
KS-SW-52




PUNCHING BAG
BOXSACK
KS-SW-04





HORIZONTAL BAR WITH HANDLES
CALISTHENICS HANGELBRÜCKE
 KS-SW-06



GYMNASTIC RINGS
CALISTHENICS RINGE
 KS-SW-07



PULL UP ROPE
OUTDOOR WORKOUT KLETTERSEIL
 KS-SW-02



HORIZONTAL BAR
CALISTHENICS TURNRECK
 KS-SW-05



HORIZONTAL BAR WITH HANDLES	KS-SW-06	2,16 x 0,31 x 2,50	6,16 x 4,31	1,50
GYMNASTIC RINGS	KS-SW-07	1,80 x 0,21 x 2,60	5,80 x 4,21	1,50
PULL UP ROPE	KS-SW-02	1,80 x 0,08 x 3,10	5,80 x 4,10	2,00
HORIZONTAL BAR	KS-SW-05	1,60 x 0,08 x 2,50	4,60 x 3,08	1,40
VERTICAL LADDER 3	KS-SW-36	1,40 x 0,80 x 3,10	4,40 x 4,80	2,00
VERTICAL LADDER 2	KS-SW-09	1,40 x 0,08 x 2,50	5,40 x 4,08	1,40
VERTICAL LADDER 1	KS-SW-08	1,40 x 0,08 x 2,50	4,40 x 3,08	1,40
PULL UP PIPE	KS-SW-03	0,94 x 0,08 x 2,50	3,94 x 3,08	1,40



VERTICAL LADDER 3
CALISTHENICS LEITER MIT AUSLEGER
KS-SW-36



VERTICAL LADDER 2
CALISTHENICS LEITER 2
KS-SW-09

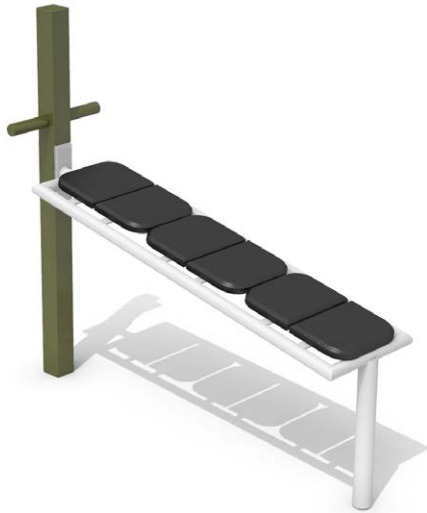


VERTICAL LADDER 1
CALISTHENICS LEITER 1
KS-SW-08




PULL UP PIPE
STREET WORKOUT FEUERWEHRSTANGE
KS-SW-03






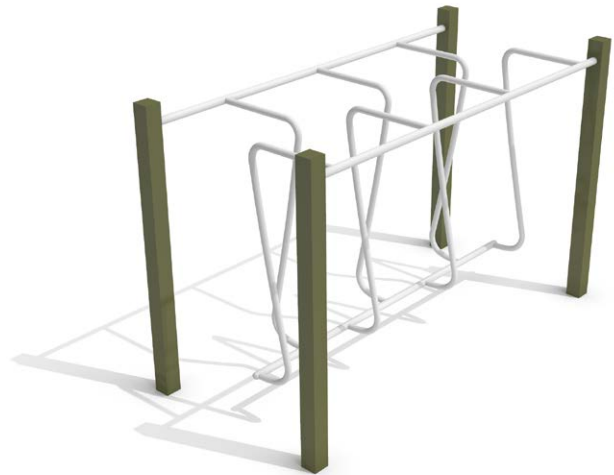
UP-DOWN BENCH 1
SIT-UPS BANK 1
KS-SW-40






UP-DOWN BENCH 2
SIT-UPS BANK 2
KS-SW-41





BRIDGE
BRÜCKE
KS-SW-17



SLALOM
SLALOM BRÜCKE
KS-SW-18

	...			H
UP-DOWN BENCH 1	KS-SW-40	1,48 x 0,40 x 1,40	3,61 x 2,46	1,40
UP-DOWN BENCH 2	KS-SW-41	2,86 x 0,40 x 1,40	4,92 x 2,46	1,40
BRIDGE	KS-SW-17	2,16 x 1,00 x 1,40	5,16 x 4,00	0,30
SLALOM	KS-SW-18	2,16 x 1,00 x 1,40	5,16 x 4,00	0,30
BALANCE BEAM	KS-SW-39	2,51 x 0,08 x 0,26	5,51 x 3,08	0,26
BALANCE PATH	KS-SW-37	2,31 x 1,06 x 0,2	5,31 x 4,06	0,20
CLIMBING STEPS	KS-SW-38	0,61 x 0,59 x 2,23	3,61 x 3,59	0,61

BALANCE BEAM
BALANCIERBALKEN
KS-SW-39



BALANCE PATH
BALANCIERPFAD
KS-SW-37

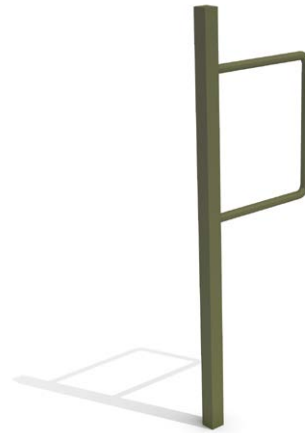


CLIMBING STEPS
KLETTERSTUFFEN
KS-SW-38






TWO TRIANGULAR HANDLES
ZWEI DREIECKIGE GRIFFE
 KS-SW-14a



LARGE SQUARE HANDLE
TURNRECK SEITENGRIFF
 KS-SW-12




SMALL SQUARE HANDLE
TURNRECK KLEINER GRIFF
 KS-SW-13




TRIANGULAR HANDLE
DREIECK GRIFF
 KS-SW-14



TWO TRIANGULAR HANDLES	KS-SW-14a	0,73 x 0,68 x 2,50	3,73 x 3,68	0,20
LARGE SQUARE HANDLE	KS-SW-12	0,73 x 0,08 x 2,50	4,73 x 4,10	1,20
SMALL SQUARE HANDLE	KS-SW-13	0,28 x 0,08 x 2,50	3,28 x 3,08	0,40
TRIANGULAR HANDLE	KS-SW-14	0,73 x 0,08 x 2,50	3,73 x 3,08	0,20
GYMNASTIC RAILS 1	KS-SW-16	1,30 x 0,58 x 1,20	4,30 x 3,58	0,20
GYMNASTIC RAILS 2	KS-SW-35	1,30 x 0,58 x 0,20	4,30 x 3,58	0,20
GYMNASTIC RAILS WITH POSTS	KS-SW-15	1,60 x 0,6 x 1,70	4,60 x 3,60	0,20



**GYMNASTIC RAILS 1
DIP BARREN 1**
KS-SW-16



**GYMNASTIC RAILS 2
DIP BARREN 2**
KS-SW-35



**GYMNASTIC RAILS WITH POSTS
DIP STATION**
KS-SW-15





NINJA PARK 1
KS-NP-001








NINJA PARK 2
KS-NP-002



NINJA PARK 3
KS-NP-003



NINJA PARK 4
KS-NP-004

				
NINJA PARK 1	KS-NP-001	3,37 x 1,66 x 2,70	7,37 x 5,66	1,43
NINJA PARK 2	KS-NP-002	3,37 x 1,66 x 2,70	7,37 x 5,66	1,17
NINJA PARK 3	KS-NP-003	3,37 x 1,66 x 2,96	7,37 x 5,66	1,36
NINJA PARK 4	KS-NP-004	3,37 x 1,66 x 2,70	7,37 x 5,66	1,62
NINJA PARK 5	KS-NP-005	3,37 x 1,66 x 2,70	7,37 x 5,66	0,78
NINJA PARK 6	KS-NP-006	3,37 x 1,66 x 2,70	7,37 x 5,66	1,35
NINJA PARK SET 1	KS-NP-101	9,96 x 3,32 x 2,96	13,96 x 7,32	1,62



NINJA PARK 5
KS-NP-005



NINJA PARK 6
KS-NP-006



NINJA PARK SET 1
KS-NP-101

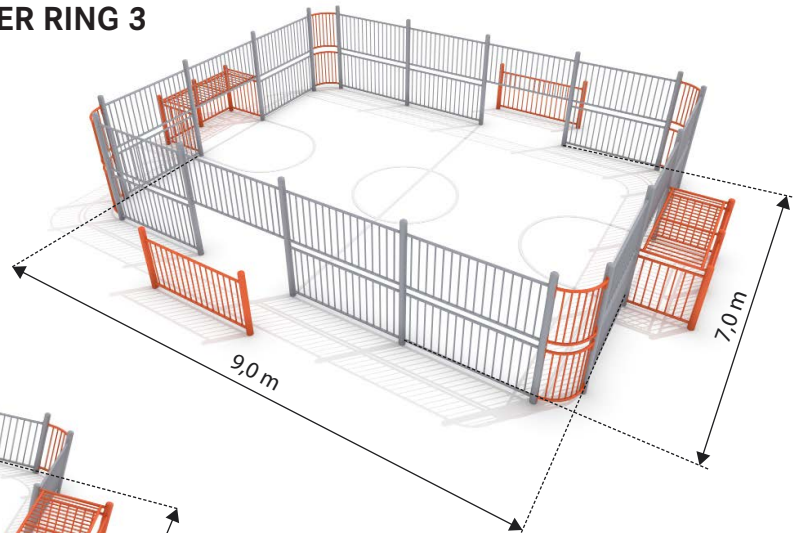


ARENAS

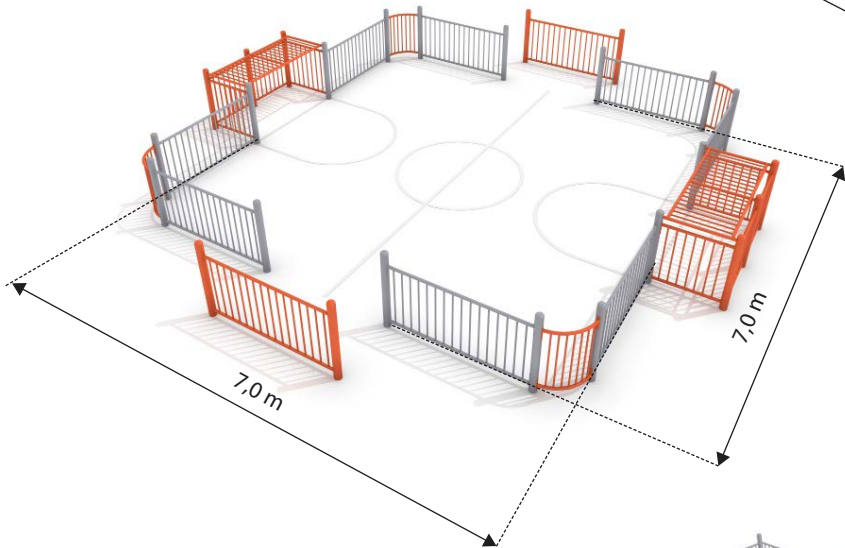




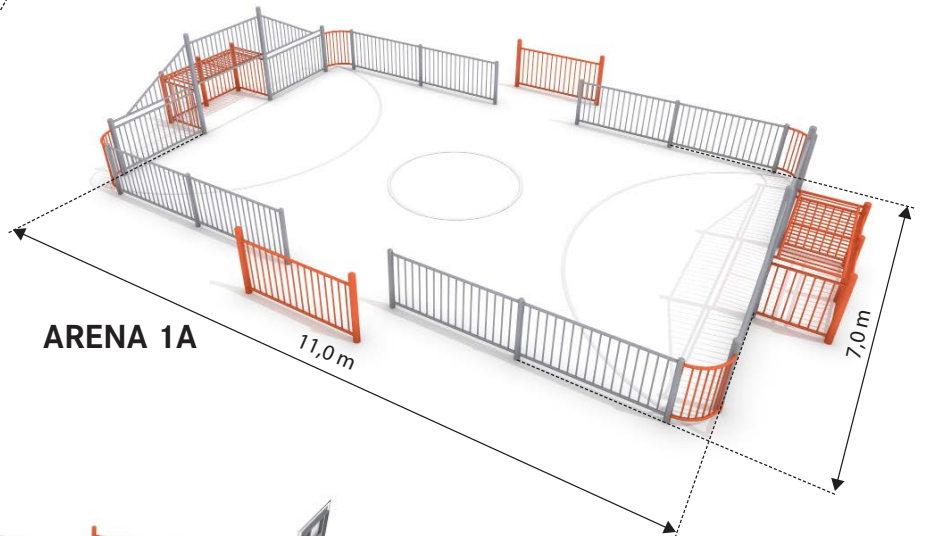
SOCCER RING 3



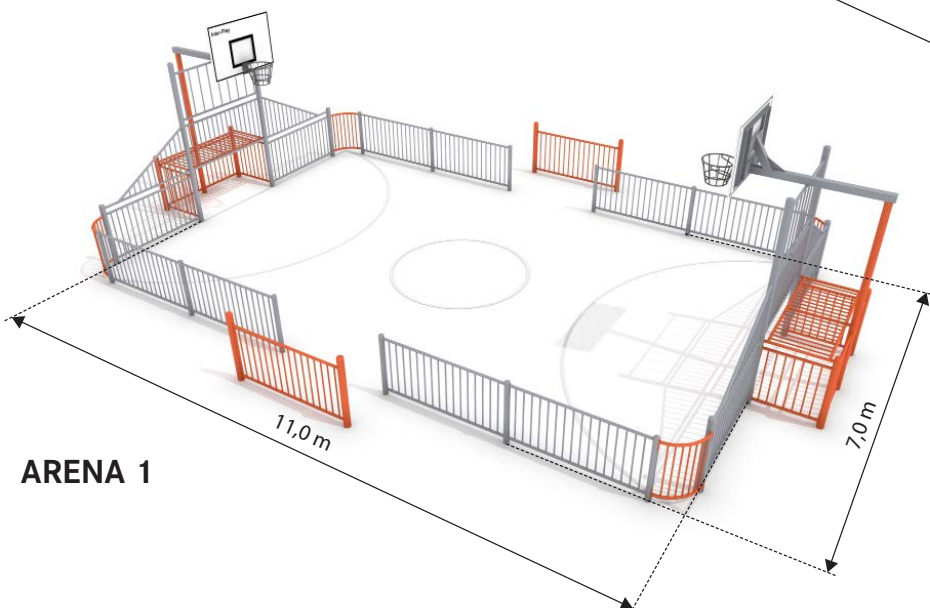
SOCCER RING 2



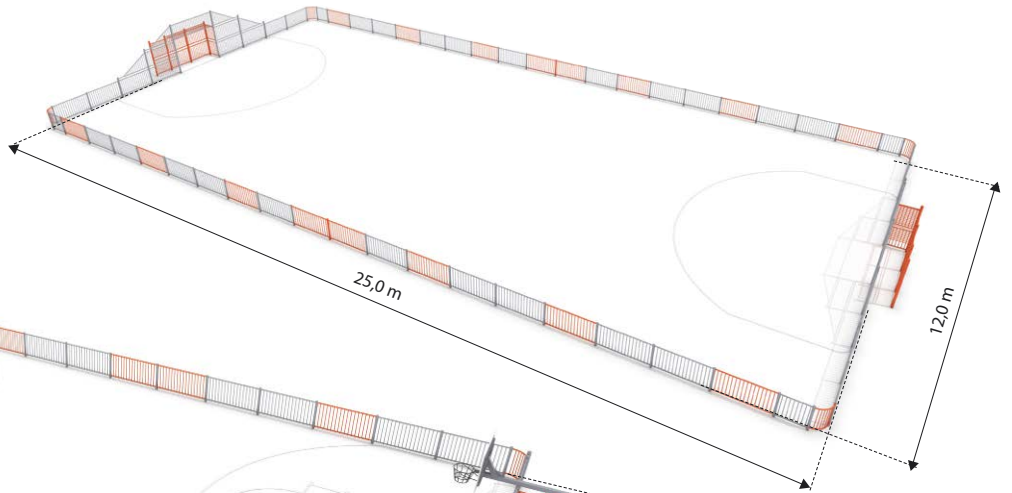
ARENA 1A



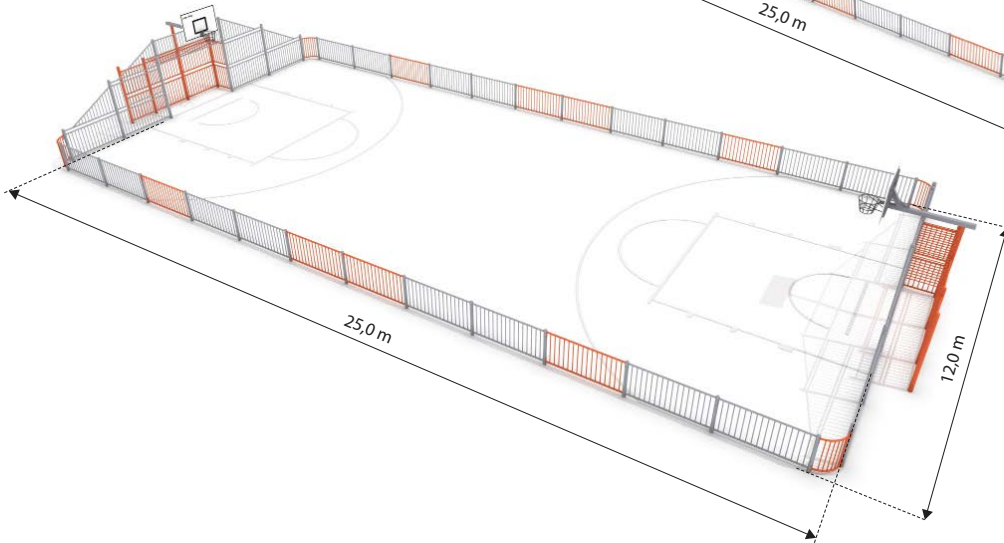
ARENA 1



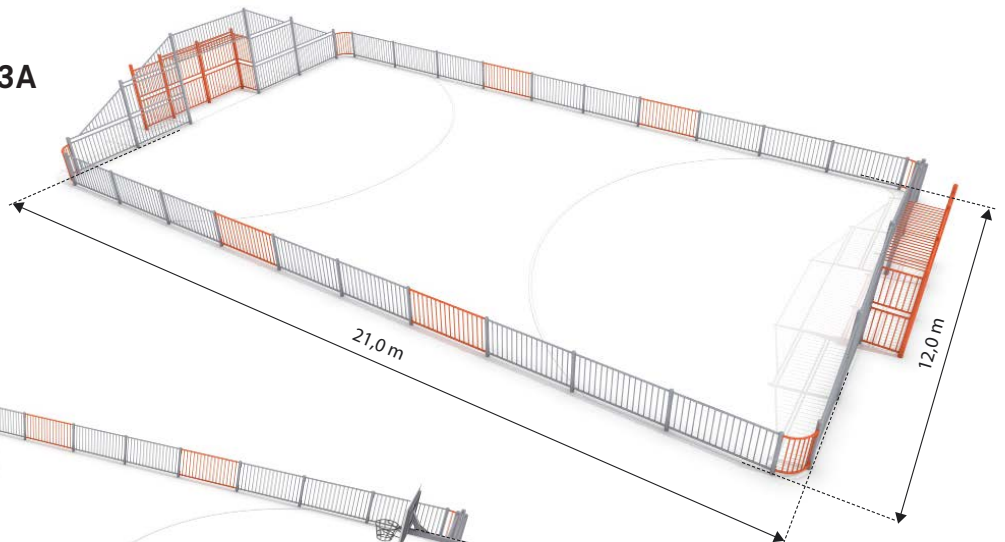
ARENA 2A



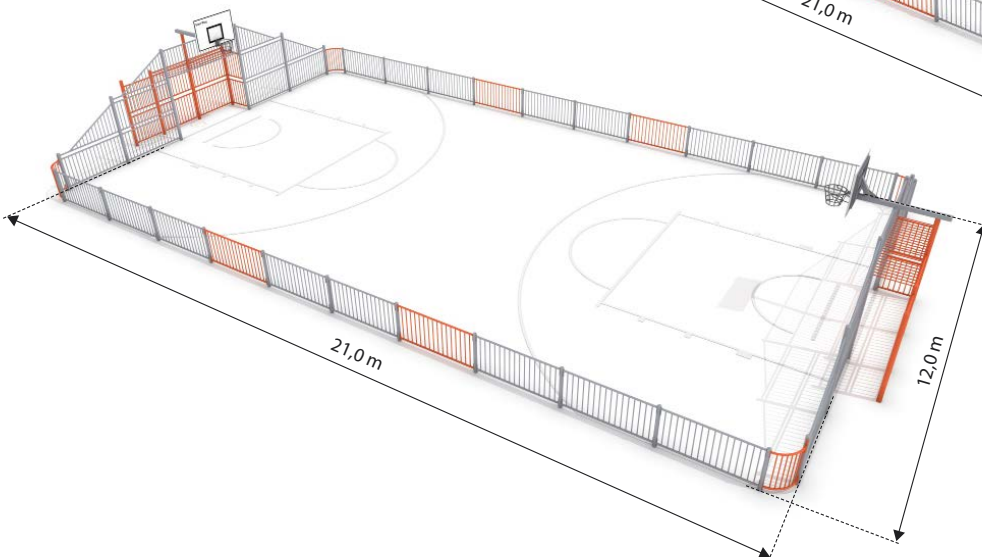
ARENA 2

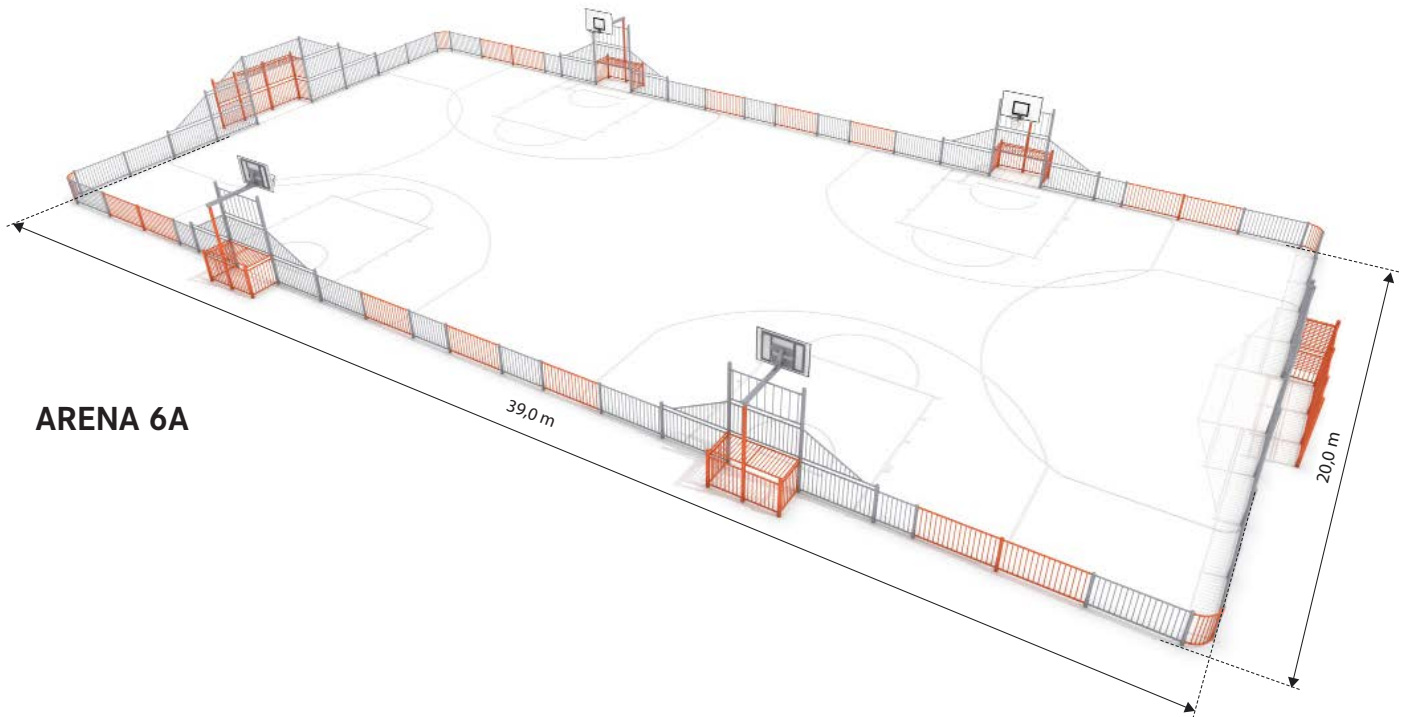


ARENA 3A



ARENA 3





ARENA 6A



FOOTBALL GOAL 1



FOOTBALL GOAL 3



OUTDOOR GAMES



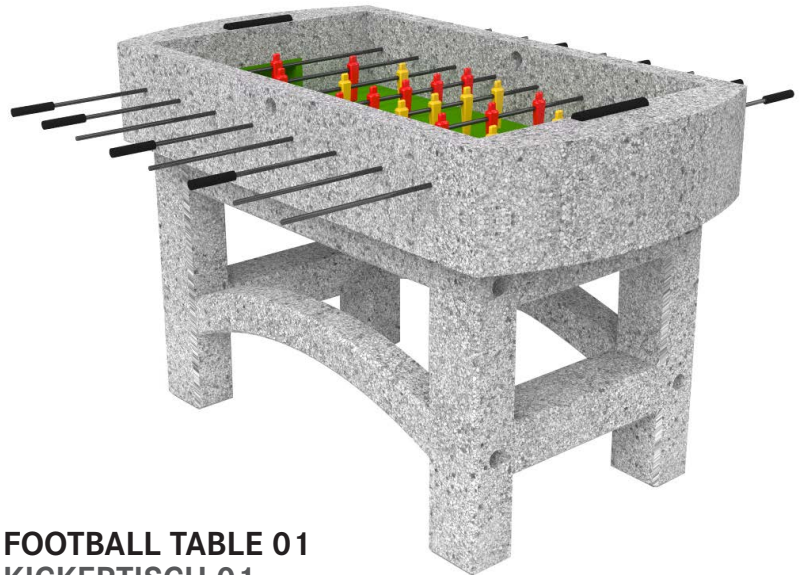




TENNIS TABLE 02
TISCHTENNISPLATTE 02
KT-02-CR-007/008



TENNIS TABLE 03
TISCHTENNISPLATTE 03
KT-02-CR-014



FOOTBALL TABLE 01
KICKERTISCH 01
KT-02-CR-009



TENNIS TABLE 02	KT-02-CR-007	2,74 x 1,52 x 0,78	8,74 x 5,52
TENNIS TABLE 03	KT-02-CR-014	2,74 x 1,52 x 0,76	8,74 x 5,52
FOOTBALL TABLE 01	KT-02-CR-009	1,52 x 0,80 x 0,88	-
TABLE FOR CHESS - CHECKERS 01	KT-02-CR-001	2,00 x 2,00 x 0,81	-
PICNIC TABLE 01	KT-02-CR-011	2,00 x 2,00 x 0,81	-
PICNIC TABLE 02	KT-02-CR-012	2,00 x 2,00 x 0,78	-

Concrete games tables | Spieltische aus Beton



TABLE FOR CHESS - CHECKERS 01
KT-02-CR-001



TABLE FOR LUDO GAME 01
KT-02-CR-002



PICNIC TABLE 01
KT-02-CR-011



PICNIC TABLE 02
KT-02-CR-012





TABLE FOR CHESS - CHECKERS 03
T-02-CR-005



PICNIC TABLE 03
KT-02-CR-013



TABLE FOR LUDO GAME 03
KT-02-CR-006



TABLE FOR CHESS - CHECKERS 03

KT-02-CR-005

2,00 x 2,00 x 0,83

-

PICNIC TABLE 03

KT-02-CR-013

2,00 x 2,00 x 0,83

-

TABLE FOR LUDO GAME 03

KT-02-CR-006

2,00 x 2,00 x 0,83

-

TABLE FOR CHESS - CHECKERS / LUDO
GAME

KT-02-CR-010

2,00 x 2,00 x 0,78

-

TABLE FOR CHESS - CHECKERS 02

KT-02-CR-003

2,00 x 2,00 x 0,78

-

TABLE FOR LUDO GAME 02

KT-02-CR-004

2,00 x 2,00 x 0,78

-



**TABLE FOR CHESS -
CHECKERS / LUDO GAME 02**
KT-02-CR-010



TABLE FOR CHESS - CHECKERS 02
KT-02-CR-003




TABLE FOR LUDO GAME 02
KT-02-CR-004

**URBAN
FURNITURE**







TOPAZO



BENCH 3




BENCH 2



BENCH 4



BENCH 1



BENCH 11




BENCH 5



BENCH 7



PLANTER 4



PLANTER 5




TRASH BIN 5



ARMITA



BENCH 9



BENCH 10






TABLE 2



PLANTER 1



PLANTER 2



TRASH BIN 1



KRETO



BENCH 5



BENCH 6



PLANTER 4



PLANTER 8




BOLLARD 7

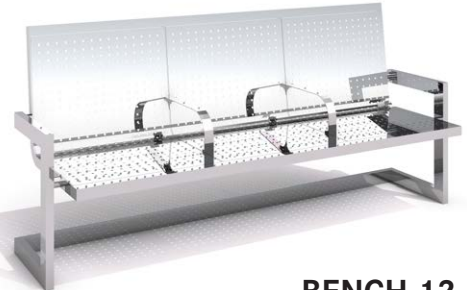


TRASH BIN 7

PERLO




BENCH 11



BENCH 12




TRASH BIN 7



TRASH BIN 6



BICYCLE RACK 23



BICYCLE RACK 6



BICYCLE RACK 24

MALAKITO



BENCH 19



BENCH 20


TRASH BIN 3



TRASH BIN 4



BICYCLE RACK 23



BICYCLE RACK 6



BICYCLE RACK 24



JAGO



BENCH 16



BENCH 17

TRASH BIN 7



TRASH BIN 5

TRASH BIN 6



BICYCLE RACK 8



BICYCLE RACK 10



BICYCLE RACK 26

SAFIRO



BENCH 5



BENCH 7



BENCH 6



TRASH BIN 1



TRASH BIN 2



BICYCLE RACK 6

KRONO



BENCH 21



BENCH 15



BENCH 3



TRASH BIN 7



TRASH BIN 6




BICYCLE RACK 2



BICYCLE RACK 8



BICYCLE RACK 1




Benches made of Deco concrete | Sitzbänke aus Dekobeton



DECO CONCRETE BENCH 1



DECO CONCRETE BENCH 2



DECO CONCRETE BENCH 3



DECO CONCRETE BENCH 4



DECO CONCRETE BENCH 5



DECO CONCRETE BENCH 6



DECO CONCRETE BENCH 7



DECO CONCRETE BENCH 8



DECO CONCRETE BENCH 9



DECO CONCRETE BENCH 10



DECO CONCRETE BENCH 11



DECO CONCRETE BENCH 12



DECO CONCRETE BENCH 13



DECO CONCRETE BENCH 14

Concrete benches | Sitzbänke aus gewaschenem Beton



CONCRETE BENCH 1



CONCRETE BENCH 2



CONCRETE BENCH 5



CONCRETE BENCH 6



CONCRETE BENCH 7



CONCRETE BENCH 8



CONCRETE BENCH 9



CONCRETE BENCH 3



CONCRETE PLANTER SET WITH BENCH 1



CONCRETE PLANTER SET WITH BENCH 2



CONCRETE PLANTER SET WITH BENCH 3




CONCRETE BENCH 4



CONCRETE PLANTER SET WITH BENCH 1



CONCRETE PLANTER SET WITH BENCH 2



CONCRETE PLANTER SET WITH BENCH 3

Stainless steel and steel benches | Edelstahl Sitzbänke



STAINLESS STEEL BENCH 1



STAINLESS STEEL BENCH 2



STAINLESS STEEL BENCH 3



STAINLESS STEEL BENCH 4



STAINLESS STEEL BENCH 5



STAINLESS STEEL BENCH 6



STAINLESS STEEL BENCH 7




STAINLESS STEEL BENCH 8




STAINLESS STEEL BENCH 9



STAINLESS STEEL BENCH 10



STAINLESS STEEL BENCH 11



STAINLESS STEEL BENCH 12



STAINLESS STEEL BENCH 13



STAINLESS STEEL BENCH 14



STAINLESS STEEL BENCH 15



STAINLESS STEEL BENCH 16



STAINLESS STEEL BENCH 17



STAINLESS STEEL BENCH 18




STAINLESS STEEL BENCH 19



STAINLESS STEEL BENCH 20



STAINLESS STEEL BENCH 21



Decorative trash bins made of Deco concrete | Mülleimer aus Dekobeton



DECO WHITE CONCRETE TRASH BIN 1



DECO WHITE CONCRETE TRASH BIN 2

Concrete trash bins | Mülleimer aus gewaschenem Beton



CONCRETE TRASH BIN 1



CONCRETE TRASH BIN 2



CONCRETE TRASH BIN 3



CONCRETE TRASH BIN 4



CONCRETE TRASH BIN 5



CONCRETE TRASH BIN 6



CONCRETE TRASH BIN 7

Stainless steel and steel trash bins | Edelstahl Mülleimer



STAINLESS STEEL TRASH BIN 8



STAINLESS STEEL TRASH BIN 1



STAINLESS STEEL TRASH BIN 2



STAINLESS STEEL TRASH BIN 3



STAINLESS STEEL TRASH BIN 4




STAINLESS STEEL TRASH BIN 5



STAINLESS STEEL TRASH BIN 6



STAINLESS STEEL TRASH BIN 7



Stainless steel and steel bicycle racks | Edelstahl Fahrradständer



**STAINLESS STEEL
BICYCLE RACK 1**



**STAINLESS STEEL
BICYCLE RACK 2**



**STAINLESS STEEL
BICYCLE RACK 4**



**STAINLESS STEEL
BICYCLE RACK 5**



**STAINLESS STEEL
BICYCLE RACK 6**



**STAINLESS STEEL
BICYCLE RACK 7**



**STAINLESS STEEL
BICYCLE RACK 8**



**STAINLESS STEEL
BICYCLE RACK 10**



**STAINLESS STEEL
BICYCLE RACK 11**



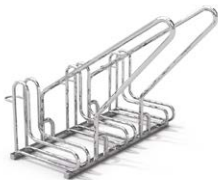
**STAINLESS STEEL
BICYCLE RACK 12**



**STAINLESS STEEL
BICYCLE RACK 13**



**STAINLESS STEEL
BICYCLE RACK 14**



**STAINLESS STEEL
BICYCLE RACK 15**



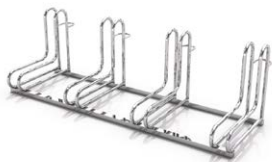
**STAINLESS STEEL
BICYCLE RACK 16**



**STAINLESS STEEL
BICYCLE RACK 17**




**STAINLESS STEEL
BICYCLE RACK 18**



**STAINLESS STEEL
BICYCLE RACK 19**



**STAINLESS STEEL
BICYCLE RACK 20**



**STAINLESS STEEL
BICYCLE RACK 21**



**STAINLESS STEEL
BICYCLE RACK 22**




**STAINLESS STEEL
BICYCLE RACK 24**




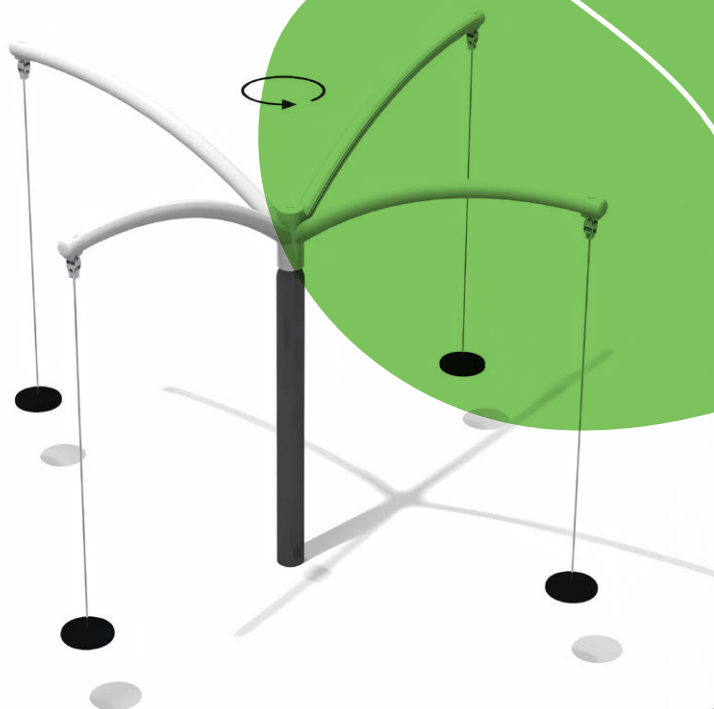
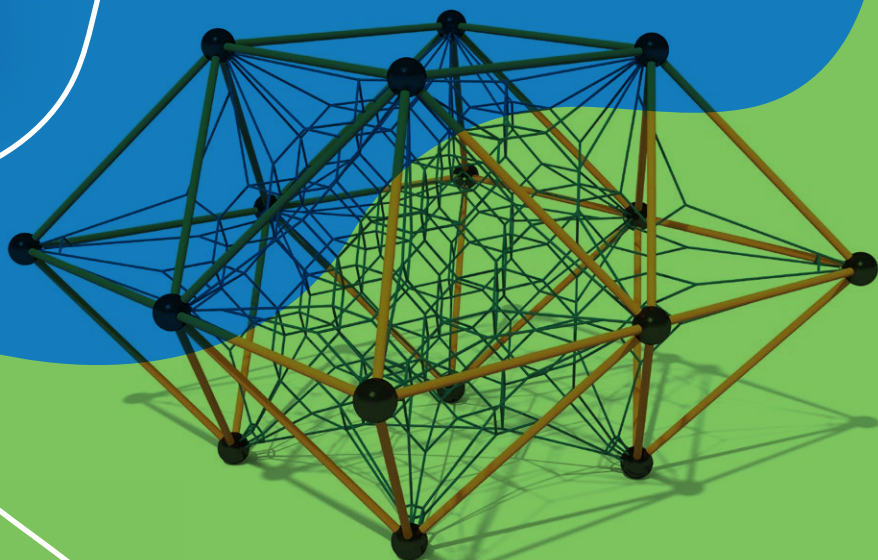

**STAINLESS STEEL
BICYCLE RACK 25**



**STAINLESS STEEL
BICYCLE RACK 26**







Export

+48 91 50 65 041
export@inter-play.eu
www.inter-play.eu

Deutschland / Österreich

+48 91 50 65 044
info@interplay-spiel.de
www.interplay-spiel.de