




**Inter-Play**  
creating moving space

2025





**Inter-Play**  
creating moving space



**Playgrounds**  
Spielplätze

|            |     |
|------------|-----|
| LIMAKO     | 8   |
| LUMO PLAY  | 30  |
| LINARIUM   | 36  |
| INTEGRADO  | 46  |
| SALTO      | 76  |
| MONTO      | 98  |
| ROTO       | 106 |
| PARK       | 122 |
| AKRA       | 136 |
| ROBINIA    | 146 |
| FLEXI-STEP | 154 |



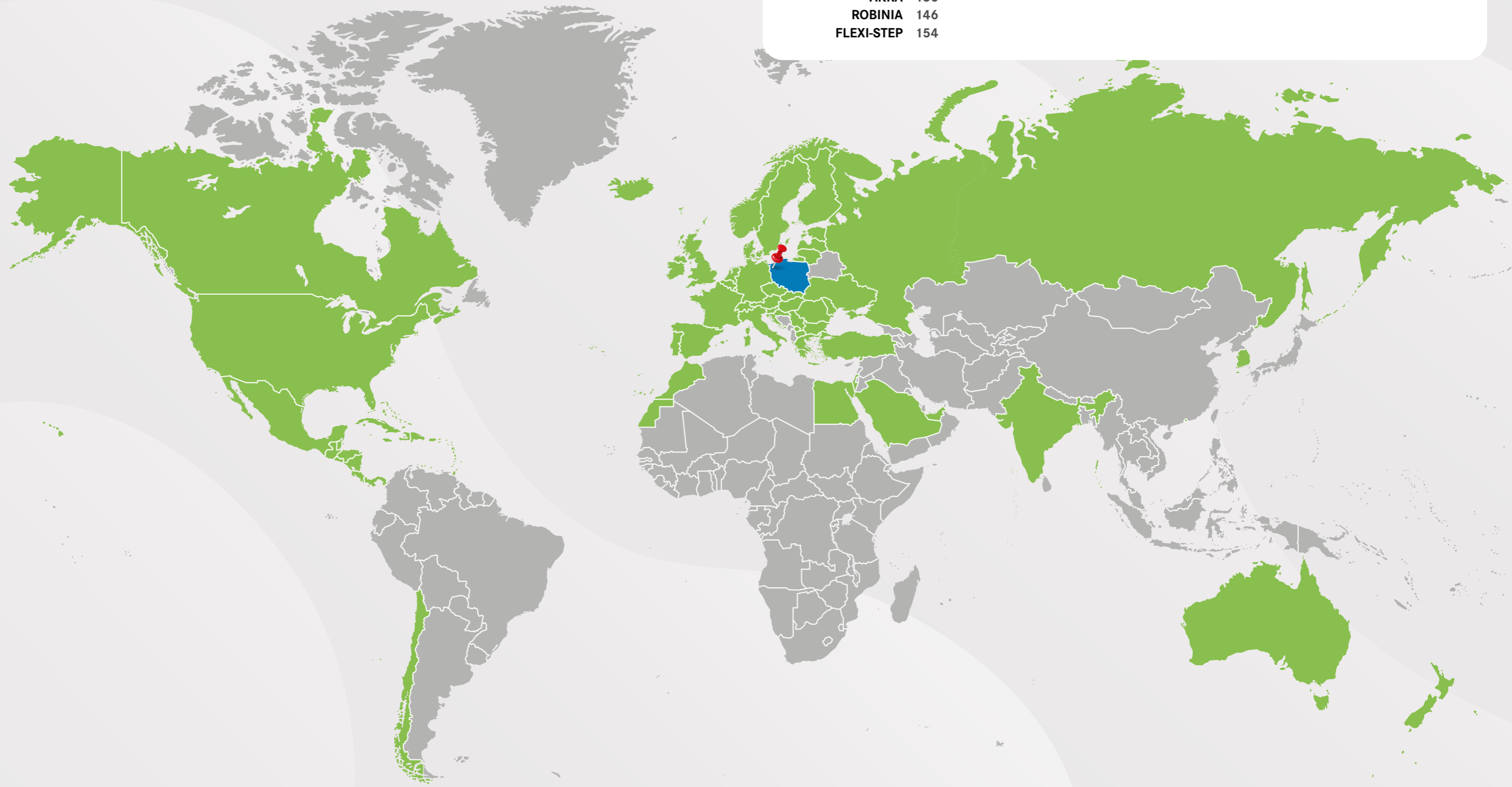
**Sport equipment**  
Sportgeräte

|                |     |
|----------------|-----|
| FITNESS        | 158 |
| STREET WORKOUT | 170 |
| NINJA PARK     | 188 |
| ARENAS         | 190 |
| OUTDOOR GAMES  | 196 |



**Urban furniture**  
Stadtmöbiliar

|               |     |
|---------------|-----|
| COLLECTIONS   | 202 |
| BENCHES       | 204 |
| TRASH BINS    | 212 |
| BICYCLE RACKS | 213 |



We are a producer of playgrounds, trampolines, sports and fitness equipment, and urban furniture. We have been producing playgrounds since 2006.

Collaborating with us guarantees the highest quality certified products compliant with EN 1176 and EN 16630 standards, along with a continually expanding range of new products and innovations.

An important part of our offer includes integrative equipment that allows people with mobility disabilities to play. Over 10,000 projects in 52 countries across all continents testify to the trust of our clients and business partners.



Wir sind ein Hersteller von Spielplätzen, Trampolinen, Sport- und Fitnessgeräten sowie Stadtmobiliar. Wir produzieren Spielplätze seit 2006.

Die Zusammenarbeit mit uns garantiert Produkte höchster Qualität, die nach den Normen EN 1176 und EN 16630 zertifiziert sind, sowie ein ständig wachsendes Angebot an neuen Produkten und Innovationen.

Ein wichtiger Teil unseres Angebots umfasst integrative Geräte, die es Menschen mit Mobilitätsbehinderungen ermöglichen, zu spielen. Über 10.000 Projekte in 52 Ländern auf allen Kontinenten zeugen vom Vertrauen unserer Kunden und Geschäftspartner.



Premium class playground  
Premium-Spielplatz



For children of all ages  
Für Kinder jeden Alters



Producer  
Hersteller



R&D department  
F&E-Abteilung

**2006**

Global since  
Seitdem Weltweit

**52+**

countries  
Länder

**10000+**

projects  
Referenzen

**EN 1176**  
**EN 16630**

Safety  
Sicherheit



## How to download files | Herunterladen von Dateien

Go to the website: [www.inter-play.eu](http://www.inter-play.eu)

Besuchen Sie unsere Webseite: [www.interplay-spiel.de](http://www.interplay-spiel.de)

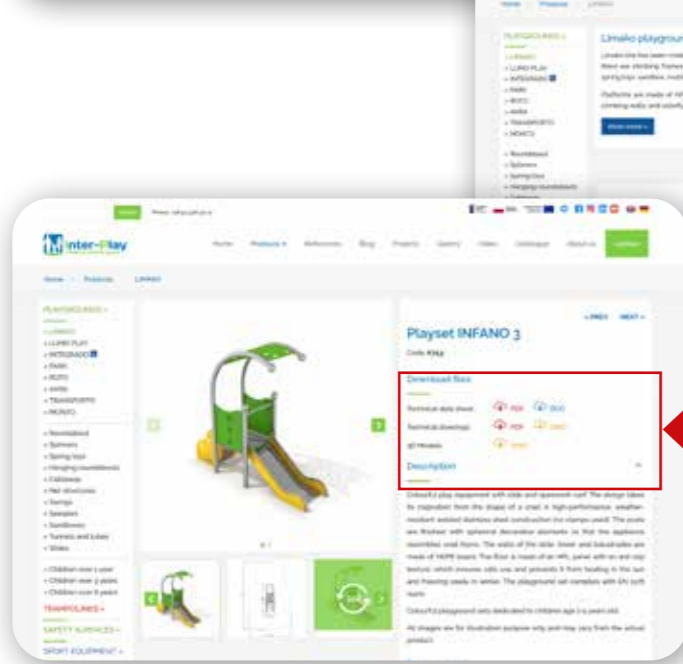
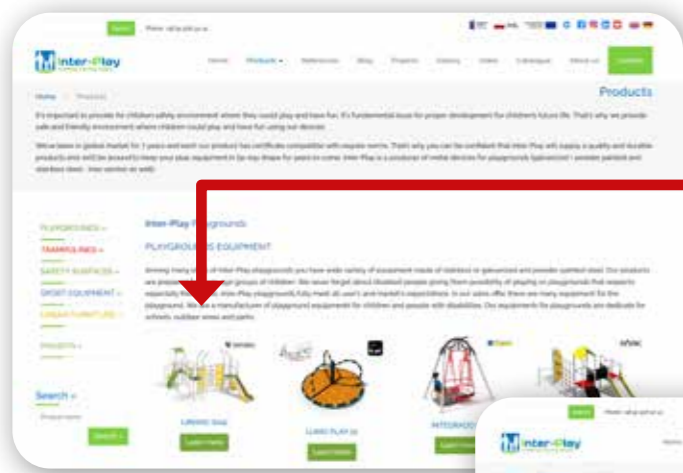
Click on the series of products

Klicken Sie auf die gewünschte Serie

Click on the product

Klicken Sie auf das Produkt

Download the files  
Dateien herunterladen



Technical data sheet  
Ausschreibungstext  
Product specification  
Technische Informationen

Download PDF  
PDF herunterladen

Download DOC  
DOC herunterladen

Technical drawings  
Technische Zeichnungen  
Dimensions useful for design  
Abmessungen, die für das Design  
nützlich sind

Download PDF  
PDF herunterladen

Download DWG  
DWG herunterladen

3D Models  
3D Modelle  
3D DWG model for designers  
3D Modell für  
Visualisierungsdesign

Download DWG  
DWG herunterladen

## Projects | Spielplatzprojekte

Many ready-made project proposals are available for download from our website. If you are looking for inspiration that will help you to create nice and unique playground feel free to use one of them.

Based on our equipment, you can set up a complete playground or a sports facility for children of all ages and abilities.

Playground projects have been divided into thematic groups. All you need to do is select the group of products you are interested in and you will see the available proposals. The site contains many ready-made visualizations. We hope that the presented solutions will inspire you to create fantastic places for recreation.

Auf unserer Website finden Sie auch beispielhafte Spielplatzprojekte. Auf einfache und bewährte Weise lassen sich interessante Objekte herstellen. Wir bieten multifunktionelle Spielplatzgeräte in verschiedenen Größen an, die für Kinder aller Altersstufen konzipiert sind. Durch geschickte Auswahl der Spielgeräte können Sie einen eigenen Spielplatz für bestimmte Zielgruppe erstellen - z.B. Kinderkrippe, Kindergarten, Schule, Wohnsiedlung, Park oder Hotel.

Beispielprojekte auf der Website stehen Ihnen kostenlos zur Verfügung. Laden Sie technische Spezifikationen, DWG-Zeichnungen und Visualisierung herunter.



limako





The LIMAKO series is snail-inspired and uniquely designed.

Die LIMAKO-Serie hat ein einzigartiges, von Schnecken inspiriertes Design und schöne, lebendige Farben.

A stainless steel construction maintains its modern look for years and does not require painting.

Eine Edelstahlkonstruktion bewahrt ihr modernes Aussehen über Jahre und erfordert keine Lackierung.

Durable polypropylene ropes, reinforced with a steel core ensures safety while playing.

Langlebige Polypropylen-Seile, sind mit einem Stahlkern verstärkt und sorgen für Sicherheit beim Spielen.

Entrance gangways and the climbing walls are made of HDPE which do not tear off and are easy to keep clean. Its vivid colours enhance the aesthetic value of the playground

Die Kletterwände sind aus HDPE-Platten hergestellt, die beim intensiven Nutzung nicht verschleißern und leicht zu reinigen sind. Ihre lebendigen Farben unterstreichen den ästhetischen Wert des Spielplatzes. erfordert keine Lackierung.

Extremely durable HPL platform board is equipped with non-slip structure that ensures safety and limits possibility of uncontrolled slippage during play.

Langlebige HPL-Platte mit einer rutschfesten Struktur gewährleistet die Sicherheit und begrenzt die Möglichkeit des unkontrollierten Rutschens während des Spiels.

### Slides | Rutschen

Option I - stainless steel

Option II - plastic

Variante I - Edelstahl

Variante II - Kunststoff




### Installation | Montagearten

Option I - to embed

Option II - concrete version

Variante I - zum Einbetonieren

Variante II - zum Verschrauben





**INFANO 1**  
K751



**INFANO 2**  
K752



**INFANO 3**  
K753



**INFANO 4**  
K754










**INFANO 6**  
K756



**INFANO 5**  
K755



|                 |  |  |  |  |  |  |  |
|-----------------|---|---|---|---|--|---|---|
| <b>INFANO 1</b> | K751  | 1,33 x 1,00 x 2,25  | 4,33 x 4,00   | 0,55  | 1+   | 2   |   |
| <b>INFANO 2</b> | K752  | 2,04 x 1,44 x 2,08  | 5,54 x 4,44   | 0,59  | 1+   | 3   |   |
| <b>INFANO 3</b> | K753  | 2,50 x 0,80 x 2,00  | 6,01 x 3,78   | 0,59  | 1+   | 3   |   |
| <b>INFANO 5</b> | K755  | 3,59 x 3,09 x 2,49  | 6,89 x 6,09   | 0,59  | 1+   | 5   |   |
| <b>INFANO 4</b> | K754  | 3,08 x 2,59 x 2,49  | 6,08 x 6,09   | 0,59  | 1+   | 5   |   |
| <b>INFANO 6</b> | K756  | 3,39 x 2,93 x 2,25  | 6,89 x 5,93   | 0,59  | 1+   | 4   |   |



**DOMETO 1-1**  
K511



**DOMETO 1-2**  
K512



**DOMETO 2-1**  
K521



**DOMETO 2-2**  
K522



**DOMETO 2-3**  
K523



**DOMETO 3-1**  
K531



**DOMETO 3-2**  
K532



**DOMETO 4-1**  
K541



| DOMETO 1-1 | K511 | 3,42 x 1,70 x 2,40 | 6,92 x 4,70  | 0,90 | 3+ | 3  |
|------------|------|--------------------|--------------|------|----|----|
| DOMETO 1-2 | K512 | 3,42 x 1,70 x 2,80 | 6,92 x 4,70  | 0,90 | 3+ | 3  |
| DOMETO 2-1 | K521 | 5,60 x 2,01 x 2,80 | 9,10 x 5,01  | 0,90 | 3+ | 5  |
| DOMETO 2-2 | K522 | 4,48 x 3,94 x 2,80 | 7,48 x 7,94  | 0,90 | 3+ | 5  |
| DOMETO 2-3 | K523 | 6,18 x 3,94 x 2,80 | 9,18 x 7,94  | 0,90 | 3+ | 5  |
| DOMETO 3-1 | K531 | 6,17 x 5,60 x 2,80 | 9,17 x 9,10  | 0,90 | 3+ | 8  |
| DOMETO 3-2 | K532 | 8,85 x 3,75 x 2,80 | 12,35 x 7,25 | 0,90 | 3+ | 9  |
| DOMETO 4-1 | K541 | 6,12 x 6,80 x 2,80 | 10,12 x 9,80 | 0,90 | 3+ | 12 |







**DOMO 1-1**  
K611



**DOMO 1-2**  
K612



**DOMO 2-3**  
K623



**DOMO 2-4**  
K624










**DOMO 2-1**  
K621



**DOMO 2-2**  
K622



**DOMO 4-1**  
K641

|  |  |  |  |  |  |  |
|---|---|---|---|--|---|---|
| DOMO 1-1  | K611  | 4,39 x 6,26 x 3,73  | 7,39 x 9,80   | 2,50   | 6+  | 9   |
| DOMO 1-2  | K612  | 6,65 x 3,67 x 3,56  | 10,38 x 7,12  | 2,50   | 6+  | 10  |
| DOMO 2-1  | K621  | 6,02 x 3,33 x 3,73  | 9,02 x 7,17   | 2,50   | 6+  | 8   |
| DOMO 2-2  | K622  | 6,76 x 3,59 x 3,73  | 10,27 x 6,60  | 2,50   | 6+  | 4   |
| DOMO 2-3  | K623  | 7,95 x 2,62 x 3,73  | 11,93 x 5,62  | 2,50   | 6+  | 8   |
| DOMO 2-4  | K624  | 7,57 x 5,44 x 3,73  | 11,26 x 8,69  | 2,50   | 6+  | 14  |
| DOMO 4-1  | K641  | 9,73 x 6,82 x 3,73  | 13,23 x 10,32   | 2,50   | 6+  | 14  |



**DOMO 3-1**  
K631



**DOMO 3-2**  
K632










**DOMO 3-3**  
K633



**RIDO 1**  
K801



**RIDO 2**  
K802

|  |  |  |  |  |  |  |
|---|---|---|---|--|---|---|
| <b>DOMO 3-1</b>   | K631  | 8,22 x 5,25 x 3,56  | 12,22 x 8,25  | 2,50   | 6+  | 11  |
| <b>DOMO 3-2</b>   | K632  | 11,03 x 4,15 x 3,87   | 14,49 x 7,65  | 2,50   | 6+  | 15  |
| <b>DOMO 3-3</b>   | K633  | 9,62 x 3,42 x 3,43  | 12,90 x 6,92  | 2,50   | 6+  | 15  |
| <b>RIDO 1</b>   | K801  | 3,70 x 2,25 x 2,35  | 7,20 x 5,25   | 0,59   | 1+  | 5   |
| <b>RIDO 2</b>   | K802  | 2,57 x 0,91 x 1,85  | 5,57 x 3,91   | 0,35   | 1+  | 4   |





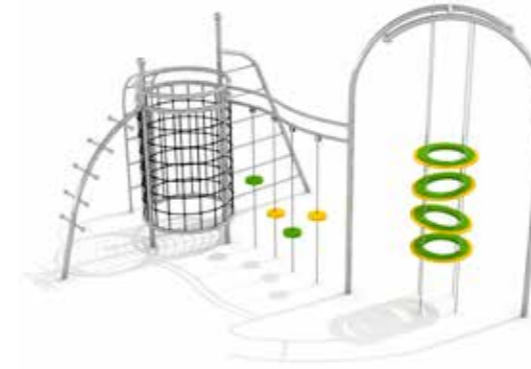
**ESKALO 1**  
K701



**ESKALO 2**  
K702



**ESKALO 3**  
K703

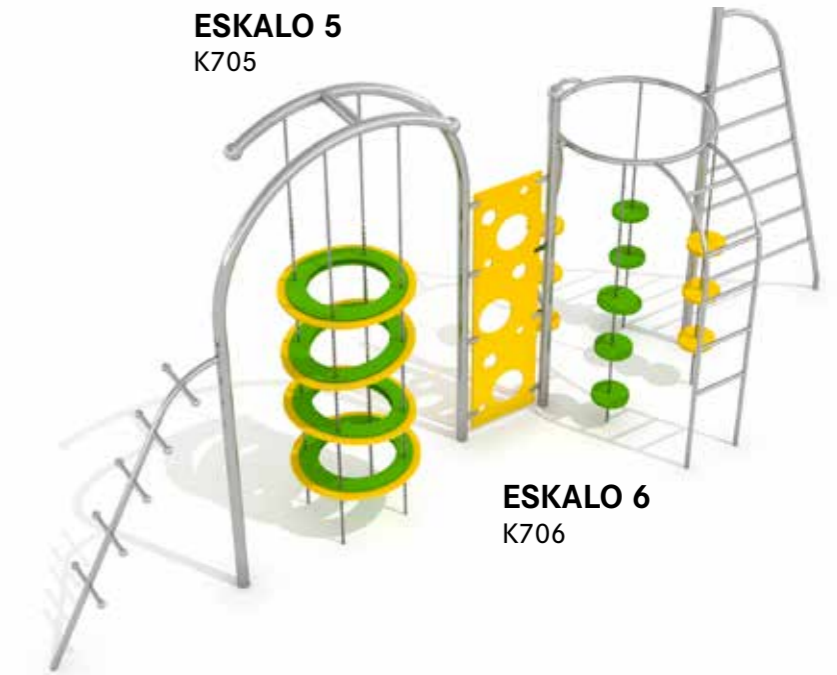


**ESKALO 4**  
K704



**ESKALO 5**  
K705

**ESKALO 7**  
K707




**ESKALO 6**  
K706



| ESKALO   | Code | Dimensions (H x L x W) | Dimensions (L x W) | Height (H) | Age Group | Number of Children |
|----------|------|------------------------|--------------------|------------|-----------|--------------------|
| ESKALO 1 | K701 | 3,67 x 1,73 x 2,90     | 7,37 x 5,43        | 2,00       | 6+        | 8                  |
| ESKALO 2 | K702 | 4,11 x 2,15 x 2,84     | 7,65 x 5,25        | 2,00       | 6+        | 9                  |
| ESKALO 3 | K703 | 4,60 x 3,80 x 2,90     | 8,07 x 7,37        | 2,00       | 6+        | 16                 |
| ESKALO 7 | K707 | 6,77 x 6,20 x 2,89     | 11,03 x 9,20       | 2,00       | 6+        | 16                 |
| ESKALO 4 | K704 | 5,10 x 3,56 x 2,85     | 8,34 x 7,04        | 2,00       | 6+        | 11                 |
| ESKALO 5 | K705 | 6,97 x 2,95 x 3,20     | 10,30 x 7,03       | 2,00       | 6+        | 14                 |
| ESKALO 6 | K706 | 6,09 x 1,73 x 2,89     | 9,62 x 5,40        | 2,00       | 6+        | 12                 |
| ESKALO 8 | K708 | 4,63 x 5,22 x 3,31     | 8,62 x 8,22        | 2,00       | 6+        | 15                 |



**ESKALO 8**  
K708





**VERGO**  
K301



**BIRDO**  
K302




**ARCO**  
K303



**NESTO**  
K310



**FRAMO**  
K307



**PENDOLO**  
K308



**KOMBINO**  
K309



**BALANCILO 1**  
K201

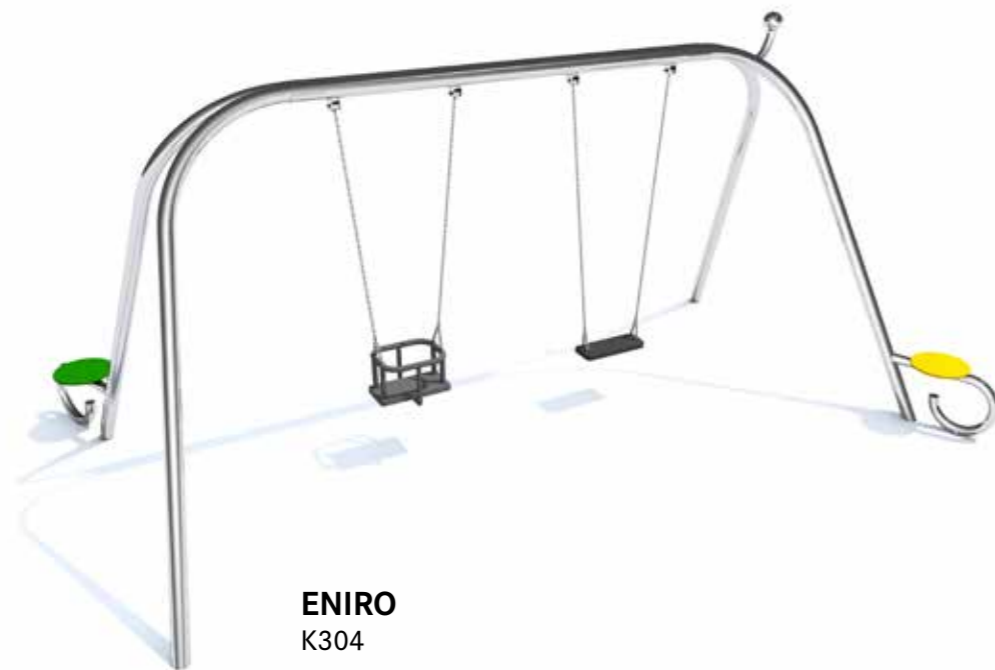


**BALANCILO 2**  
K202


| <b>VERGO</b>       | K301 | 2,75 x 0,35 x 2,35 | 7,50 x 1,75 | 1,30 | 3+ | 2 |
|--------------------|------|--------------------|-------------|------|----|---|
| <b>BIRDO</b>       | K302 | 3,34 x 1,00 x 2,40 | 7,50 x 2,35 | 1,30 | 3+ | 2 |
| <b>ARCO</b>        | K303 | 4,66 x 1,27 x 2,50 | 7,50 x 4,85 | 1,30 | 3+ | 4 |
| <b>PENDOLO</b>     | K308 | 3,83 x 2,08 x 2,52 | 3,17 x 7,50 | 1,30 | 1+ | 2 |
| <b>NESTO</b>       | K310 | 3,03 x 2,17 x 2,52 | 2,35 x 7,50 | 1,30 | 3+ | 2 |
| <b>FRAMO</b>       | K307 | 2,37 x 2,08 x 2,52 | 7,5 x 1,75  | 1,30 | 3+ | 1 |
| <b>KOMBINO</b>     | K309 | 6,14 x 2,08 x 2,52 | 5,58 x 7,50 | 1,30 | 3+ | 4 |
| <b>BALANCILO 1</b> | K201 | 2,65 x 0,50 x 0,85 | 4,65 x 2,50 | 0,80 | 3+ | 2 |
| <b>BALANCILO 2</b> | K202 | 2,85 x 0,50 x 1,00 | 4,85 x 2,50 | 0,80 | 3+ | 2 |



**MIKSI**  
IS-IN-301S



**ENIRO**  
K304



**TURNADO**  
K101



**RANDO**  
K104



**PLATFORMO**  
K102



**POKALO**  
K105



**GLOBO**  
K103



| MIKSI              | ENIRO              | TURNADO            | RANDO              | PLATFORMO          | POKALO             | GLOBO              |
|--------------------|--------------------|--------------------|--------------------|--------------------|--------------------|--------------------|
| IS-IN-301S         | K304               | K101               | K104               | K102               | K105               | K103               |
| 7,54 x 2,25 x 2,52 | 5,05 x 3,18 x 2,40 | 1,50 x 1,50 x 0,80 | 1,22 x 1,22 x 1,10 | 1,50 x 1,50 x 0,80 | 1,80 x 1,80 x 0,77 | 1,22 x 1,22 x 1,10 |
| 6,89 x 7,80        | 7,50 x 3,15        | 5,50 x 5,50        | 5,22 x 5,22        | 5,50 x 5,50        | 5,80 x 5,80        | 5,22 x 5,22        |
| 1,30               | 1,30               | 1,00               | 1,00               | 1,00               | 1,00               | 1,00               |
| 3+                 | 3+                 | 3+                 | 3+                 | 3+                 | 3+                 | 3+                 |
| 4                  | 4                  | 6                  | 5                  | 6                  | 8                  | 8                  |



**TELERO 1**  
K106-GV




**TELERO 2**  
K107-GV



**SIDI 1**  
K411



**SIDENTA 2**  
K422



**RINGO**  
K441



**SIDI 2**  
K412



**SIDI 3**  
K413



**SALTI 1**  
K431



**SALTI 2**  
K432



| <b>TELERO 1</b>  | K106-GV | 0,70 x 0,70 x 0,40 | 6,70 x 6,70 | 1,00 | 3+ | 2 |  |
|------------------|---------|--------------------|-------------|------|----|---|--|
| <b>TELERO 2</b>  | K107-GV | 2,00 x 2,00 x 0,50 | 8,00 x 8,00 | 1,00 | 3+ | 5 |  |
| <b>SIDI 1</b>    | K411    | 0,63 x 0,46 x 0,79 | 3,46 x 3,63 | 0,46 | 3+ | 1 |  |
| <b>SIDI 2</b>    | K412    | 1,66 x 0,46 x 0,79 | 4,66 x 3,46 | 0,46 | 3+ | 3 |  |
| <b>SIDI 3</b>    | K413    | 2,00 x 2,31 x 0,78 | 5,31 x 5,00 | 0,46 | 3+ | 4 |  |
| <b>SIDENTA 2</b> | K422    | 1,86 x 1,10 x 0,94 | 4,86 x 4,10 | 0,46 | 3+ | 4 |  |
| <b>RINGO</b>     | K441    | 1,50 x 1,50 x 0,43 | 4,50 x 4,50 | 0,46 | 3+ | 8 |  |
| <b>SALTI 2</b>   | K432    | 1,10 x 1,10 x 0,43 | 4,10 x 4,10 | 0,46 | 3+ | 4 |  |
| <b>SALTI 1</b>   | K431    | 0,40 x 0,40 x 0,41 | 3,40 x 3,40 | 0,46 | 3+ | 1 |  |



**VOCO**  
K1151



**TABLO**  
48,5 x 98,5 cm  
K930




**STATIVO**  
K940




**RUBO**  
K920



**SEGO 1**  
K901

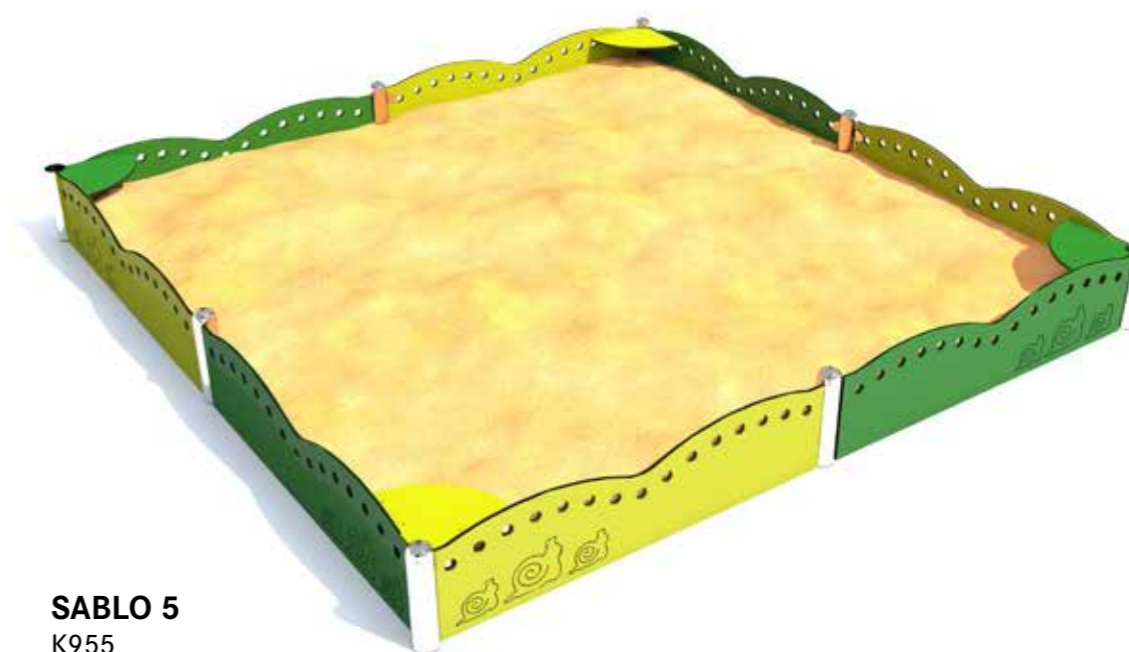


**SEGO 2**  
K902

















**TRANSIRO 20**  
K1101-20


**TRANSIRO 25**  
K1101-25



**SABLO 5**  
K955

|                    |  |  |  |  |  |  |  |
|--------------------|---|---|---|---|--|---|---|
| <b>VOCO</b>        | K1151   | 0,41 x 0,15 x 1,29  | -   |   |  | 3+  | 2   |
| <b>TABLO</b>       | K930  |   | -   |   |  |   |   |
| <b>STATIVO</b>     | K940  | 1,50 x 0,07 x 1,25  | -   |   |  |   |   |
| <b>TRANSIRO 20</b> | K1101-20  | 25,42 x 4,57 x 4,50   | 24,73 x 4,00  | 0,99  |  | 3+  | 1   |
| <b>TRANSIRO 25</b> | K1101-25  | 30,42 x 4,57 x 4,65   | 29,73 x 4,00  | 0,99  |  | 3+  | 1   |

|                |  |  |  |  |  |  |  |
|----------------|---|---|---|---|---|---|---|
| <b>RUBO</b>    | K920  | 0,48 x 0,72 x 1,05  | -   |   |   |   |   |
| <b>SEGO 1</b>  | K901  | 1,55 x 0,61 x 0,83  | -   |   |   |   |   |
| <b>SEGO 2</b>  | K902  | 1,60 x 0,66 x 1,05  | -   |   |   |   |   |
| <b>SABLO 1</b> | K951  | 1,50 x 1,50 x 0,35  | 4,50 x 4,50   |   |   | 1+  | 5   |
| <b>SABLO 2</b> | K952  | 2,00 x 2,00 x 0,35  | 5,00 x 5,00   |   |   | 1+  | 9   |
| <b>SABLO 3</b> | K953  | 1,50 x 1,50 x 0,35  | 4,50 x 4,50   |   |   | 1+  | 5   |
| <b>SABLO 4</b> | K954  | 2,00 x 2,00 x 0,35  | 5,00 x 5,00   |   |   | 1+  | 9   |
| <b>SABLO 5</b> | K955  | 2,92 x 2,92 x 0,35  | 5,92 x 5,92   |   |   | 1+  | 16  |







## LIGHT & SOUND

LUMO PLAY is an unique light and sound system - it generates light and sound while device is in motion, thanks to which the product is colourfully illuminated and at the same time plays funny melodies. It takes the playground to higher level, making it interactive, modern and attractive for children of all ages.

LUMO PLAY ist ein einzigartiges Licht- und Soundsystem - es erzeugt Licht und Ton, wenn das Spielplatzgerät bewegt wird, so dass das Produkt farbig leuchtet und gleichzeitig lustige Melodien spielt. LUMO PLAY bringt den Spielplatz auf ein höheres Niveau und macht ihn interaktiv, modern und attraktiv für Kinder jeden Alters.

### Light

When the roundabout is put in motion it illuminates colourfully with LED lights.

### Licht

Wenn Sie das Spielzeug in Bewegung setzen, blinkt das Spielzeug mit farbigen LED-Leuchten.

### Music

When device is in motion music starts to play. Built-in speaker provides high quality sound.

### Musik

Wenn Sie das Spielzeug in Bewegung setzen, werden Sie Musik hören. Die eingebauten Lautsprecher sorgen für die richtige Klangqualität.

### App

Control it by mobile phone downloading LUMO PLAY App from Google Play or App Store.

### App

Laden Sie die LUMO PLAY App von Google Play oder App Store herunter und steuern Sie Musik und Licht.



### Play your favourite music

Connect it to Spotify, YouTube or Tidal and play your favourite tunes and songs while using it.

### Spielen Sie Ihre Lieblingsmusik ab

Verbinden Sie sich mit Spotify, YouTube oder Tidal und spielen Sie Ihre Lieblingslieder ab.

### Administrator

The app allows to override music and light settings. Depends on the time of day, modify the volume or ON/OFF settings.

### Administrator

Die App ermöglicht übergeordnete Musik-, und Lichteinstellungen. Ändern Sie die Lautstärke- oder ON/OFF-Einstellungen je nach Tageszeit

### Power

Power is generated by movement, so external power supply or battery is not required

### Strom

Der Strom wird während der Bewegung des Spielzeugs erzeugt. Daher benötigen die Spielplatzgeräte mit dem LUMO PLAY System weder eine Batterie noch einen externen Anschluss



### LUMO PLAY APP



1




2



3



4





**NORTE LUMO PLAY**  
GK-RO-201-LP



**TORNADO LUMO PLAY**  
GM0147-1p-LP



**ATOMIC LUMO PLAY**  
IS-IN-111-LP



**FESTO MINI LUMO**  
IS-MM-001




**SNAKE LUMO PLAY**  
GM1652-LP




**FESTO LUMO**  
MM-002




| <b>NORTE LUMO PLAY</b>   | GK-RO-201-LP | 1,32 x 1,32 x 0,74 |  | 5,32 x 5,32 |  | 1,00 | 3+ | 6  |
|--------------------------|--------------|--------------------|--|-------------|--|------|----|----|
| <b>TORNADO LUMO PLAY</b> | GM0147-1p-LP | 1,40 x 1,40 x 0,73 |  | 5,40 x 5,40 |  | 1,00 | 3+ | 6  |
| <b>ATOMIC LUMO PLAY</b>  | IS-IN-111-LP | 2,14 x 2,14 x 0,83 |  | 6,14 x 6,14 |  | 1,00 | 3+ | 9  |
| <b>SNAKE LUMO PLAY</b>   | GM1652-LP    | 3,28 x 1,52 x 0,80 |  | 6,28 x 4,52 |  | 0,86 | 3+ | 2  |
| <b>FESTO MINI LUMO</b>   | IS-MM-001    | 1,50 x 1,50 x 0,55 |  | -           |  | -    | 1+ | 10 |
| <b>FESTO LUMO</b>        | MM-002       | 2,00 x 2,00 x 0,77 |  | -           |  | -    | 6+ | 6  |




**ROCKET 1 LUMO**  
01-TA-800-LP



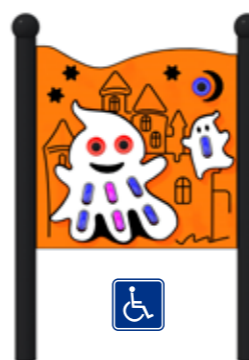
**ROCKET 2 LUMO**  
01-TA-810-LP




**ROCKET 3 LUMO**  
01-TA-811-LP




**GHOSTS LUMO**  
01-TA-811-LP




**GHOSTS 2 LUMO**  
01-TA-812-LP



**ASTRONAUT LUMO**  
01-TA-815-LP



**FIREFIGHTER LUMO**  
01-TA-814-LP



**FISH LUMO**  
01-TA-803-LP



| <b>ROCKET 1 LUMO</b>    | 01-TA-800-LP | 0,90 x 0,10 x 1,25 |  | 3,90 x 3,10 |  |  | 3+ | 2 |
|-------------------------|--------------|--------------------|--|-------------|--|--|----|---|
| <b>ROCKET 2 LUMO</b>    | 01-TA-810-LP | 0,90 x 0,10 x 1,25 |  | 3,90 x 3,10 |  |  | 3+ | 2 |
| <b>ROCKET 3 LUMO</b>    | 01-TA-811-LP | 0,90 x 0,10 x 1,25 |  | 3,90 x 3,10 |  |  | 3+ | 2 |
| <b>GHOSTS LUMO</b>      | 01-TA-811-LP | 0,90 x 0,10 x 1,25 |  | 3,90 x 3,10 |  |  | 3+ | 2 |
| <b>GHOSTS 2 LUMO</b>    | 01-TA-812-LP | 0,90 x 0,10 x 1,25 |  | 3,90 x 3,10 |  |  | 3+ | 2 |
| <b>ASTRONAUT LUMO</b>   | 01-TA-815-LP | 0,90 x 0,10 x 1,25 |  | 3,90 x 3,10 |  |  | 3+ | 2 |
| <b>FIREFIGHTER LUMO</b> | 01-TA-814-LP | 0,90 x 0,10 x 1,25 |  | 3,90 x 3,10 |  |  | 3+ | 2 |
| <b>FISH LUMO</b>        | 01-TA-803-LP | 0,90 x 0,10 x 1,25 |  | 3,90 x 3,10 |  |  | 3+ | 2 |




**CASTLE LUMO**  
01-TA-813-LP

**FIREFLY LUMO**  
01-TA-801-LP

**BEE LUMO**  
01-TA-808-LP

**SPIDER LUMO**  
01-TA-809-LP




**ROBOTS 1 LUMO**  
01-TA-804-LP

**ROBOTS 2 LUMO**  
01-TA-822-LP



**ROBOTS 3 LUMO**  
01-TA-822-LP

| <b>CASTLE LUMO</b>   | 01-TA-813-LP | 0,90 x 0,10 x 1,25 | 3,90 x 3,10 | 3+ | 2 |  |
|----------------------|--------------|--------------------|-------------|----|---|--|
| <b>FIREFLY LUMO</b>  | 01-TA-801-LP | 0,90 x 0,10 x 1,25 | 3,90 x 3,10 | 3+ | 2 |  |
| <b>BEE LUMO</b>      | 01-TA-808-LP | 0,90 x 0,10 x 1,25 | 3,90 x 3,10 | 3+ | 2 |  |
| <b>SPIDER LUMO</b>   | 01-TA-809-LP | 0,90 x 0,10 x 1,25 | 3,90 x 3,10 | 3+ | 2 |  |
| <b>ROBOTS 1 LUMO</b> | 01-TA-804-LP | 1,65 x 0,10 x 1,25 | 4,65 x 3,10 | 3+ | 2 |  |
| <b>ROBOTS 2 LUMO</b> | 01-TA-822-LP | 1,65 x 0,10 x 1,25 | 4,65 x 3,10 | 3+ | 2 |  |
| <b>ROBOTS 3 LUMO</b> | 01-TA-822-LP | 1,65 x 0,10 x 1,25 | 4,65 x 3,10 | 3+ | 2 |  |



**CARS 1 LUMO**  
01-TA-805-LP

**CARS 2 LUMO**  
01-TA-816-LP

**CARS 3 LUMO**  
01-TA-817-LP



**DINO LUMO**  
01-TA-806-LP

**DRAGON 1 LUMO**  
01-TA-807-LP

**DRAGON 2 LUMO**  
01-TA-818-LP



**DRAGON 3**  
01-TA-819-LP

**CATS LUMO**  
01-TA-820-LP

**DOGS LUMO**  
01-TA-821-LP

| <b>CARS 1 LUMO</b>   | 01-TA-800-LP | 1,65 x 0,10 x 1,25 | 4,65 x 3,10 | 3+ | 2 |  |
|----------------------|--------------|--------------------|-------------|----|---|--|
| <b>CARS 2 LUMO</b>   | 01-TA-810-LP | 1,65 x 0,10 x 1,25 | 4,65 x 3,10 | 3+ | 2 |  |
| <b>CARS 3 LUMO</b>   | 01-TA-811-LP | 1,65 x 0,10 x 1,25 | 4,65 x 3,10 | 3+ | 2 |  |
| <b>DINO LUMO</b>     | 01-TA-811-LP | 1,65 x 0,10 x 1,25 | 4,65 x 3,10 | 3+ | 2 |  |
| <b>DRAGON 1 LUMO</b> | 01-TA-812-LP | 1,65 x 0,10 x 1,25 | 4,65 x 3,10 | 3+ | 2 |  |
| <b>DRAGON 1 LUMO</b> | 01-TA-815-LP | 1,65 x 0,10 x 1,25 | 4,65 x 3,10 | 3+ | 2 |  |
| <b>DRAGON 3</b>      | 01-TA-814-LP | 1,65 x 0,10 x 1,25 | 4,65 x 3,10 | 3+ | 2 |  |
| <b>CATS LUMO</b>     | 01-TA-803-LP | 1,65 x 0,10 x 1,25 | 4,65 x 3,10 | 3+ | 2 |  |
| <b>DOGS LUMO</b>     | 01-TA-821-LP | 1,65 x 0,10 x 1,25 | 4,65 x 3,10 | 3+ | 2 |  |





**LINARIUM series comprises rope devices for climbing which are intended for playgrounds and sports facilities. All products of this series are not only a guarantee of great fun, but also develop motor coordination and help to initiate physical activity.**

**LINARIUM eine Serie sehr attraktiver Geräte für Spielplätze, Freizeit- und Sportanlagen. Die Produkte dieser Serie garantieren nicht nur viel Spaß, sondern entwickeln auch die Bewegungskoordination und helfen, körperliche Aktivität zu initiieren.**

**A solid construction** consisting of strong, powder-coated, anti-corrosion protected metal pipes and a climbing net.

**Solide Konstruktion** - bestehend aus robusten, pulverbeschichteten Metallrohren und einem Kletternetz.

**Flexible platforms** made of rubber, intended for a rest while playing.

**Flexible Plattformen** - aus Gummi, zum Ausruhen während des Spielens.

**Net** - made of 18 mm thick ropes..


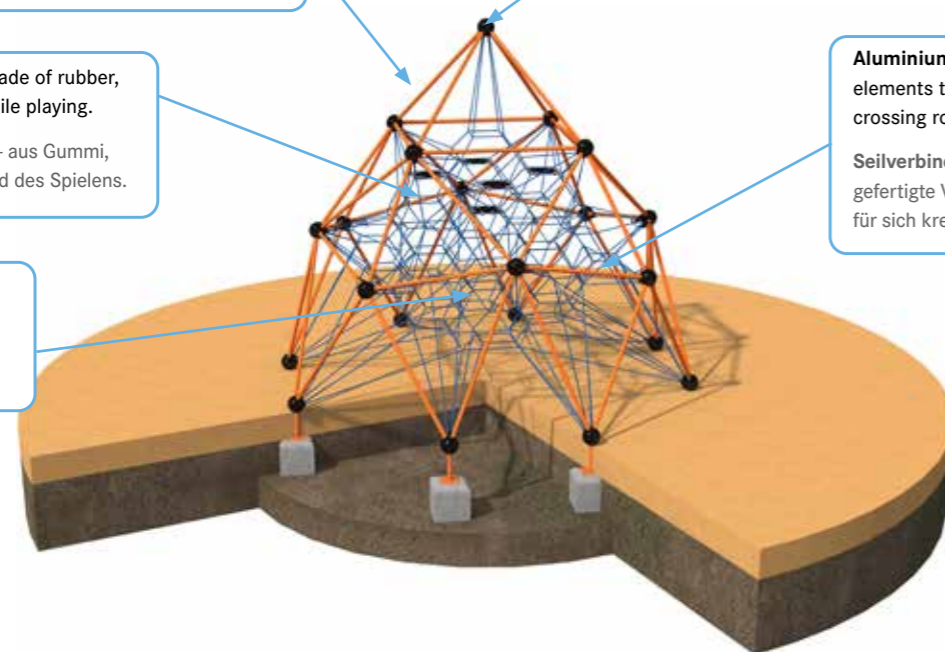
**Seilnetz** aus 18 mm dicken Seilen

**Multifunctional, metal balls** connecting the structure and clamping the net.

**Multifunktionale Aluminiumkugeln** - Verbindung der Konstruktion und Befestigung.

**Aluminium connectors** - elements that connect crossing ropes.

**Seilverbinder** - aus Aluminium gefertigte Verbindungselemente für sich kreuzende Seile.



### Steel construction | Konstruktion aus Stahl

**Anti-corrosion protection** guarantees that the structure retains its quality for a long time.

**Korrosionsschutz** garantiert, dass die Konstruktion ihre Eigenschaften für lange Zeit behält



**Powder paintings** - several colours to choose from.

**Lackbeschichtung**  
Möglichkeit, die Farbe der Konstruktion zu wählen.

**Flexible platforms** made of rubber, intended for a rest while playing.

**Flexible Plattformen** - aus Gummi, zum Ausruhen während des Spielens.

**Net** - made of 20 mm thick ropes, filling the entire space of the pyramid.

**Seilnetz** aus 20 mm dicken Seilen, die den gesamten Raum des Klettergeräts ausfüllen.

**Steel mast** - the main structural element of the pyramid.

**Stahlmast** als Hauptbauteil der Pyramide

**Aluminium connectors** - elements that connect crossing ropes.

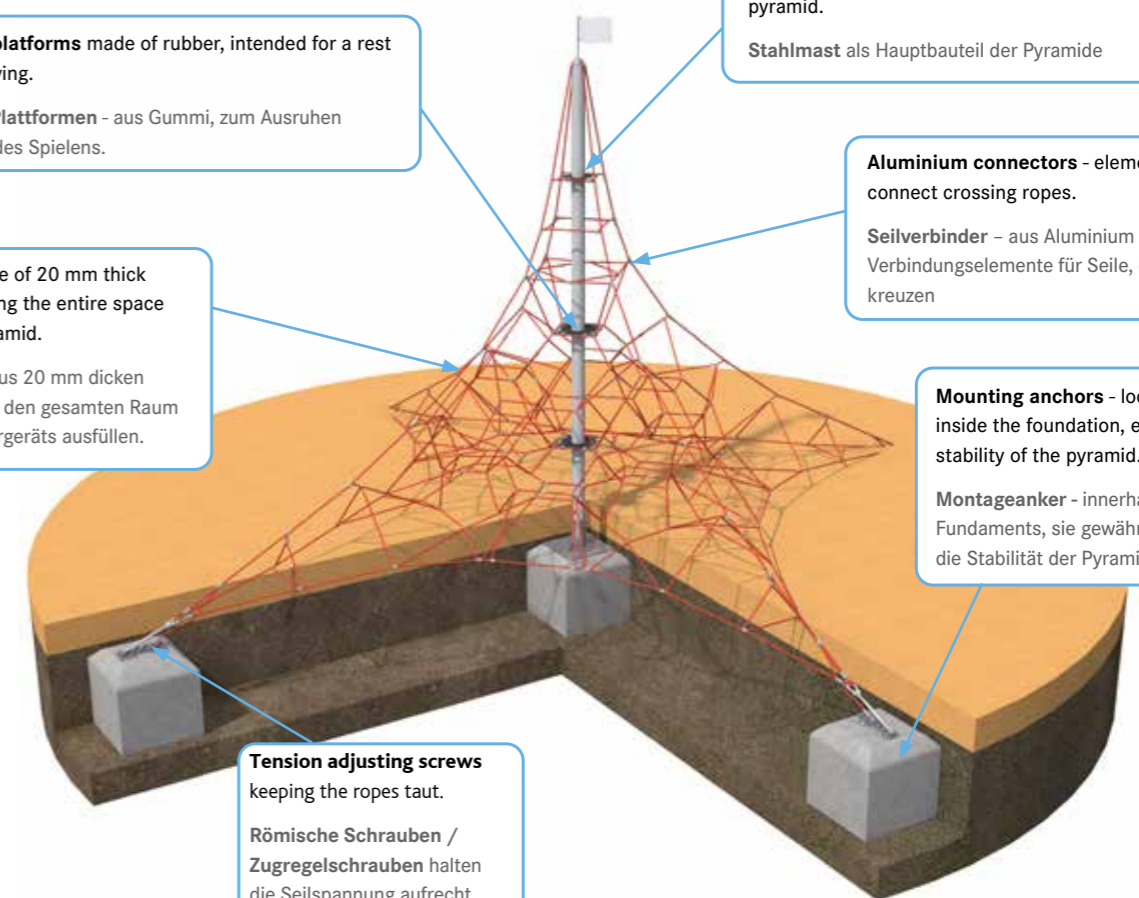
**Seilverbinder** - aus Aluminium gefertigte Verbindungselemente für Seile, die sich kreuzen

**Mounting anchors** - located inside the foundation, ensure stability of the pyramid.

**Montageanker** - innerhalb des Fundaments, sie gewährleisten die Stabilität der Pyramide

**Tension adjusting screws** keeping the ropes taut.

**Römische Schrauben / Zugregelschrauben** halten die Seilspannung aufrecht



Black Schwarz

Brown Braun

Red Rot

Blue Blau

Green Grün


Gray Grau

### Strong 20 mm thick rope | Starkes 20 mm breites Seil

**Core** - around which the links are twisted.  
Kern auf dem die Seile aufgewickelt sind.

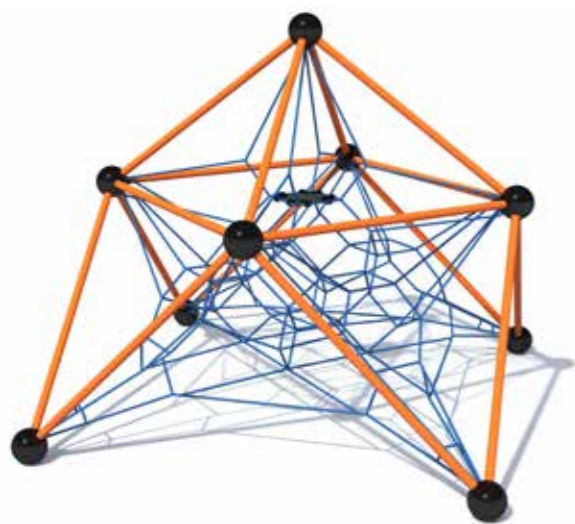
**Polyester lagging** - long lasting and UV resistant.

**Außenteil der Seile** besteht aus Polyester und ist stark UV-beständig, was schöne Farben nach Jahren garantiert.

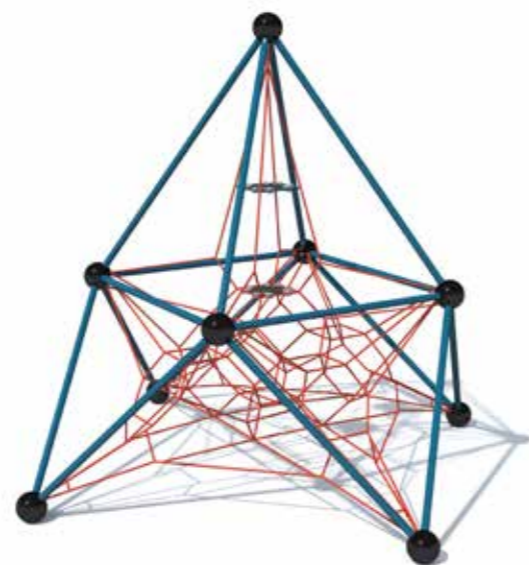


**Reinforced links** - guarantee safety for many years.

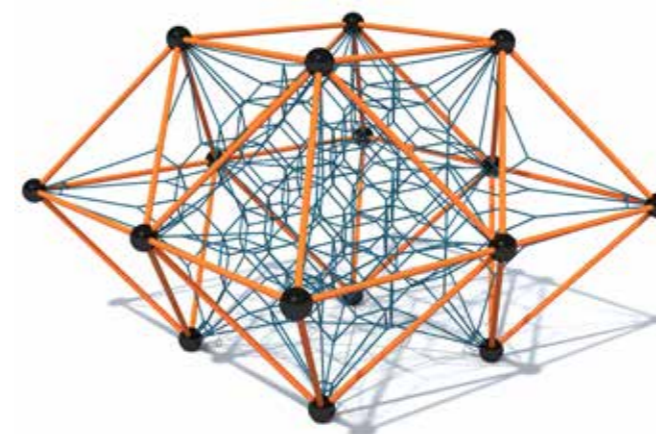
**Seile** - 6 Stück verstärkt mit galvanisiertem Draht, garantieren Sicherheit für viele Jahre.



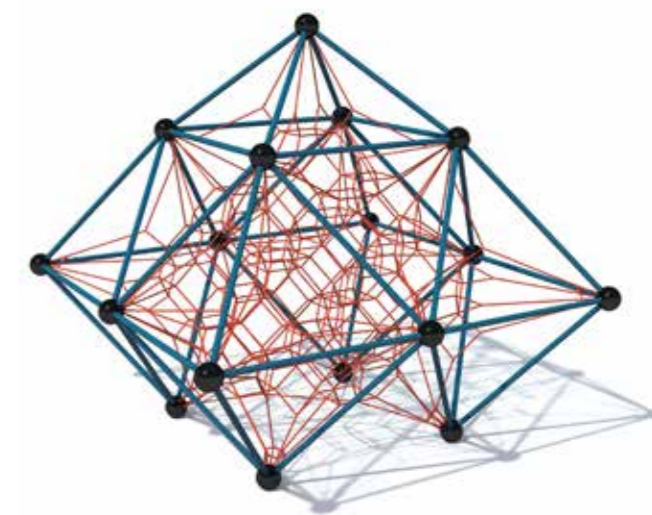
**PINTO 30**  
CR-LI-P30



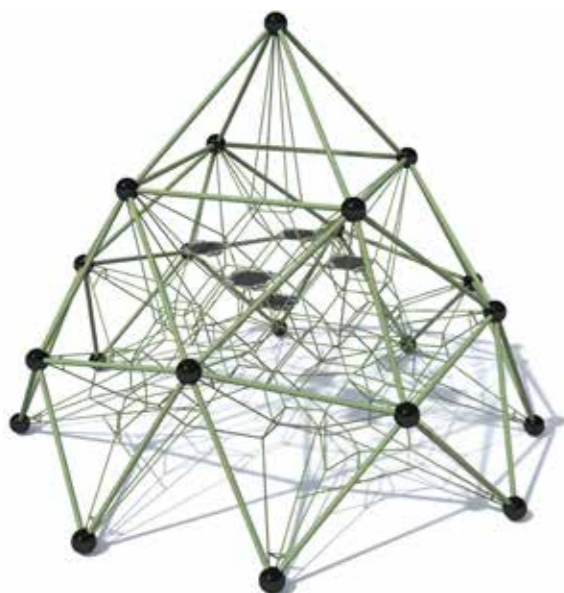
**PINTO 40**  
CR-LI-P40



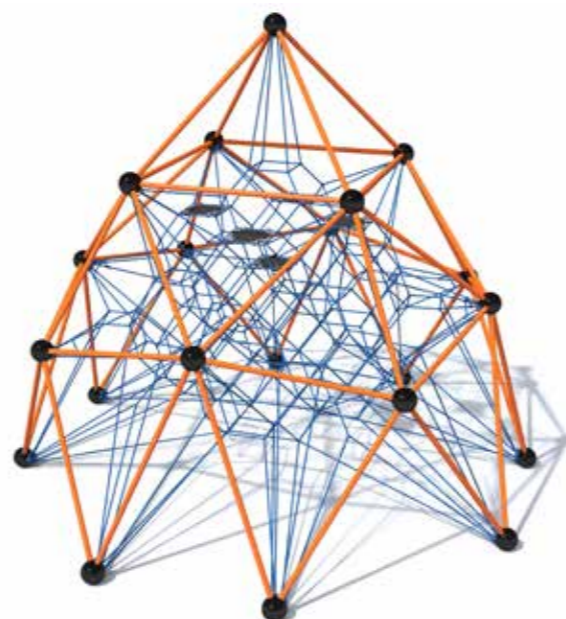
**DIAMANTO 35**  
CR-LI-D35



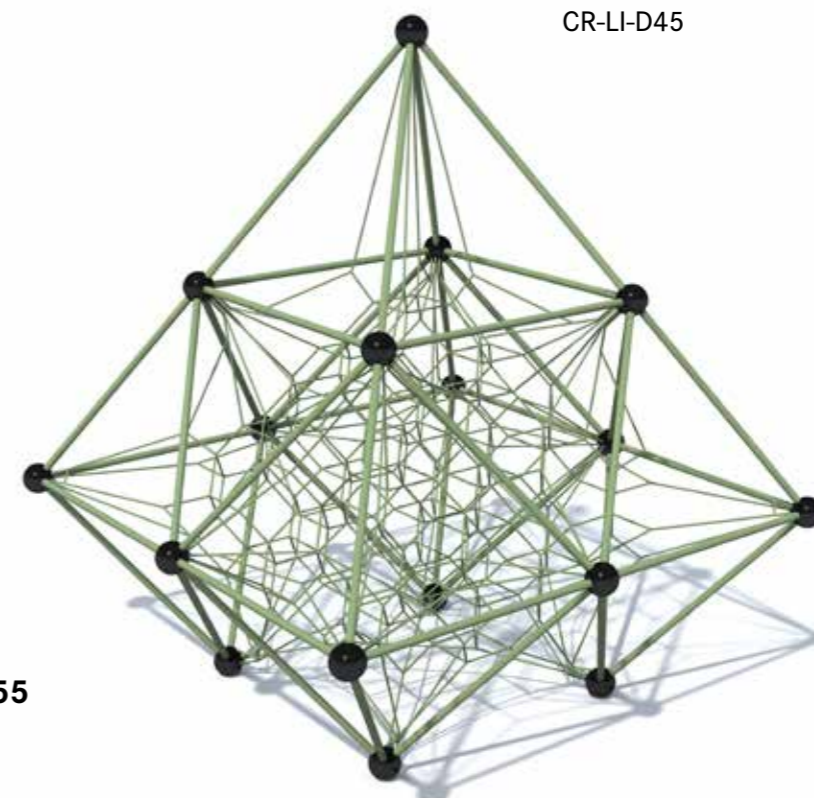
**DIAMANTO 45**  
CR-LI-D45



**PINTO 50**  
CR-LI-P50










**PINTO 55**  
CR-LI-P55


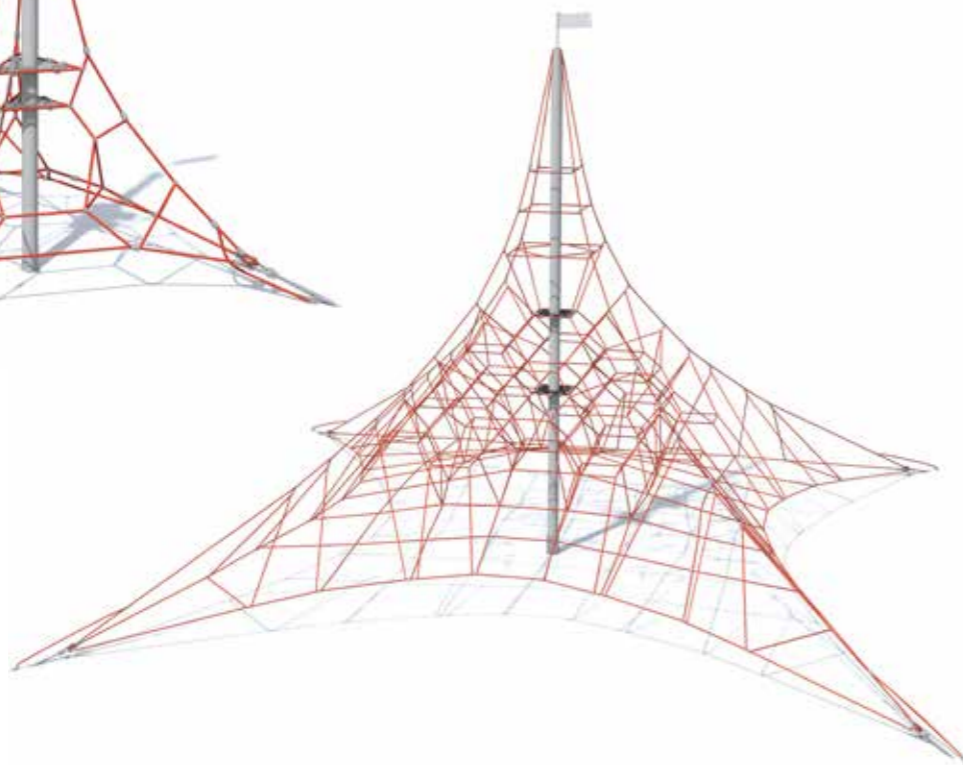
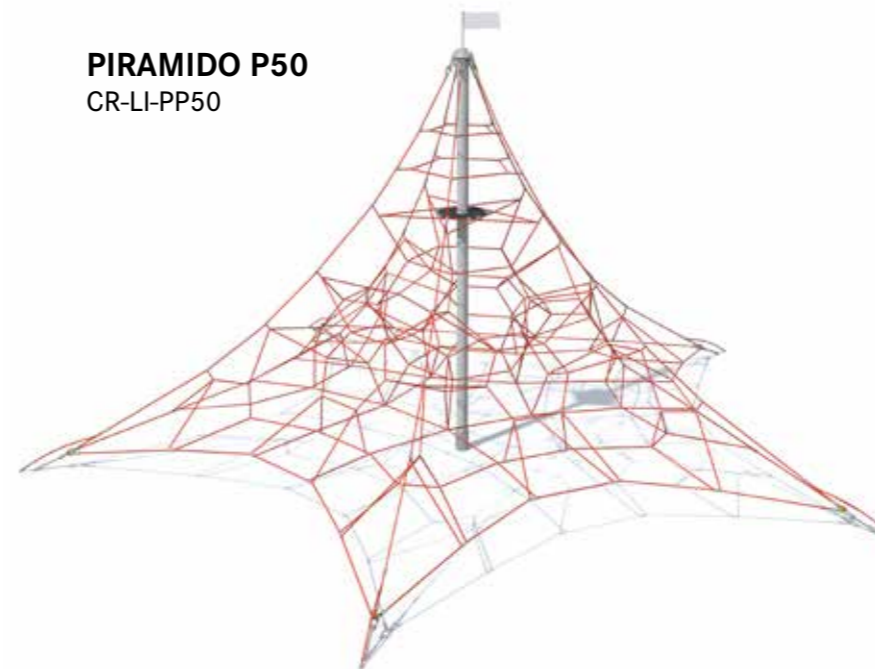



**DIAMANTO 55**  
CR-LI-D55

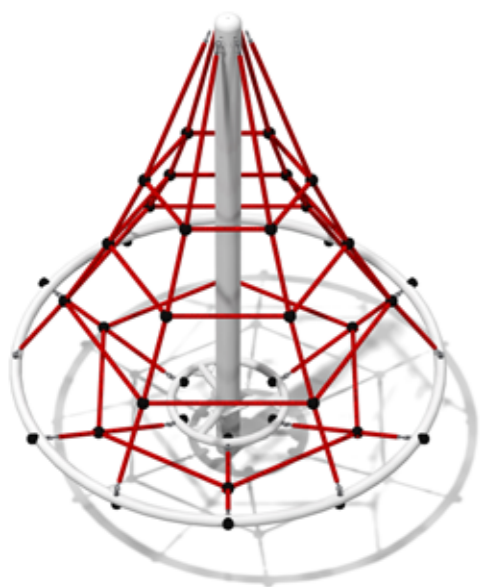


|                    |           |  |  |  |  |  |  |  |
|--------------------|-----------|---|---|---|---|--|---|---|
| <b>PINTO 30</b>    | CR-LI-P30 | 3,40 x 3,40 x 3,00  | 6,83 x 6,83   | 1,82  | 3+  | 22   |   |   |
| <b>PINTO 40</b>    | CR-LI-P40 | 3,85 x 3,85 x 4,00  | 7,25 x 7,25   | 1,82  | 3+  | 22   |   |   |
| <b>PINTO 50</b>    | CR-LI-P50 | 5,90 x 5,90 x 5,00  | 9,15 x 9,15   | 2,04  | 3+  | 42   |   |   |
| <b>PINTO 55</b>    | CR-LI-P55 | 5,90 x 5,90 x 5,50  | 9,75 x 9,75   | 2,61  | 3+  | 43   |   |   |
| <b>DIAMANTO 35</b> | CR-LI-D35 | 4,70 x 4,70 x 3,50  | 8,30 x 8,30   | 1,92  | 3+  | 49   |   |   |
| <b>DIAMANTO 45</b> | CR-LI-D45 | 4,70 x 4,70 x 4,50  | 8,15 x 8,15   | 1,82  | 3+  | 54   |   |   |
| <b>DIAMANTO 55</b> | CR-LI-D55 | 4,70 x 4,70 x 5,50  | 8,15 x 8,15   | 1,82  | 3+  | 56   |   |   |

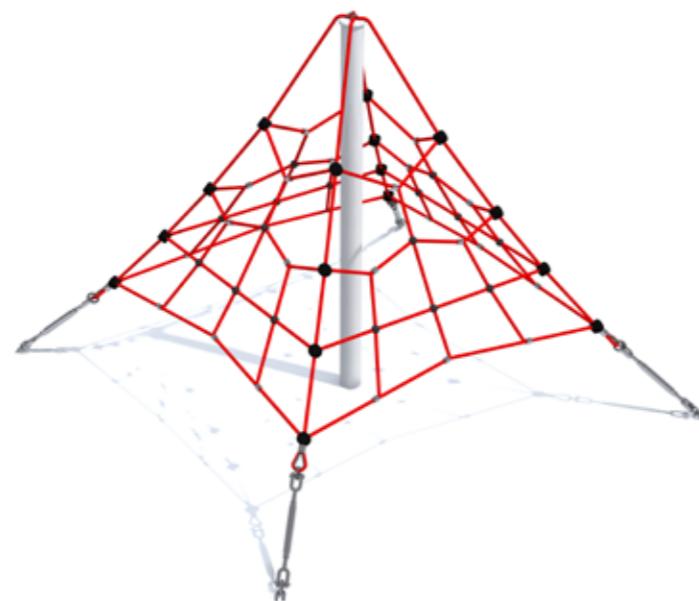


**PIRAMIDO T35**  
 CR-LI-PT35

**PIRAMIDO Q85**  
 CR-LI-PQ85

**PIRAMIDO P50**  
 CR-LI-PP50

**PIRAMIDO S85**  
 CR-LI-PS85


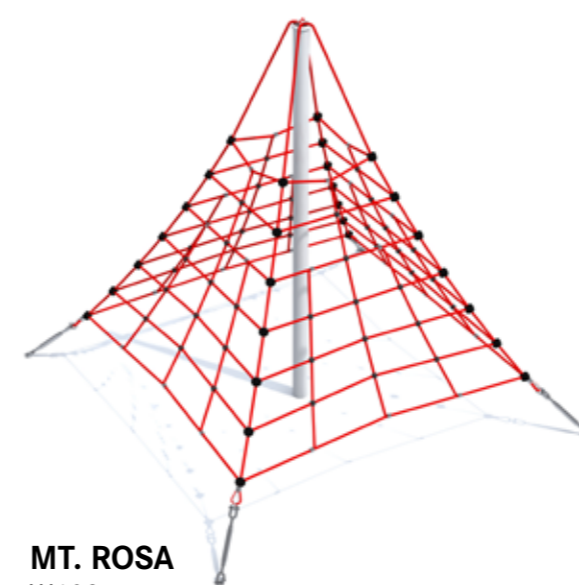
| Model         | Code       | Dimensions (L x W x H) | Base Dimensions (L x W) | Height (m) | Age Suitability | Area (m²) |
|---------------|------------|------------------------|-------------------------|------------|-----------------|-----------|
| PIRAMIDO T 35 | CR-LI-PT35 | 2,65 x 2,30 x 3,50     | 5,65 x 5,30             | 0,30       | 3+              | 13        |
| PIRAMIDO Q 35 | CR-LI-PQ35 | 2,80 x 2,80 x 3,50     | 5,80 x 5,80             | 0,29       | 3+              | 12        |
| PIRAMIDO Q 40 | CR-LI-PQ40 | 5,75 x 5,75 x 4,00     | 8,75 x 8,75             | 0,69       | 3+              | 28        |
| PIRAMIDO Q 45 | CR-LI-PQ45 | 5,75 x 5,75 x 4,50     | 8,75 x 8,75             | 0,69       | 3+              | 29        |
| PIRAMIDO Q 55 | CR-LI-PQ55 | 6,95 x 6,95 x 5,50     | 9,95 x 9,95             | 0,61       | 3+              | 42        |
| PIRAMIDO Q 65 | CR-LI-PQ65 | 7,70 x 7,70 x 6,50     | 10,70 x 10,70           | 1,09       | 3+              | 48        |
| PIRAMIDO Q 75 | CR-LI-PQ75 | 10,75 x 10,75 x 7,50   | 13,75 x 13,75           | 1,22       | 3+              | 140       |
| PIRAMIDO Q 85 | CR-LI-PQ85 | 10,75 x 10,75 x 8,50   | 13,75 x 13,75           | 1,22       | 3+              | 140       |
| PIRAMIDO P 50 | CR-LI-PP50 | 6,90 x 6,55 x 5,00     | 9,90 x 9,55             | 1,20       | 3+              | 13        |
| PIRAMIDO P 65 | CR-LI-PP65 | 11,00 x 10,50 x 6,50   | 14,00 x 13,50           | 0,48       | 3+              | 22        |
| PIRAMIDO S 55 | CR-LI-PS55 | 7,80 x 6,75 x 5,50     | 10,80 x 9,75            | 0,75       | 3+              | 40        |
| PIRAMIDO S 65 | CR-LI-PS65 | 11,80 x 10,20 x 6,50   | 14,80 x 13,20           | 0,49       | 3+              | 46        |
| PIRAMIDO S 85 | CR-LI-PS85 | 11,80 x 10,20 x 8,50   | 14,80 x 13,20           | 0,49       | 3+              | 52        |



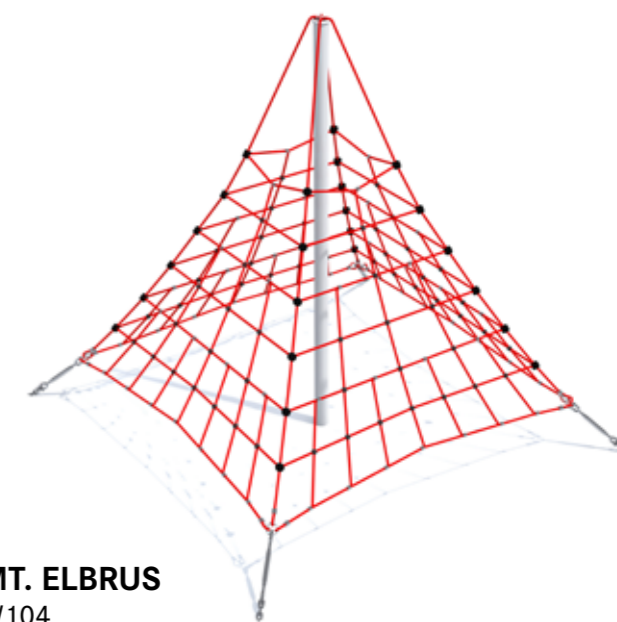
**MT. ASTER**  
GM0701-T



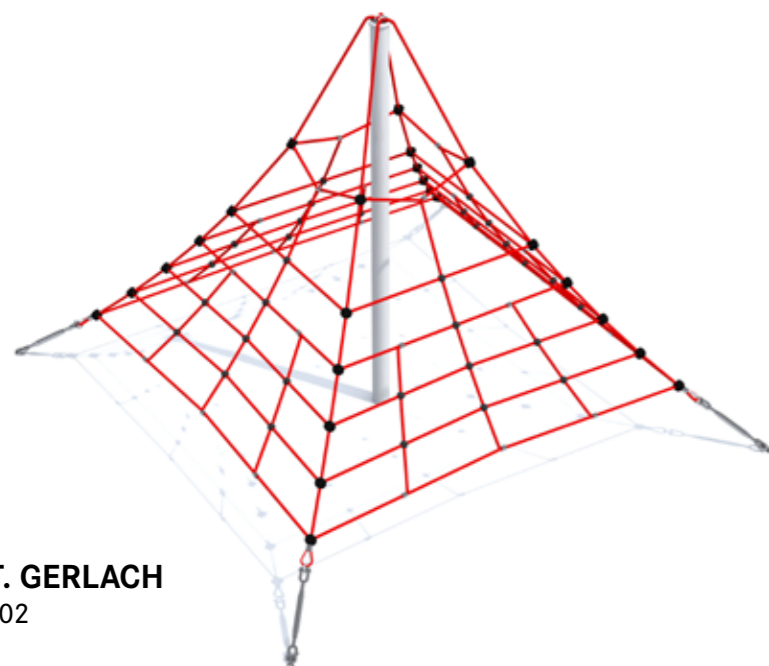
**MT. MNICH**  
W101



**MT. ROSA**  
W103




**MT. ELBRUS**  
W104



**MT. GERLACH**  
W102



**MT. RYSY**  
W105



| <b>MT. ASTER</b>   | GM0701-T | 1,58 x 1,58 x 2,00 | 4,58 x 4,58  | 1,33 | 3+ | 4  |
|--------------------|----------|--------------------|--------------|------|----|----|
| <b>MT. MNICH</b>   | W101     | 2,60 x 2,60 x 2,00 | 4,80 x 4,80  | 1,50 | 3+ | 4  |
| <b>MT. GERLACH</b> | W102     | 3,60 x 3,60 x 2,70 | 5,60 x 5,60  | 1,90 | 3+ | 8  |
| <b>MT. ROSA</b>    | W103     | 3,10 x 3,10 x 3,00 | 5,30 x 5,30  | 2,10 | 3+ | 12 |
| <b>MT. ELBRUS</b>  | W104     | 3,60 x 3,60 x 3,50 | 5,80 x 5,80  | 2,55 | 3+ | 16 |
| <b>MT. RYSY</b>    | W105     | 8,00 x 4,00 x 3,00 | 11,00 x 7,00 | 3,00 | 3+ | 10 |





integrado

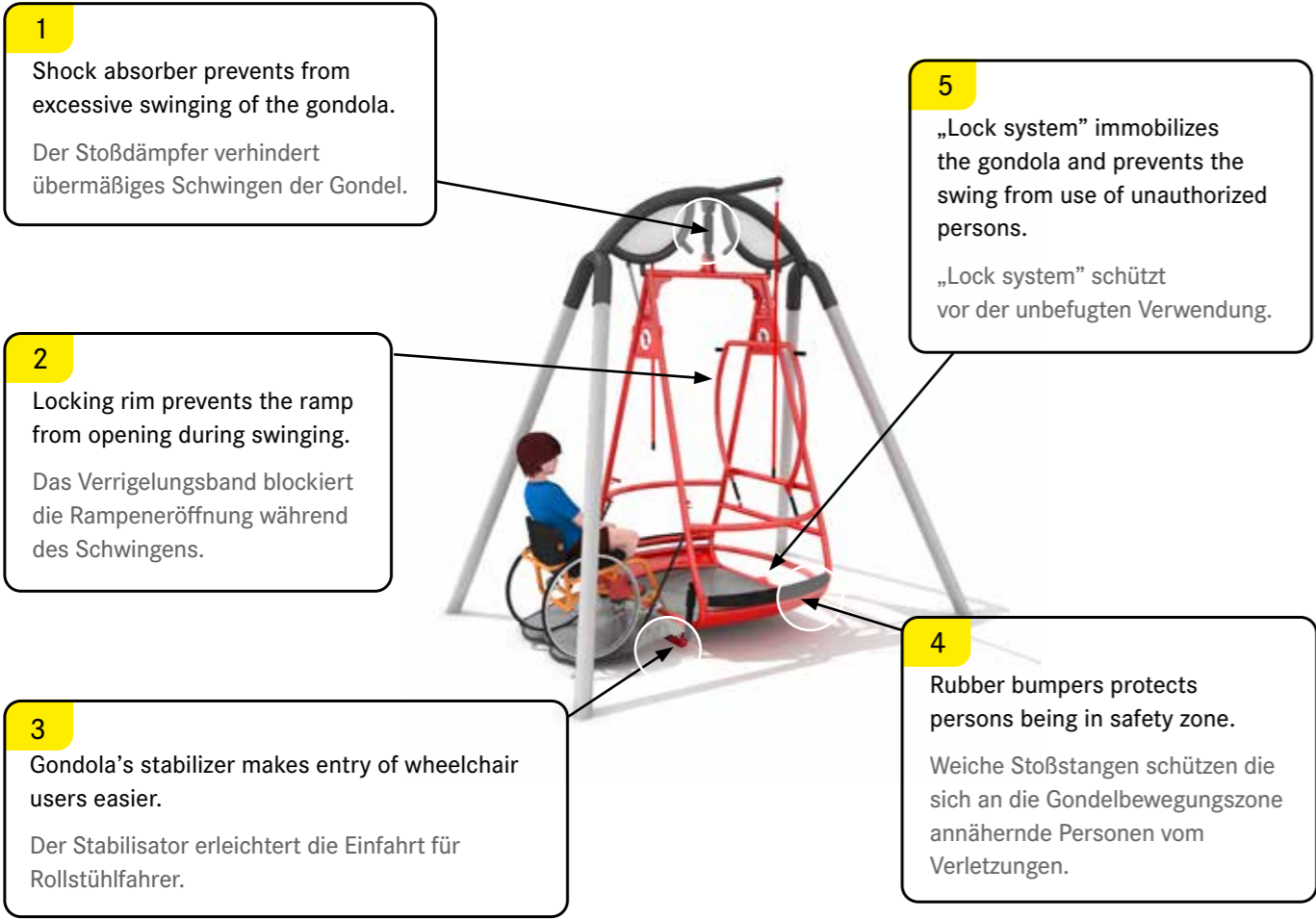


**SAFETY SYSTEM**

1 — 2 — 3 — 4 — 5

Swing | Schaukel

**SATURN**



Skid-shaped gondola's stabilizer making easier entry for wheelchair

Das Stabilisierungsgestell für die Rollstuhlfahrer.



„Lock system“ immobilizes the gondola and prevents the swing from use of unauthorized persons.

„Lock system“ der vor der unbefugten Schaukelbenutzung schützt.



**SATURN**  
GM1611



**SATURN XXL**  
GM1612



For electric wheelchair  
Für elektrischen Rollstuhl



| <b>SATURN</b>     | GM1611 | 1,89 x 2,87 x 2,66 | 7,00 x 2,55 | 1,13 | 1+ | 1 |
|-------------------|--------|--------------------|-------------|------|----|---|
| <b>SATURN XXL</b> | GM1612 | 1,98 x 3,70 x 2,71 | 7,00 x 3,00 | 1,13 | 1+ | 1 |

1

When the gates are opened the roundabout is immobilized. Rotation is only possible if all gates are closed.

Wenn die Pforten geöffnet sind, ist das Karussell blockiert und dreht sich nicht. Das Drehen ist erst möglich, wenn alle Tore geschlossen sind.

2

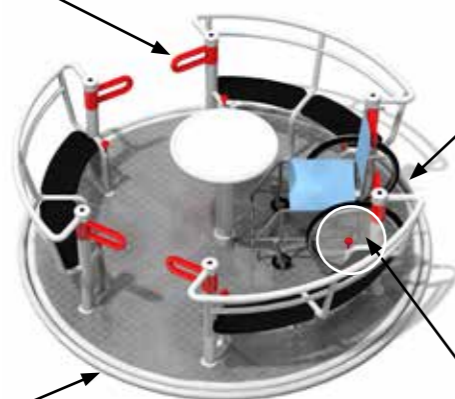
The centrifugal brake prevents the roundabout from rotating too quickly.

Eine Fliehkraftbremse verhindert zu schnelle Drehung.

## SAFETY SYSTEM

1 — 2 — 3 — 4

Inclusive roundabout | Inklusive Karussell

**YUGO**

4

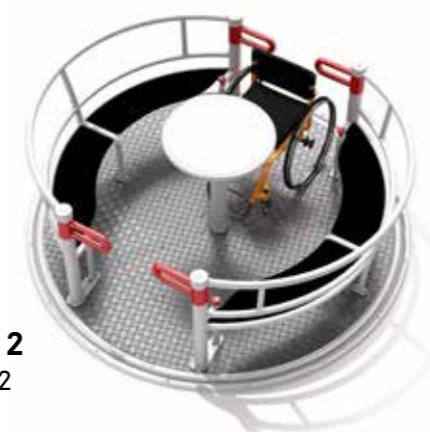
Opening the gate while the roundabout rotates causes the device to slow down and stop.

Das Öffnen der Pforten während sich das Karussell dreht, verursacht eine automatische Ausbremsung bis zum Anhalten.

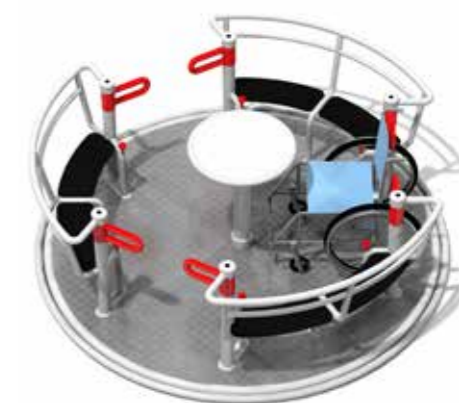
3

Turning the handle allows to open the gate.

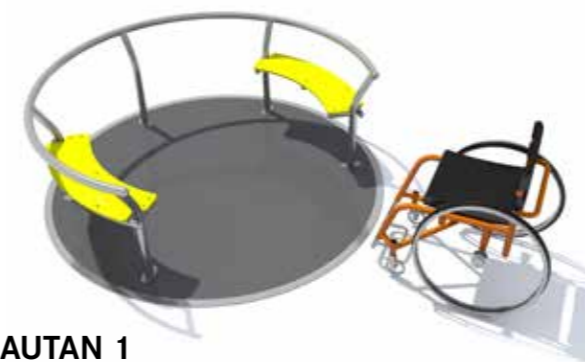
Das Tor öffnet sich, wenn die Knöpfe gedreht werden.



**YUGO 2**  
GM0622



**YUGO 3**  
GM0621



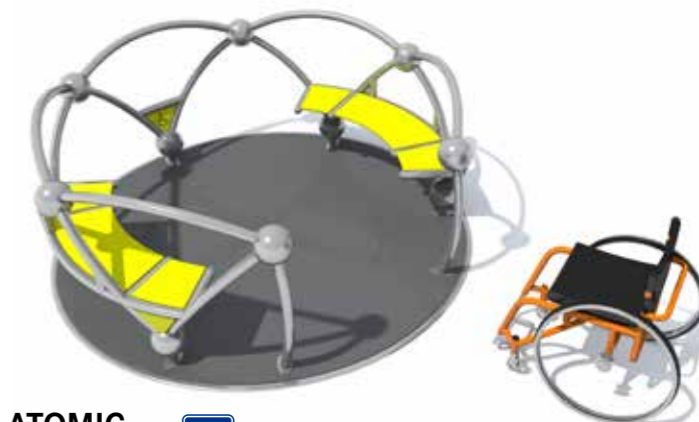
**AUTAN 1**  
IS-IN-101



**AUTAN 2**  
IS-IN-102











**AUTAN 3**  
IS-IN-103



**ATOMIC**  
IS-IN-111



|                |           |  |  |  |  |  |  |  |
|----------------|-----------|---|---|---|---|---|---|---|
| <b>YUGO 2</b>  | GM0622    | 2,20 x 2,20 x 0,79  |   | 6,20 x 6,20   |   | 1,00  | 3+  | 6   |
| <b>YUGO 3</b>  | GM0621    | 2,47 x 2,47 x 0,79  |   | 6,47 x 6,47   |   | 1,00  | 3+  | 9   |
| <b>AUTAN 1</b> | IS-IN-101 | 1,89 x 1,89 x 0,63  |   | 5,89 x 5,89   |   | 1,00  | 3+  | 5   |
| <b>AUTAN 2</b> | IS-IN-102 | 2,13 x 2,13 x 0,71  |   | 6,14 x 6,14   |   | 1,00  | 3+  | 5   |
| <b>AUTAN 3</b> | IS-IN-103 | 2,14 x 2,14 x 1,00  |   | 6,14 x 6,14   |   | 1,00  | 3+  | 4   |
| <b>ATOMIC</b>  | IS-IN-111 | 2,14 x 2,14 x 0,83  |   | 6,14 x 6,14   |   | 1,00  | 3+  | 9   |



**ORTA-I 150 x 250**  
MA-SA-43-I



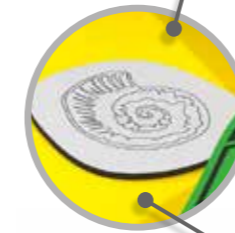
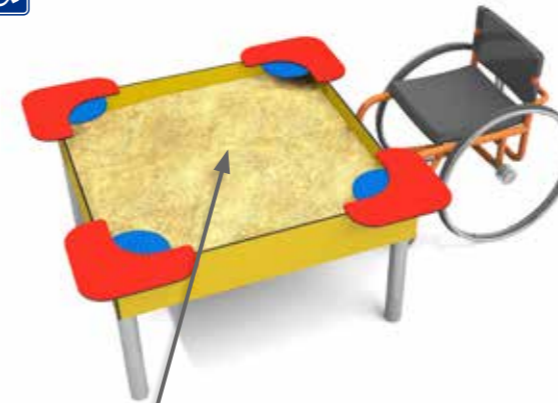
**FESTO MINI LUMO**  
IS-MM-001



**FESTO LUMO**  
IS-MM-002

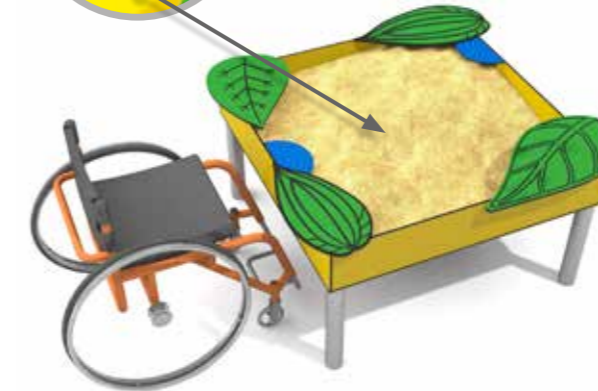


**SOMERO 1**  
CT-IN-01



Find the fossil at the bottom of the sandbox.


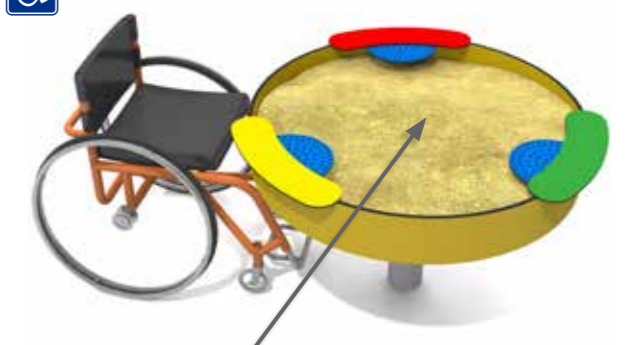
Finde das Fossil am Boden des Sandkastens.



**SOMERO 2**  
CT-IN-02



**SOMERO 3**  
CT-IN-03



Find the fossil at the bottom of the sandbox.

Finde das Fossil am Boden des Sandkastens.



**SOMERO 4**  
CT-IN-04



| <b>ORTA-I 150 X 200</b> | MA-SA-41-I | 1,50 x 2,00        | 4,00 x 4,25 | 0,90 | 3+ | 1 |
|-------------------------|------------|--------------------|-------------|------|----|---|
| <b>ORTA-I 150 X 250</b> | MA-SA-43-I | 1,50 x 2,50        | 5,00 x 5,75 | 0,90 | 3+ | 2 |
| <b>ORTA-I 150 X 300</b> | MA-SA-46-I | 1,50 x 3,00        | 5,00 x 6,25 | 0,90 | 3+ | 2 |
| <b>ORTA-I 150 X 500</b> | MA-SA-47-I | 1,50 x 5,00        | 5,00 x 8,25 | 0,90 | 3+ | 4 |
| <b>FESTO MINI LUMO</b>  | IS-MM-001  | 1,42 x 1,50 x 0,59 | 4,50 x 4,42 | 0,59 | 3+ | 6 |
| <b>FESTO LUMO</b>       | IS-MM-002  | 2,00 x 2,00 x 0,80 | 5,00 x 5,00 | 0,8  | 3+ | 8 |



| <b>SOMERO 1</b> | CT-IN-01 | 1,20 x 1,18 x 0,95 | 4,20 x 4,18 | - | 3+ | 4 |
|-----------------|----------|--------------------|-------------|---|----|---|
| <b>SOMERO 2</b> | CT-IN-02 | 1,17 x 1,14 x 0,95 | 4,17 x 4,14 | - | 3+ | 4 |
| <b>SOMERO 3</b> | CT-IN-03 | 1,40 x 1,40 x 0,95 | 4,40 x 4,40 | - | 3+ | 3 |
| <b>SOMERO 4</b> | CT-IN-04 | 1,21 x 1,21 x 0,95 | 4,21 x 4,21 | - | 3+ | 3 |



**KOTO 1A**  
CT-IN-05



**KOTO 1B**  
CT-IN-06



Mix sand  
Gib dem Sand



with water  
das Wasser zu



and play with it.  
und spiele damit.



**KOTO 3A**  
CT-IN-09



**KOTO 3B**  
CT-IN-10



Mix sand  
Gib dem Sand



with water  
das Wasser zu



and play with it.  
und spiele damit.



**KOTO 2A**  
CT-IN-07



**KOTO 2B**  
CT-IN-08



**KOTO 4A**  
CT-IN-11



**KOTO 4B**  
CT-IN-12



| KOTO 1A | CT-IN-05 | 1,19 x 1,18 x 0,95 | 4,19 x 4,18 | - | 3+ | 4 |
|---------|----------|--------------------|-------------|---|----|---|
| KOTO 1B | CT-IN-06 | 1,26 x 1,22 x 0,95 | 4,26 x 4,22 | - | 3+ | 4 |
| KOTO 2A | CT-IN-07 | 2,19 x 1,18 x 0,95 | 5,19 x 4,18 | - | 3+ | 6 |
| KOTO 2B | CT-IN-08 | 2,20 x 1,25 x 0,95 | 5,20 x 4,25 | - | 3+ | 6 |
| KOTO 3A | CT-IN-09 | 3,20 x 1,18 x 0,95 | 6,20 x 4,18 | - | 3+ | 8 |
| KOTO 3B | CT-IN-10 | 3,19 x 1,30 x 0,90 | 6,19 x 4,30 | - | 3+ | 8 |
| KOTO 4A | CT-IN-11 | 2,19 x 2,18 x 0,95 | 5,19 x 5,18 | - | 3+ | 8 |
| KOTO 4B | CT-IN-12 | 2,34 x 2,31 x 0,95 | 5,34 x 5,31 | - | 3+ | 8 |



**POGO**  
K305



**MERCURY**  
IS-IN-302



**DIGO-I**  
KS-IN-01



**LIBELO**  
IS-IN-201



**MIKSI 1**  
IS-IN-301S



**STANDING FRAME 2**  
GK-IN-303



| <b>POGO</b>             | K305       | 3,47 x 0,75 x 2,77 | 2,16 x 7,80 | 1,30 | 1+ | 2 |
|-------------------------|------------|--------------------|-------------|------|----|---|
| <b>MERCURY</b>          | IS-IN-302  | 2,65 x 1,84 x 2,29 | 1,75 x 7,35 | 1,34 | 1+ | 1 |
| <b>MIKSI 1</b>          | IS-IN-301S | 7,54 x 2,25 x 2,52 | 6,89 x 7,80 | 1,30 | 3+ | 4 |
| <b>DIGO-I</b>           | KS-IN-01   | 1,12 x 0,38 x 0,88 | 5,20 x 5,20 | 1,00 | 3+ | 1 |
| <b>LIBELO</b>           | IS-IN-201  | 2,38 x 0,71 x 1,31 | 5,38 x 3,71 | 0,98 | 3+ | 3 |
| <b>STANDING FRAME 2</b> | GK-IN-303  | 2,43 x 2,06 x 2,10 | 5,43 x 5,06 | 1,97 | 6+ | 4 |
| <b>STANDING FRAME 1</b> | GK-IN-302  | 0,87 x 0,08 x 2,10 | 3,87 x 3,08 | 1,97 | 6+ | 1 |



**KAJO 1**  
K1001



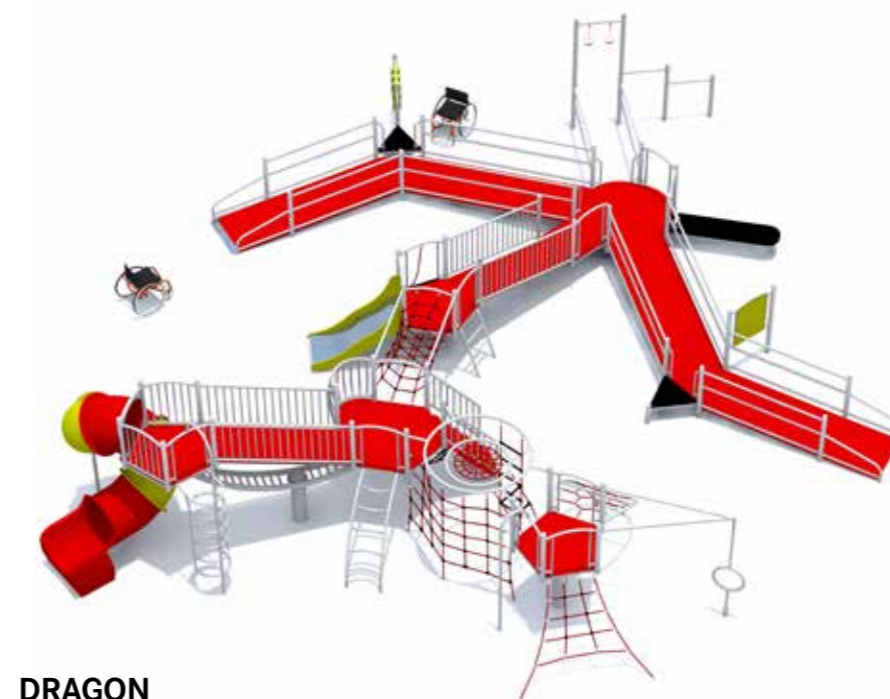
**KAJO 3**  
K1003



**KAJO 2**  
K1002










**CENTAUR**  
GK-IN-495503



**DRAGON**  
GK-IN-495506

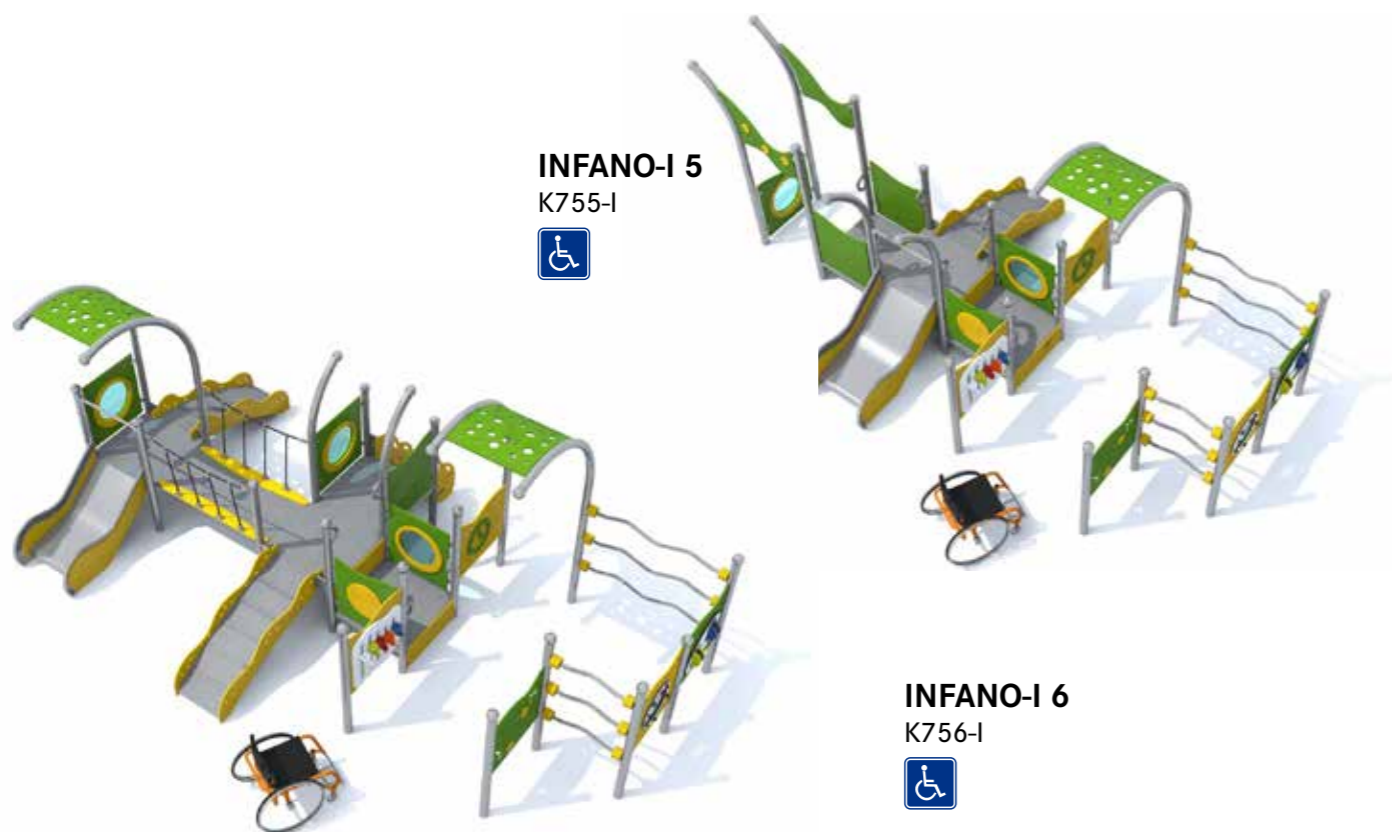


|         |              |  |  |  |  |  |  |  |
|---------|--------------|---|---|---|---|--|---|---|
| KAJO 1  | K1001        | 6,36 x 3,22 x 2,25  |   | 9,36 x 6,22   |   | 0,55   | 3+  | 11  |
| KAJO 2  | K1002        | 8,91 x 6,39 x 2,25  |   | 11,82 x 9,38  |   | 0,55   | 3+  | 14  |
| KAJO 3  | K1003        | 6,36 x 6,91 x 2,24  |   | 9,91 x 9,36   |   | 0,59   | 3+  | 16  |
| CENTAUR | GK-IN-495503 | 9,17 x 7,37 x 2,30  |   | 10,49 x 12,46   |   | 1,20   | 3+  | 21  |
| DRAGON  | GK-IN-495506 | 14,61 x 11,99 x 3,16  |   | 18,14 x 15,20   |   | 2,00   | 3+  | 37  |

**INFANO-I 4**  
K754-I



**INFANO-I 5**  
K755-I



**INFANO-I 6**  
K756-I



**DOMETO-I 1-1**  
K511-I



**DOMETO-I 2-2**  
K522-I



**DOMETO-I 2-3**  
K523-I



| INFANO-I 4   | K754-I | 6,07 x 2,84 x 2,49 | 9,07 x 6,34  | 0,59 | 1+ | 9  |  |
|--------------|--------|--------------------|--------------|------|----|----|--|
| INFANO-I 5   | K755-I | 6,07 x 3,59 x 2,49 | 9,07 x 6,89  | 0,59 | 1+ | 11 |  |
| INFANO-I 6   | K756-I | 5,92 x 3,39 x 2,25 | 8,92 x 6,89  | 0,59 | 1+ | 11 |  |
| DOMETO-I 1-1 | K511-I | 4,86 x 4,23 x 2,40 | 7,85 x 7,23  | 0,90 | 3+ | 10 |  |
| DOMETO-I 2-2 | K522-I | 6,75 x 5,37 x 2,80 | 9,75 x 8,87  | 0,90 | 3+ | 16 |  |
| DOMETO-I 2-3 | K523-I | 7,82 x 5,37 x 2,80 | 10,82 x 8,87 | 0,90 | 3+ | 16 |  |







**DOMETO-I 1-2**  
K512-I



**DOMETO-I 3-1**  
K531-I




**DOMETO-I 4-1**  
K541-I



**DOMO-I 1-2**  
K612-I










**DOMO-I 2-1**  
K621-I



**DOMO-I 2-4**  
K624-I



|              |  |  |  |  |  |  |  |
|--------------|---|---|---|---|--|---|---|
| DOMETO-I 1-2 | K512-I  | 4,86 x 4,23 x 2,80  | 7,85 x 7,23   | 0,90  | 3+   | 11  |   |
| DOMETO-I 3-1 | K531-I  | 7,82 x 5,60 x 2,80  | 10,82 x 9,10  | 0,90  | 3+   | 18  |   |
| DOMETO-I 4-1 | K541-I  | 8,45 x 7,55 x 2,80  | 11,45 x 11,05   | 0,90  | 3+   | 21  |   |
| DOMO-I 1-2   | K612-I  | 7,14 x 6,65 x 3,73  | 10,32 x 10,38   | 2,50  | 6+   | 19  |   |
| DOMO-I 2-1   | K621-I  | 8,02 x 7,56 x 3,73  | 11,52 x 10,56   | 2,50  | 6+   | 22  |   |
| DOMO-I 2-4   | K624-I  | 9.20 x 9.13 x 3.73  | 12.42 x 12.63   | 2,50  | 6+   | 22  |   |



**DOMO-I 4-1**

K641-I



**DOMO-I 2-2**

K622-I



| DOMO-I 4-1 | K641-I | 10.55 x 9.73 x 3.73 | 14.05 x 13.23 | 2,50 | 6+ | 31 |  |
|------------|--------|---------------------|---------------|------|----|----|--|
| DOMO-I 2-2 | K622-I | 8,44 x 8,92 x 3,73  | 11,44 x 12,42 | 2,50 | 6+ | 20 |  |

Music boards - electronic | Musiktafeln - elektronisch



**SONO 1A**  
FR-IN-01




**SONO 3A**  
FR-IN-02

Music boards - acoustic | Musiktafeln - akustisch



**AKUSTIKO 1**  
FR-IN-03



**AKUSTIKO 2**  
FR-IN-04



**AKUSTIKO 3**  
FR-IN-05

| SONO     |  |  | 0,90 x 0,10 x 1,25 | 3,90 x 3,10 | - | 3+ | 1 |
|----------|--|--|--------------------|-------------|---|----|---|
| AKUSTICO |  |  | 0,90 x 0,10 x 1,25 | 3,90 x 3,10 | - | 3+ | 1 |
| SENSA    |  |  | 0,90 x 0,10 x 1,25 | 3,90 x 3,10 | - | 3+ | 1 |

Sensory boards | Sensorische Tafeln



**SENSA 1**  
FR-IN-06



**SENSA 2**  
FR-IN-07



**SENSA 3**  
FR-IN-08



**SENSA 4**  
FR-IN-09




**SENSA 5**  
FR-IN-10



**SENSA 6**  
FR-IN-11

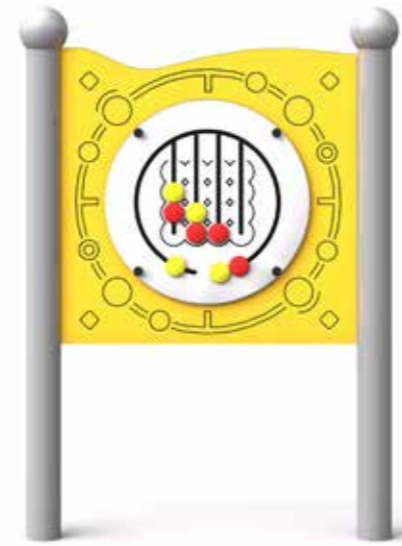


**SENSA 7**  
FR-IN-12





**SENSA 8**  
FR-IN-13



**SENSA 9**  
FR-IN-14

**SENSA 10**  
FR-IN-15



**SENSA 11**  
FR-IN-16



**EDITO 1**  
K811

**EDITO 2**  
K812

**EDITO 3**  
K813

**EDITO 4**  
K814



|                    |                    |             |   |    |   |
|--------------------|--------------------|-------------|---|----|---|
| <b>SENSA</b>       | 0,90 x 0,10 x 1,25 | 3,90 x 3,10 | - | 3+ | 1 |
| <b>EDITO SMALL</b> | 0,90 x 0,10 x 1,25 | 3,90 x 3,10 | - | 3+ | 1 |



**EDITO 5**  
IS-TA-101



**EDITO 6**  
IS-TA-102



**EDITO 14**  
IS-TA-110



**EDITO 15**  
IS-TA-111



**EDITO 16**  
IS-TA-112



**EDITO 7**  
IS-TA-103



**EDITO 8**  
IS-TA-104



**EDITO 9**  
IS-TA-105



**EDITO 17**  
IS-TA-201



**EDITO 18**  
IS-TA-202



**EDITO 19**  
IS-TA-203



**EDITO 20**  
IS-TA-204




**EDITO 10**  
IS-TA-106



**EDITO 11**  
IS-TA-107



**EDITO 12**  
IS-TA-108



**EDITO 13**  
IS-TA-109



| <b>EDITO SMALL</b>   |  |  | 0,90 x 0,10 x 1,25 | 3,90 x 3,10 | - | 3+ | 1 |
|----------------------|--|--|--------------------|-------------|---|----|---|
| <b>EDITO MIRRORS</b> |  |  | 0,78 x 0,10 x 1,50 | 3,78 x 3,10 | - | 3+ | 2 |
| <b>EDITO BIG</b>     |  |  | 1,65 x 0,10 x 1,25 | 4,65 x 3,10 | - | 3+ | 2 |




**EDITO 21**  
IS-TA-205



**EDITO 22**  
IS-TA-206



**EDITO 23**  
IS-TA-207



**EDITO 24**  
IS-TA-208



**EDITO 25**  
IS-TA-209




**EDITO 26**  
IS-TA-210



**EDITO 27**  
IS-TA-113



**EDITO 29**  
S-TA-212



**PARO 1**  
FR-IN-17



**PARO 2**  
FR-IN-18



**PARO 3**  
FR-IN-19



**PARO 4**  
FR-IN-20



**PARO 5**  
FR-IN-21



**PARO 6**  
FR-IN-22



**PARO 7**  
FR-IN-23



**PARO 8**  
FR-IN-24



|                    | 0,90 x 0,10 x 2,22 | 3,90 x 3,10 | - | 3+ | 2 |
|--------------------|--------------------|-------------|---|----|---|
| <b>EDITO HIGH</b>  | 0,90 x 0,10 x 2,22 | 3,90 x 3,10 | - | 3+ | 2 |
| <b>EDITO BIG</b>   | 1,65 x 0,10 x 1,25 | 4,65 x 3,10 | - | 3+ | 2 |
| <b>EDITO SHOPS</b> | 0,90 x 0,10 x 1,25 | 3,90 x 3,10 | - | 3+ | 2 |
| <b>PARO</b>        | 1,65 x 0,10 x 1,25 | 4,65 x 3,10 | - | 3+ | 2 |



**PARO 9**  
FR-IN-25



**PARO 10**  
FR-IN-26



**PARO 11**  
FR-IN-27



**PARO 12**  
FR-IN-28



**PARO 13**  
FR-IN-29



**MUTAJ 3A**  
FR-IN-30



**MUTAJ 3B**  
FR-IN-31



**MUTAJ 4A**  
FR-IN-32



**MUTAJ 4B**  
FR-IN-33



| PARO    |  |  | 1,65 x 0,10 x 1,25 | 4,65 x 3,10 | - | 3+ | 2 |
|---------|--|--|--------------------|-------------|---|----|---|
| MUTAJ 3 |  |  | 1,16 x 1,33 x 1,50 | 4,16 x 4,33 | - | 3+ | 3 |
| MUTAJ 4 |  |  | 1,54 x 1,54 x 1,50 | 4,54 x 4,54 | - | 3+ | 4 |





## Trampoline construction | Konstruktion des Trampolins

**Construction | Konstruktion**

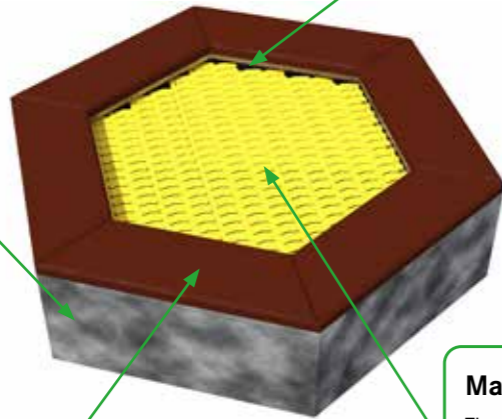
The body of the trampoline is shaped like a chest. It is made of thick welded sheet metal, which provides stability and durability of the trampoline.

Die Konstruktion des Trampolins besteht aus einem geschweißtem, verzinktem Stahlrahmen. Das gewährleistet die richtige Stabilisierung und gewünschte Lebensdauer des Trampolins.

**Springs | Federn**

Springs are very durable and allow jumping by bending the mat. They have been made to last for years in public facilities.

Die hochwertige Feder ermöglichen sanftes Springen, ohne ungewünschten Geräuschen. Die Feder wurden so konzipiert, dass sie für den langjährigen Einsatz in den öffentlichen Bereichen geeignet sind.

**Elastic collar | Fallschutzumrandung**

Provides security to user and protects against falling outside the jumping area.

Die integrierte, weiche Umrandung sorgt für die Sicherheit der Nutzer. Sie schützt vor den Verletzungen beim Herausfallen aus der Sprungfläche.

**Mat | Sprungmatte**

The jumping mat is made of very durable lamellas threaded on steel cables. The lamellas have been designed to be durable and reliable, their specific surface prevents slipping.

Die Sprungmatte wird aus langlebigen und wetterfesten Lamellen gefertigt, die auf Stahldrähten aufgefädelt sind. Die Lamellenform verhindert das Brechen. Ihre spezifische Oberfläche schützt vor dem Verrutschen.



Non-slip surface.


Rutschfeste Oberfläche.

The wide lamella wings provide greater comfort when jumping.

Die breiten Lamellenflügel sorgen für besseren Komfort beim Springen.

Very durable, thick and strong bushings with high resistance for exploitation.

Dicke, sehr starke und langlebige Buchsen mit hoher Verschleißfestigkeit.



The lamellas are extremely durable thanks to specially designed reinforcements.

Die Lamellen sind dank speziell entwickelter Verstärkungen extrem langlebig.

Thanks to the unique shape of the lamellas, the space between them has been reduced to only 7 mm. This prevents small items such as keys or cell phones from falling inside the trampoline.

Dank der einzigartigen Form der Lamellen wurde der Innenabstand auf nur 7 mm reduziert. Dadurch wird verhindert, dass kleine Dinge wie Schlüssel oder Handys in das Trampolin fallen.

## Trampoline construction | Konstruktion des Trampolins

**Construction | Konstruktion**

The Trampoline body is embedded directly in the ground. It is very stable and durable due to anti corrosion protection by hot - dip galvanizing.

Das Trampolin wird als ein Element in den Boden eingesetzt. Seine solide Konstruktion und Langlebigkeit verdankt es der Feuerverzinkung.

**Safe surface | Sicherheitsbereich**

There should be a safe surface around the trampoline to protect children from falls.

Um das Trampolin herum sollte ein sicherer Bodenbelag vorhanden sein, der die Kinder vor Sturzfolgen schützt.

**Hardened ground | Befestigter Untergrund**

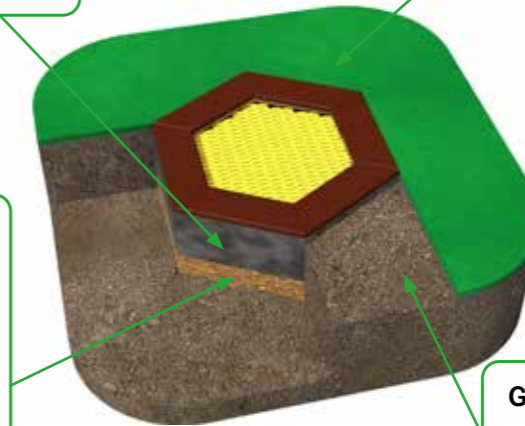
The trampoline is directly mounted on the hardened and levelled ground, which needs to be permeable to water.

Das Trampolin soll direkt auf den befestigten, stabilen Untergrund gesetzt werden. Der Untergrund muss wasserdurchlässig sein.

**Ground | Boden**

The trampoline is installed in the ground at a depth of 40 cm.

Das Trampolin soll in eine Grubentiefe von 40 cm eingesetzt werden.




## Cleaning the inside of the trampoline | Reinigung des Inneraums

**Variant I - removing the mat****Variante I - Entfernung der Sprungmatte**

To clean the trampoline you need to remove part of the jumping mat. Removing the mat is simple and involves sliding the rope shackles from the springs located along the perimeter of the body of the trampoline.

Um das Trampolin zu reinigen, muss man ein Teil der Sprungmatte entfernen. Um die Sprungmatte zu entfernen, sollen die Seilschäkel von den Federn weggeschoben werden. Die Federn befinden sich auf dem Umfang der Konstruktion.

**Variant II - opening the cover****Variante II - Eröffnung des Hebedeckels**

Once you open the cover of the trampoline, you can simply clean its inside.


Das Trampolin kann auch durch die einfache Eröffnung von Hebedeckels gereinigt werden.



The colours of the lamellas | Lamellenfarben




Patterns on the jumping mat | Sprungmattenmotive



Elastic collar colours | Farben Umrandungsfarben

SBR




EPDM



DESIGN YOUR TRAMPOLINE | GESTALTEN SIE IHR TRAMPOLIN

Create your own unique trampoline - choose a color, pattern, shape and size.  
Erstellen Sie Ihr eigenes einzigartiges Trampolin - wählen Sie Farbe, Muster, Form und Größe aus.



# TRAMPOLINE

## DESIGN STUDIO

Create your unique design on the trampoline. Based on your project, we will make a trampoline for you.

Erstellen Sie Ihr einzigartiges Design für das Trampolin. Basierend auf Ihrem Projekt werden wir ein Trampolin für Sie anfertigen.



Choose trampoline parameters (shape, size, collar color)

Wählen Sie die Trampolinparameter (Form, Größe, Farbe des Kragens)



Create a unique, custom trampoline design.

Erstellen Sie ein einzigartiges, individuelles Trampolin-Design.



Receive your design at the provided email address. You can order the trampoline production from us.

Erhalten Sie Ihr Design an die angegebene E-Mail-Adresse. Sie können bei uns die Herstellung des Trampolins bestellen.

Visit our app

Besuchen Sie unsere App



**tdesign-studio.com**



Do you want a trampoline that captivates with its unique design? Discover the Trampoline Design Studio - an innovative tool that allows you to create a trampoline mat with your own one-of-a-kind pattern.

Träumst du von einem Trampolin, das mit seinem einzigartigen Design beeindruckt? Entdecke das Trampolin Design Studio - ein innovatives Online-Werkzeug, das die Erstellung der Trampolinmatte mit eigenem, einzigartigem Muster ermöglicht.

Possibility to save the project file and return to work on it later.

Möglichkeit, die Projektdatei zu speichern und später weiter daran zu arbeiten.

Choose from various sizes and shapes of trampolines.

Wählen Sie aus verschiedenen Größen und Formen von Trampolinen.

The design of the trampoline is limited only by your imagination.

Das Trampolinmuster ist nur durch Ihre Vorstellungskraft begrenzt.

Wide selection of trampoline lamellas and collar colors.

Große Auswahl an Farben für Lamellen und Trampolinrand.



Visit our app


Besuchen Sie unsere App



**tdesign-studio.com**

See the unique designs created with the Trampoline Design Studio.

Sehen Sie sich die einzigartigen Designs an, die mit dem Trampoline Design Studio erstellt wurden.



The Trampoline Design Studio is easy to use and intuitive, making it simple to transform a standard trampoline into a distinctive play element.

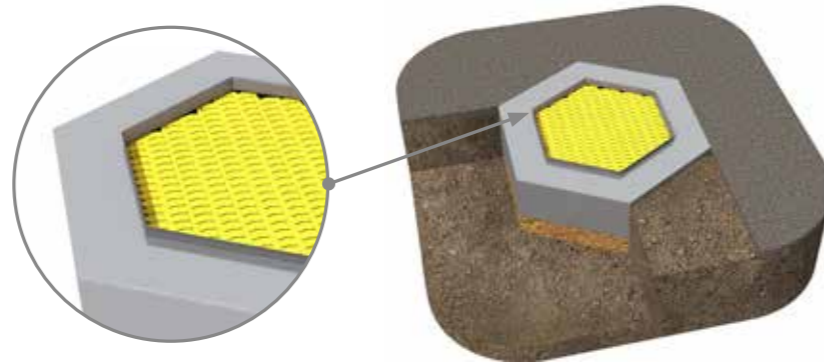
Das Trampolin Design Studio ist einfach und intuitiv zu bedienen, ermöglicht leicht ein Standardtrampolin in ein einzigartiges Spielelement zu verwandeln.

**SALTO trampoline without an elastic collar are adapted to be covered with a safe surface.**

Salto Trampolin ohne elastische Umrandung für den fugenlosen Fallschutzbelag.

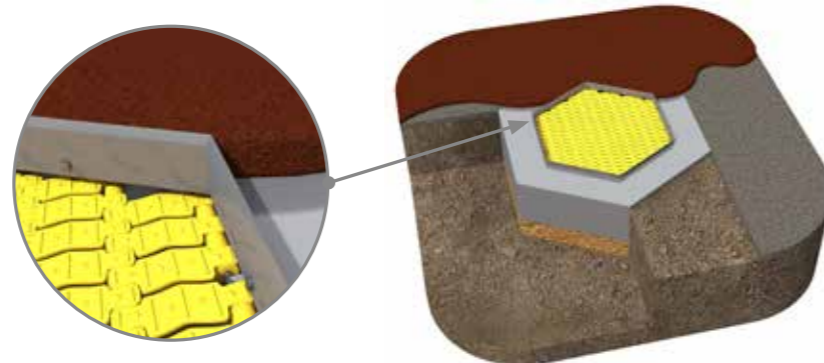
- 1** Trampoline without elastic collar ready for surface installation.

Trampolin ohne Fallschutz ist für die Anwendung des fugenlosen Fallschutzbelags bereit.



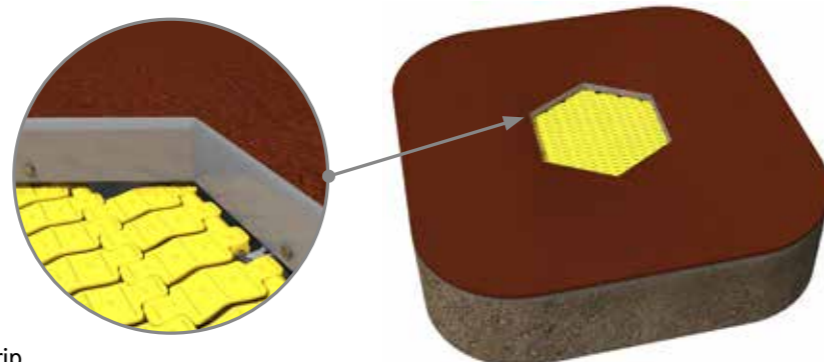
- 2** Installation of a safe surface using a formwork strip.

Der Ausguß des fugenlosen Fallschutzbelages (vergessen Sie die Schalungsleiste nicht!).





- 3** The safe surface before removing the formwork strip.


Fertiger Fallschutzbelag vor der Entfernung der Schalungsleiste.



- 4** Unscrewing and removing the formwork strip.
- Die Schalungsleiste kann erst jetzt abgeschraubt und demontiert werden.



## Types of trampolines | Trampolin Arten

Trampoline **PAKO**

| NAME     | CODE     | A - DIMENSION       | B - JUMPING AREA | C - SAFETY AREA     |
|----------|----------|---------------------|------------------|---------------------|
|          |          | A - TRAMPOLINGRÖSSE | B - SPRUNGMATTE  | C - SICHERHEITSRAUM |
| PAKO 125 | MA-SA-21 | 1,25 x 1,25 m       | 0,75 x 0,75 m    | 3,75 x 3,75 m       |
| PAKO 150 | MA-SA-22 | 1,5 x 1,5 m         | 1,0 x 1,0 m      | 4,0 x 4,0 m         |
| PAKO 175 | MA-SA-23 | 1,75 x 1,75 m       | 1,25 x 1,25 m    | 5,25 x 5,25 m       |
| PAKO 200 | MA-SA-24 | 2,0 x 2,0 m         | 1,5 x 1,5 m      | 5,5 x 5,5 m         |
| PAKO 225 | MA-SA-25 | 2,25 x 2,25 m       | 1,75 x 1,75 m    | 5,75 x 5,75 m       |
| PAKO 250 | MA-SA-26 | 2,5 x 2,5 m         | 2,0 x 2,0 m      | 6,0 x 6,0 m         |

Trampoline **RADO**

| NAME     | CODE     | A - DIMENSION       | B - JUMPING AREA | C - SAFETY AREA     |
|----------|----------|---------------------|------------------|---------------------|
|          |          | A - TRAMPOLINGRÖSSE | B - SPRUNGMATTE  | C - SICHERHEITSRAUM |
| RADO 125 | MA-SA-01 | Ø 1,25 m            | Ø 0,75 m         | Ø 3,75 m            |
| RADO 140 | MA-SA-02 | Ø 1,4 m             | Ø 0,9 m          | Ø 3,9 m             |
| RADO 150 | MA-SA-03 | Ø 1,5 m             | Ø 1,0 m          | Ø 4,0 m             |
| RADO 160 | MA-SA-04 | Ø 1,6 m             | Ø 1,1 m          | Ø 4,1 m             |
| RADO 175 | MA-SA-05 | Ø 1,75 m            | Ø 1,25 m         | Ø 4,25 m            |
| RADO 200 | MA-SA-06 | Ø 2,0 m             | Ø 1,5 m          | Ø 5,5 m             |
| RADO 225 | MA-SA-07 | Ø 2,25 m            | Ø 1,75 m         | Ø 5,75 m            |

Trampoline **ORTA**

| NAME           | CODE     | A - DIMENSION       | B - JUMPING AREA | C - SAFETY AREA     |
|----------------|----------|---------------------|------------------|---------------------|
|                |          | A - TRAMPOLINGRÖSSE | B - SPRUNGMATTE  | C - SICHERHEITSRAUM |
| ORTA 125 X 225 | MA-SA-40 | 1,25 x 2,25 m       | 0,75 x 1,75 m    | 3,75 x 4,75 m       |
| ORTA 150 X 200 | MA-SA-41 | 1,5 x 2,0 m         | 1,0 x 1,5 m      | 5,0 x 5,5 m         |
| ORTA 150 X 225 | MA-SA-42 | 1,5 x 2,25 m        | 1,0 x 1,75 m     | 5,0 x 5,75 m        |
| ORTA 150 X 250 | MA-SA-43 | 1,5 x 2,5 m         | 1,0 x 2,0 m      | 5,0 x 6,0 m         |
| ORTA 175 X 225 | MA-SA-44 | 1,75 x 2,25 m       | 1,25 x 1,75 m    | 5,25 x 5,75 m       |
| ORTA 175 X 250 | MA-SA-45 | 1,75 x 2,5 m        | 1,25 x 2,0 m     | 5,25 x 6,0 m        |
| ORTA 150 X 300 | MA-SA-46 | 1,5 x 3,0 m         | 1,0 x 2,5 m      | 5,0 x 6,5 m         |
| ORTA 150 x 900 | MA-SA-48 | 1,5 x 9,0 m         | 1,0 x 8,5 m      | 5,0 x 12,25 m       |

Trampoline **ORTA-I**

integrado



| NAME             | CODE       | A - DIMENSION       | B - JUMPING AREA | C - SAFETY AREA     |
|------------------|------------|---------------------|------------------|---------------------|
|                  |            | A - TRAMPOLINGRÖSSE | B - SPRUNGMATTE  | C - SICHERHEITSRAUM |
| ORTA-I 150 X 200 | MA-SA-41-I | 1,5 x 2,0 m         | 1,0 x 1,5 m      | 5,0 x 5,5 m         |
| ORTA-I 150 X 250 | MA-SA-43-I | 1,5 x 2,5 m         | 1,0 x 2,0 m      | 5,0 x 6,0 m         |
| ORTA-I 150 X 300 | MA-SA-46-I | 1,5 x 3,0 m         | 1,0 x 2,5 m      | 5,0 x 6,5 m         |
| ORTA-I 150 X 500 | MA-SA-47-I | 1,5 x 5,0 m         | 1,0 x 4,5 m      | 5,0 x 8,5 m         |
| ORTA-I 150 x 900 | MA-SA-48-I | 1,5 x 9,0 m         | 1,0 x 8,25 m     | 5,0 x 12,25 m       |

**A** - trampoline dimension

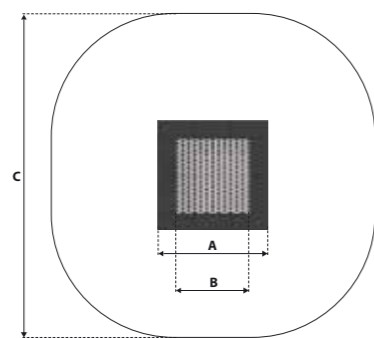

Trampolingröße

**B** - the size of the jumping mat


Größe der Sprungmatte

**C** - safety area

Sicherheitsraum

Trampoline **HEXO**

| NAME   | CODE     | A - DIMENSION       | B - JUMPING AREA | C - SAFETY AREA     |
|--------|----------|---------------------|------------------|---------------------|
|        |          | A - TRAMPOLINGRÖSSE | B - SPRUNGMATTE  | C - SICHERHEITSRAUM |
| HEXO 1 | MA-SA-61 | 1,7 x 1,47 m        | 1,14 x 0,97 m    | 4,14 x 3,97 m       |

Trampoline **PENTO**

| NAME    | CODE     | A - DIMENSION       | B - JUMPING AREA | C - SAFETY AREA     |
|---------|----------|---------------------|------------------|---------------------|
|         |          | A - TRAMPOLINGRÖSSE | B - SPRUNGMATTE  | C - SICHERHEITSRAUM |
| PENTO 1 | MA-SA-61 | 1,68 x 1,6 m        | 1,18 x 1,5 m     | 4,68 x 4,6 m        |

Trampoline **KVARTALO**

| NAME         | CODE     | A - DIMENSION       | B - JUMPING AREA | C - SAFETY AREA     |
|--------------|----------|---------------------|------------------|---------------------|
|              |          | A - TRAMPOLINGRÖSSE | B - SPRUNGMATTE  | C - SICHERHEITSRAUM |
| KVARTALO 125 | MA-SA-71 | 1,25 x 1,25 m       | 0,75 x 0,75 m    | 3,75 x 3,75 m       |
| KVARTALO 150 | MA-SA-72 | 1,5 x 1,5 m         | 1,0 x 1,0 m      | 4,0 x 4,0 m         |
| KVARTALO 175 | MA-SA-73 | 1,75 x 1,75 m       | 1,25 x 1,25 m    | 5,25 x 5,25 m       |
| KVARTALO 200 | MA-SA-74 | 2,0 x 2,0 m         | 1,5 x 1,5 m      | 5,5 x 5,5 m         |
| KVARTALO 225 | MA-SA-75 | 2,25 x 2,25 m       | 1,75 x 1,75 m    | 5,75 x 5,75 m       |
| KVARTALO 250 | MA-SA-76 | 2,5 x 2,5 m         | 2,0 x 1,0 m      | 6,0 x 6,0 m         |

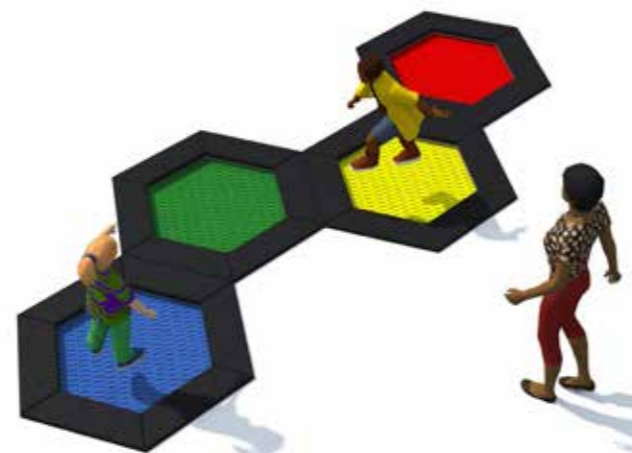
Trampoline **JUNTO**

| NAME            | CODE     | A - DIMENSION       | B - JUMPING AREA | C - SAFETY AREA     |
|-----------------|----------|---------------------|------------------|---------------------|
|                 |          | A - TRAMPOLINGRÖSSE | B - SPRUNGMATTE  | C - SICHERHEITSRAUM |
| JUNTO 150 x 225 | MA-SA-93 | 1,5 x 2,25 m        | 1,0 x 1,75 m     | 4,0 x 4,75 m        |





**HEXO 6A**  
MA-SA-67



**HEXO 4A**  
MA-SA-64



**HEXO 5A**  
MA-SA-66



**HEXO 4B**  
MA-SA-65



**HEXO 3A**  
MA-SA-62










**HEXO 3B**  
MA-SA-63



**HEXO 13A**  
MA-SA-69



**HEXO 7A**  
MA-SA-68

|                 |  |  |  |  |  |  |  |
|-----------------|---|---|---|---|--|---|---|
| <b>HEXO 6A</b>  | MA-SA-67  | 4,25 x 4,41   | 6,67 x 6,91   | 0,90  | 3+   | 6   |   |
| <b>HEXO 4A</b>  | MA-SA-64  | 4,25 x 4,41   | 6,91 x 6,67   | 0,90  | 3+   | 4   |   |
| <b>HEXO 3A</b>  | MA-SA-62  | 1,70 x 4,41   | 4,12 x 6,91   | 0,90  | 3+   | 3   |   |
| <b>HEXO 3B</b>  | MA-SA-63  | 2,94 x 2,97   | 5,44 x 5,39   | 0,90  | 3+   | 3   |   |
| <b>HEXO 5A</b>  | MA-SA-66  | 4,25 x 2,94   | 6,67 x 5,44   | 0,90  | 3+   | 5   |   |
| <b>HEXO 4B</b>  | MA-SA-65  | 4,25 x 3,68   | 6,67 x 6,18   | 0,90  | 3+   | 4   |   |
| <b>HEXO 13A</b> | MA-SA-69  | 6,80 x 7,36   | 9,22 x 9,86   | 0,90  | 3+   | 13  |   |
| <b>HEXO 7A</b>  | MA-SA-68  | 4,25 x 4,42   | 6,67 x 6,91   | 0,90  | 3+   | 7   |   |






**TUTO 1**  
MA-SA-101



**TUTO 2**  
MA-SA-102



**TUTO 5**  
MA-SA-105



**TUTO 6**  
MA-SA-106



**TUTO 3**  
MA-SA-103






**TUTO 4**  
MA-SA-104



**TUTO 7**  
MA-SA-107



**TUTO 8**  
MA-SA-108

|               |  |  |  |  |  |  |  |
|---------------|---|---|---|---|--|---|---|
| <b>TUTO 1</b> | MA-SA-101   |   | 1,75 x 4,65   | 4,25 x 7,15   | 0,90   | 3+  | 3   |
| <b>TUTO 2</b> | MA-SA-102   |   | 3,81 x 4,20   | 6,69 x 6,30   | 0,90   | 3+  | 4   |
| <b>TUTO 3</b> | MA-SA-103   |   | 2,97 x 3,20   | 5,47 x 5,69   | 0,90   | 3+  | 3   |
| <b>TUTO 4</b> | MA-SA-104   |   | 3,91 x 3,91   | 5,42 x 5,42   | 0,90   | 3+  | 5   |
| <b>TUTO 5</b> | MA-SA-105   |   | 1,25 x 3,75   | 3,75 x 6,25   | 0,90   | 3+  | 3   |
| <b>TUTO 6</b> | MA-SA-106   |   | 3,00 x 3,00   | 5,50 x 5,50   | 0,90   | 3+  | 4   |
| <b>TUTO 7</b> | MA-SA-107   |   | 4,00 x 4,00   | 6,50 x 6,50   | 0,90   | 3+  | 5   |
| <b>TUTO 8</b> | MA-SA-108   |   | 1,75 x 8,04   | 4,75 x 11,05  | 0,90   | 3+  | 5   |

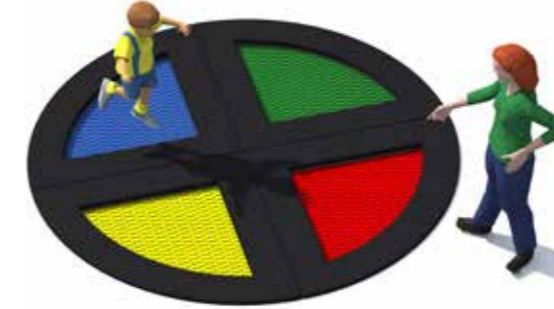




**TUTO 9**  
MA-SA-109



**TUTO 10**  
MA-SA-110



**TUTO 13**  
MA-SA-113




**TUTO 11**  
MA-SA-111







**TUTO 12**  
MA-SA-112



**TUTO 14**  
MA-SA-114



|                |           |  |  |  |  |  |  |  |
|----------------|-----------|---|---|---|---|--|---|---|
| <b>TUTO 9</b>  | MA-SA-109 | 2,12 x 5,65   | 4,05 x 7,95   | 0,90  | 3+  | 3  |   |   |
| <b>TUTO 10</b> | MA-SA-110 | 2,25 x 8,00   | 4,75 x 10,50  | 0,90  | 3+  | 6  |   |   |
| <b>TUTO 11</b> | MA-SA-111 | 3,00 x 4,50   | 5,50 x 7,00   | 0,90  | 3+  | 6  |   |   |
| <b>TUTO 12</b> | MA-SA-112 | 4,50 x 4,50   | 7,00 x 7,00   | 0,90  | 3+  | 9  |   |   |
| <b>TUTO 13</b> | MA-SA-113 | 3,00 x 3,00   | 5,50 x 5,50   | 0,90  | 3+  | 4  |   |   |
| <b>TUTO 14</b> | MA-SA-114 | 3,50 x 3,50   | 6,00 x 6,00   | 0,90  | 3+  | 4  |   |   |
| <b>TUTO 15</b> | MA-SA-115 | 3,00 x 6,00   | 5,50 x 8,50   | 0,90  | 3+  | 8  |   |   |
| <b>TUTO 16</b> | MA-SA-116 | 3,00 x 4,50   | 5,50 x 7,00   | 0,90  | 3+  | 6  |   |   |



**TUTO 15**  
MA-SA-115



**TUTO 16**  
MA-SA-116





**TUTO 17**  
MA-SA-117



**TUTO 18**  
MA-SA-118



**TUTO 19**  
MA-SA-119



**TUTO 22**  
MA-SA-122




**TUTO 20**  
MA-SA-120










**TUTO 21**  
MA-SA-121



**TUTO 23**  
MA-SA-123



**TUTO 24**  
MA-SA-124

|                |           |  |  |  |  |  |  |  |
|----------------|-----------|---|---|---|---|--|---|---|
| <b>TUTO 17</b> | MA-SA-117 | 3,00 x 3,00   | 5,50 x 5,50   | 0,90  | 3+  | 4  |   |   |
| <b>TUTO 18</b> | MA-SA-118 | 3,00 x 6,00   | 5,50 x 8,50   | 0,90  | 3+  | 6  |   |   |
| <b>TUTO 19</b> | MA-SA-119 | 3,00 x 7,50   | 5,50 x 10,00  | 0,90  | 3+  | 8  |   |   |
| <b>TUTO 20</b> | MA-SA-120 | 6,00 x 7,50   | 8,50 x 10,00  | 0,90  | 3+  | 10   |   |   |
| <b>TUTO 21</b> | MA-SA-121 | 4,50 x 9,00   | 7,00 x 11,50  | 0,90  | 3+  | 10   |   |   |
| <b>TUTO 22</b> | MA-SA-122 | 4,50 x 4,50   | 7,00 x 7,00   | 0,90  | 3+  | 8  |   |   |
| <b>TUTO 23</b> | MA-SA-123 | 7,50 x 7,50   | 10,00 x 10,00   | 0,90  | 3+  | 15   |   |   |
| <b>TUTO 24</b> | MA-SA-124 | 9,00 x 9,00   | 11,50 x 11,50   | 0,90  | 3+  | 20   |   |   |





**TUTO 25**  
MA-SA-125



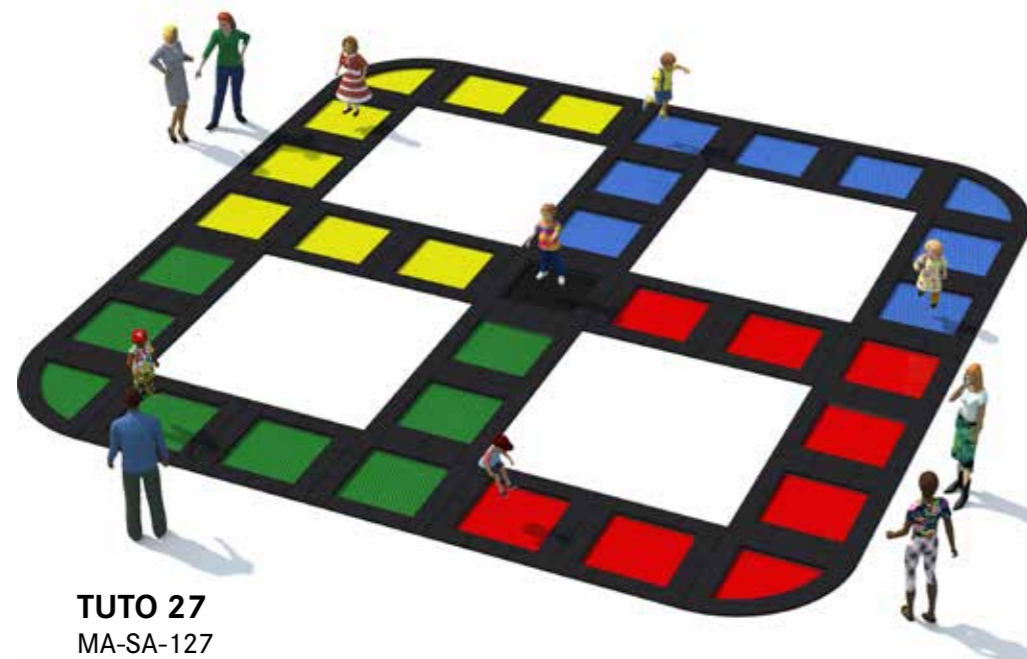
**TUTO 26**  
MA-SA-126



**TUTO 28**  
MA-SA-128



**TUTO 29**  
MA-SA-129









**TUTO 27**  
MA-SA-127



**TUTO 30**  
MA-SA-130



**TUTO 31**  
MA-SA-131

|                |  |  |  |  |  |  |  |
|----------------|---|---|---|---|--|---|---|
| <b>TUTO 25</b> | MA-SA-125   | 10,50 x 10,50   | 13,00 x 13,00   | 0,90  | 3+   | 27  |   |
| <b>TUTO 26</b> | MA-SA-126   | 7,50 x 10,50  | 10,00 x 13,00   | 0,90  | 3+   | 25  |   |
| <b>TUTO 27</b> | MA-SA-127   | 10,50 x 10,50   | 13,00 x 13,00   | 0,90  | 3+   | 33  |   |
| <b>TUTO 28</b> | MA-SA-128   | 11,70 x 3,38  | 13,99 x 5,88  | 0,90  | 3+   | 10  |   |
| <b>TUTO 29</b> | MA-SA-129   | 10,50 x 4,50  | 13,00 x 6,93  | 0,90  | 3+   | 11  |   |
| <b>TUTO 30</b> | MA-SA-130   | 10,50 x 3,00  | 13,00 x 5,44  | 0,90  | 3+   | 11  |   |
| <b>TUTO 31</b> | MA-SA-131   | 7,50 x 3,00   | 10,00 x 5,50  | 0,90  | 3+   | 7   |   |



monto



**Embankment slides and tunnels | Hangrutschen und Kriechtunnel**

Option I - straight entrance tunnel (Kanalo).  
Option II - sloped entrance tunnel (Tunelo).

Variante I - Eingang senkrecht geschnitten (Kanalo).  
Variante II - Eingang schräg geschnitten (Tunelo)

Different lengths of tunnels.

Mehrere Tunnellängen.



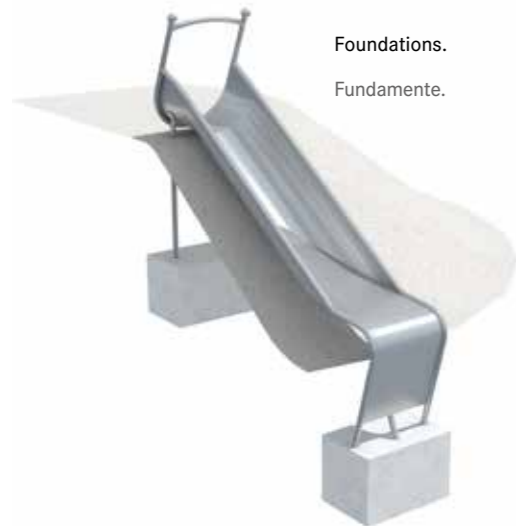
Stainless steel.  
Edelstahl.

Option I - narrow slide (Gliti).  
Option II - wide slide (Eliri).

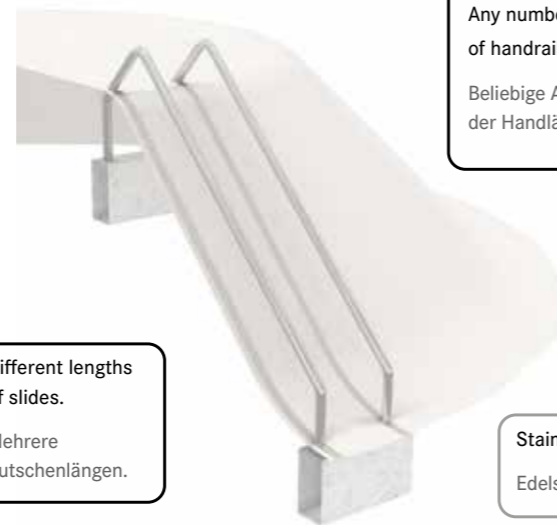
Variante I - schmale Rutsche (Gliti).  
Variante II - breite Rutsche (Eliri).

Different lengths of slides.

Mehrere Rutschenlängen.

**Rail slides. | Doppelrutschstange.**


Foundations.  
Fundamente.



Different lengths of slides.  
Mehrere Rutschenlängen.

Any number of handrails available.  
Beliebige Anzahl der Handläufe

Stainless steel.  
Edelstahl.



The starting platform eliminates dirt on the slide.  
Additionally, it protects the surface from wear.  
Die Startplattform entfernt Schmutz von der Rutsche.  
Zudem schützt sie den Untergrund vor Abnutzung.



## GLITI



## ELIRI



## RELO



## GLITI-S



## TUBO



## How to choose slides for the existing embankment?

- measure the length of the existing embankment (L2),
- measure the height of the existing embankment (L1),
- check in the table which slide's values refer to the results of above measurements.

If only one value refers, adjust the embankment to the requirements of the second value.

You can change the height or length of the existing embankment by adding in or removing ground.

## Wie wählt man Rutschen für den bestehenden Damm aus?

- Messen Sie die Schräglänge der bestehenden Böschung,
- Messen Sie die Höhe der bestehenden Böschung,
- Sehen Sie in der Tabelle nach, welcher Objektträger den gleichen Wert wie das Messergebnis hat. Wenn nur ein Wert gleich ist, passen Sie die Böschung an die Anforderungen des zweiten Werts an. Sie können die Höhe oder Neigungslänge der bestehenden Böschung ändern, indem Sie Erde hinzufügen oder entfernen.



## How to form an embankment for a selected slide?

- choose the slide model,
- form an embankment keeping the length and height corresponding to the selected slide model.

## Wie bildet man einen Damm für eine ausgewählte Rutsche?

- Wählen Sie das Rutschenmodell,
- Bilden Sie eine Böschung unter Beibehaltung der Neigungslänge und -höhe, die dem ausgewählten Rutschenmodell entspricht.

## GLITI/ELIRI parameters

| PRODUCT<br>PRODUKT   | CODE (GLITI)<br>CODE (SCHMAL) | CODE (ELIRI)<br>CODE (BREIT) | L1 - EMBANKMENT HEIGHT<br>L1 - BÖSCHUNGSHÖHE | L2 - EMBANKMENT LENGTH<br>L2 - BÖSCHUNGSLÄNGE | A - SAFETY ZONE<br>A - SICHERHEITZONE |
|----------------------|-------------------------------|------------------------------|--|---|---------------------------------------|
| GLITI / ELIRI 2,29 m | LL-MO-001                     | LL-MO-021                    | 0,60 - 0,85 m                                | 1,25 m  | 1,5 m                                 |
| GLITI / ELIRI 2,91 m | LL-MO-002                     | LL-MO-022                    | 0,90 - 1,30 m                                | 1,88 m  | 2,0 m                                 |
| GLITI / ELIRI 3,84 m | LL-MO-003                     | LL-MO-023                    | 1,35 - 1,75 m                                | 2,69 m  | 2,0 m                                 |
| GLITI / ELIRI 4,77 m | LL-MO-004                     | LL-MO-024                    | 1,80 - 2,20 m                                | 3,49 m  | 2,0 m                                 |
| GLITI / ELIRI 5,70 m | LL-MO-005                     | LL-MO-025                    | 2,25 - 2,65 m                                | 4,30 m  | 2,0 m                                 |
| GLITI / ELIRI 6,63 m | LL-MO-006                     | LL-MO-026                    | 2,70 - 3,10 m                                | 5,10 m  | 2,0 m                                 |

## TUBO parameters

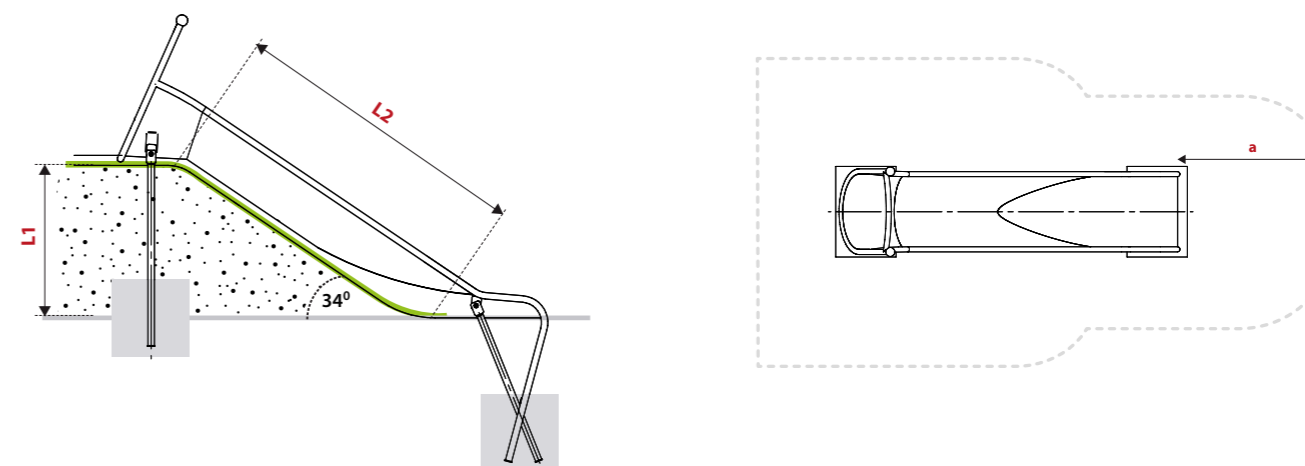
| PRODUCT<br>PRODUKT | CODE      | L1 - EMBANKMENT HEIGHT<br>L1 - BÖSCHUNGSHÖHE | L2 - EMBANKMENT LENGTH<br>L2 - BÖSCHUNGSLÄNGE | A - SAFETY ZONE<br>A - SICHERHEITZONE |
|--------------------|-----------|--|---|---------------------------------------|
| TUBO 3,78 m        | IS-MO-501 | 1,50 m                                       | 2,68 m  | 2,00 m                                |
| TUBO 4,46 m        | IS-MO-502 | 2,00 m                                       | 3,58 m  | 2,00 m                                |
| TUBO 5,28 m        | IS-MO-503 | 2,00 m                                       | 4,47 m  | 2,00 m                                |
| TUBO 6,36 m        | IS-MO-504 | 3,00 m                                       | 5,37 m  | 2,00 m                                |

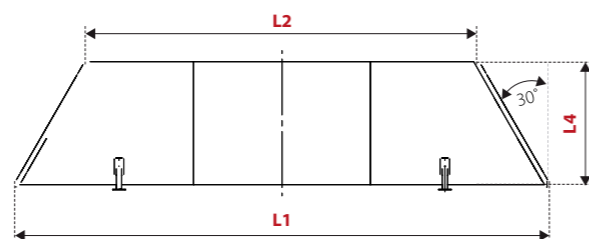
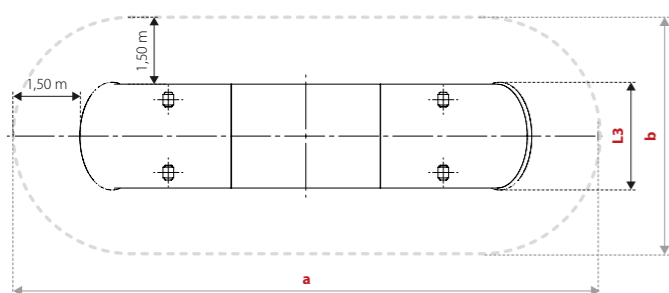
## GLITI-S parameters

| PRODUCT<br>PRODUKT | CODE      | L1 - EMBANKMENT HEIGHT<br>L1 - BÖSCHUNGSHÖHE | L2 - EMBANKMENT LENGTH<br>L2 - BÖSCHUNGSLÄNGE | A - SAFETY ZONE<br>A - SICHERHEITZONE |
|--------------------|-----------|--|---|---------------------------------------|
| GLITI-S 6,74 m     | IS-MO-401 | 3,50 m                                       | 6,56 m  | 2,00 m                                |
| GLITI-S 7,68 m     | IS-MO-402 | 4,00 m                                       | 7,15 m  | 2,00 m                                |
| GLITI-S 8,23 m     | IS-MO-403 | 4,50 m                                       | 8,05 m  | 2,00 m                                |
| GLITI-S 8,94 m     | IS-MO-404 | 5,00 m                                       | 8,94 m  | 2,00 m                                |

## RELO parameters

| PRODUCT<br>PRODUKT | CODE      | L1 - EMBANKMENT HEIGHT<br>L2 - BÖSCHUNGSHÖHE | L2 - EMBANKMENT LENGTH<br>L2 - BÖSCHUNGSLÄNGE | A - SAFETY ZONE<br>A - SICHERHEITZONE |
|--------------------|-----------|--|---|---------------------------------------|
| RELO 1,00 m        | LL-MO-101 | 0,60 - 0,85 m                                | 1,03 m  | 1,5 m                                 |
| RELO 1,64 m        | LL-MO-102 | 0,90 - 1,30 m                                | 1,56 m  | 2,0 m                                 |
| RELO 2,28 m        | LL-MO-103 | 1,35 - 1,75 m                                | 2,19 m  | 2,0 m                                 |
| RELO 2,91 m        | LL-MO-104 | 1,80 - 2,20 m                                | 2,83 m  | 2,0 m                                 |
| RELO 3,55 m        | LL-MO-105 | 2,25 - 2,65 m                                | 3,47 m  | 2,0 m                                 |
| RELO 4,18 m        | LL-MO-106 | 2,70 - 3,10 m                                | 4,10 m  | 2,0 m                                 |





**TUNELO**

| PRODUCT<br>PRODUKT | CODE<br>CODE | L1     | L2     | L3     | L4     | AxB           |
|--------------------|--------------|--------|--------|--------|--------|---------------|
| TUNELO 200         | LL-MO-202    | 2,90 m | 2,00 m | 0,85 m | 0,78 m | 5,90 x 3,60 m |
| TUNELO 250         | LL-MO-204    | 3,40 m | 2,50 m | 0,85 m | 0,78 m | 6,40 x 3,78 m |
| TUNELO 300         | LL-MO-206    | 3,90 m | 3,00 m | 0,85 m | 0,78 m | 6,90 x 3,78 m |
| TUNELO 350         | LL-MO-208    | 4,40 m | 3,50 m | 0,85 m | 0,78 m | 7,40 x 3,78 m |
| TUNELO 400         | LL-MO-210    | 4,90 m | 4,00 m | 0,85 m | 0,78 m | 7,90 x 3,78 m |
| TUNELO 450         | LL-MO-212    | 5,40 m | 4,50 m | 0,85 m | 0,78 m | 8,40 x 3,78 m |
| TUNELO 500         | LL-MO-214    | 5,90 m | 5,00 m | 0,85 m | 0,78 m | 8,90 x 3,78 m |

**L1** - total length | Gesamtlänge  
**L2** - total length | Gesamtlänge  
**L3** - total width | Gesamtbreite  
**L4** - inner diameter | Innendurchmesser  
**A, B** - safety zone | Sicherheitszone



**FRABINA 1200**  
IS-MO-601

**FRABINA 1600**  
IS-MO-602

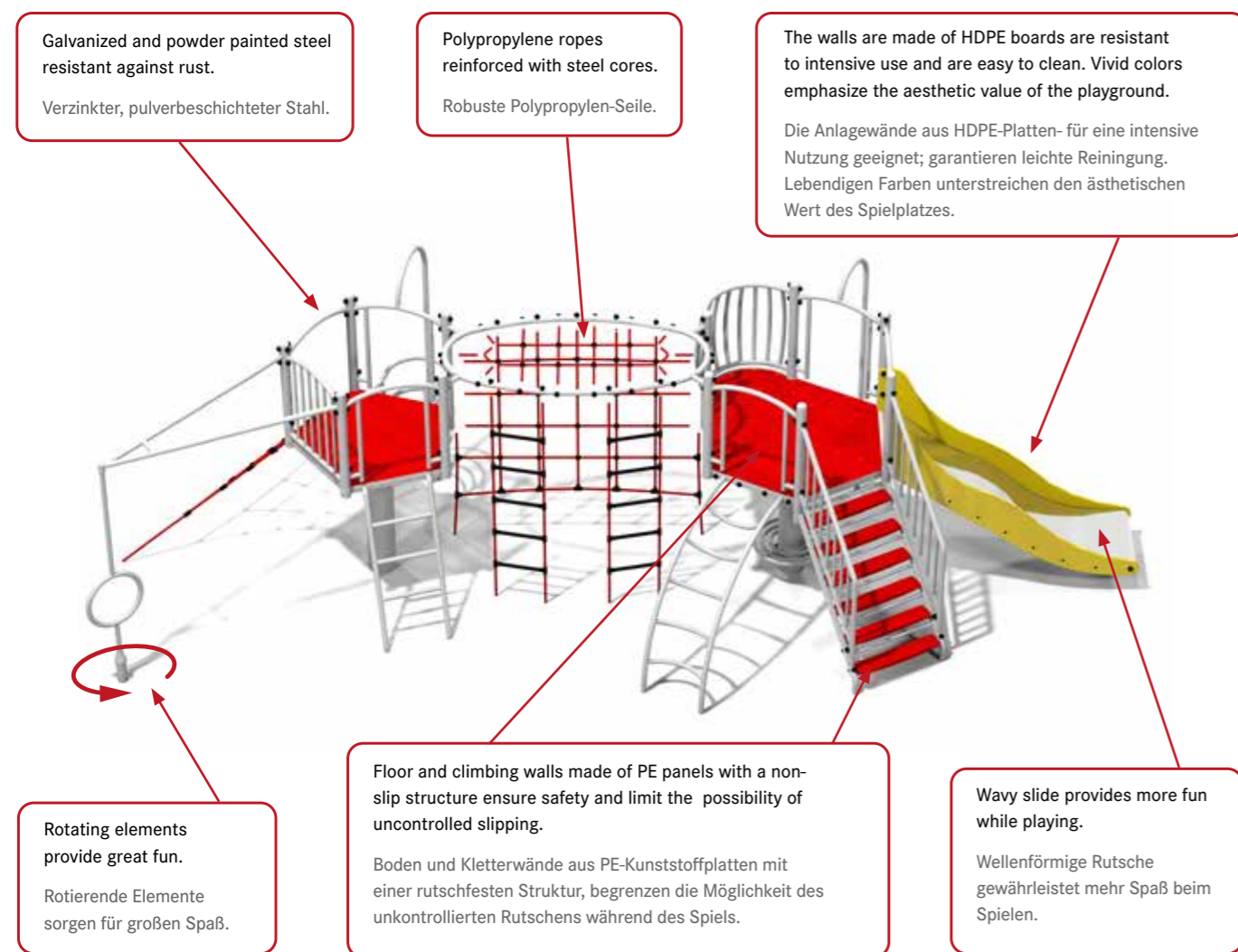
**FRABINA 2000**  
IS-MO-603

| FRABINA H 1,2 M      | FRABINA H 1,6 M      | FRABINA H 2,0 M      |
|----------------------|----------------------|----------------------|
| IS-MO-601            | IS-MO-602            | IS-MO-603            |
| 3,37 x 0,59 x 1,95 m | 4,04 x 0,59 x 2,35 m | 4,79 x 0,59 x 2,75 m |
| 6,87 x 3,57 m        | 7,54 x 3,57 m        | 8,29 x 3,57 m        |
| 1,20 m               | 1,60 m               | 2,00 m               |
| 3+                   | 3+                   | 3+                   |
| 1                    | 1                    | 1                    |

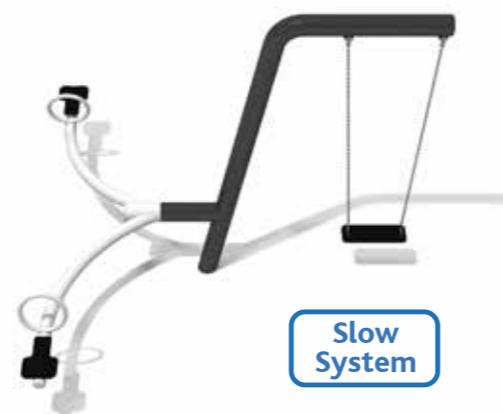


Roto series has a fun design, eye-catching colors and high quality, durable construction.

Die ROTO-Serie hat ein lustiges Design, Drehelemente, auffällige Farben und eine hochwertige, langlebige Konstruktion.

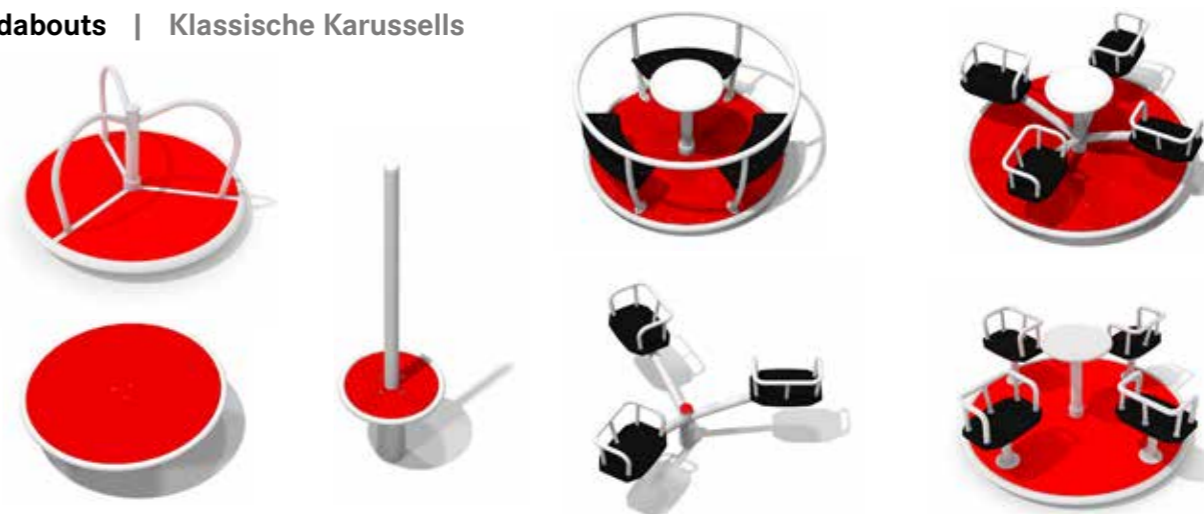


System that slows down swing's arms fall.  
Slow System für sanftes Fallen der Schaukelarmen.

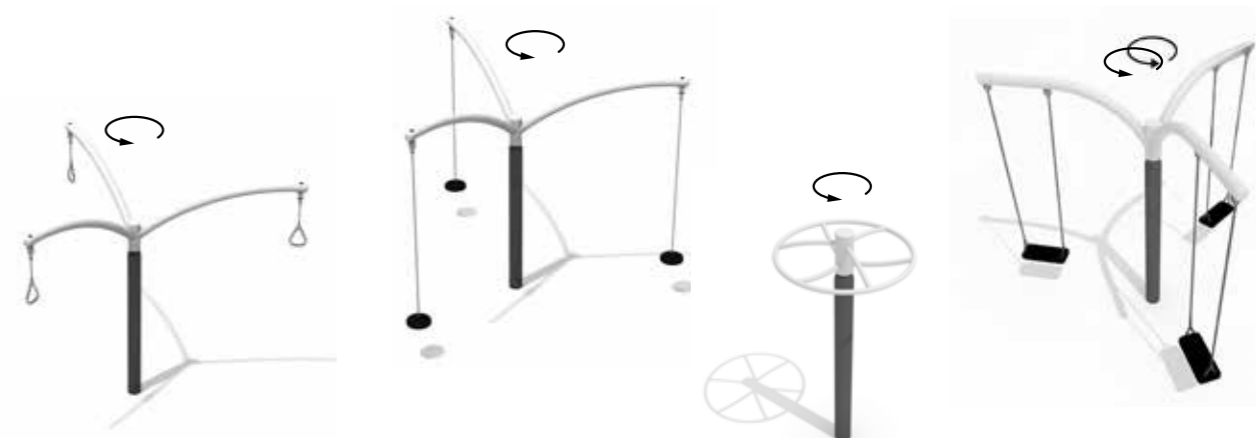


## Rotative equipment | Rotierende Spielgeräte

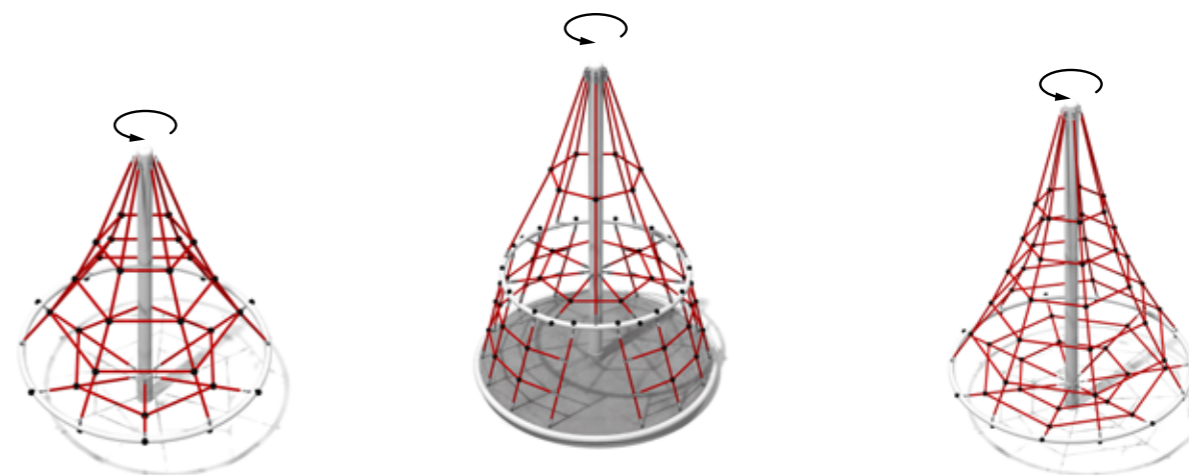
### Roundabouts | Klassische Karussells



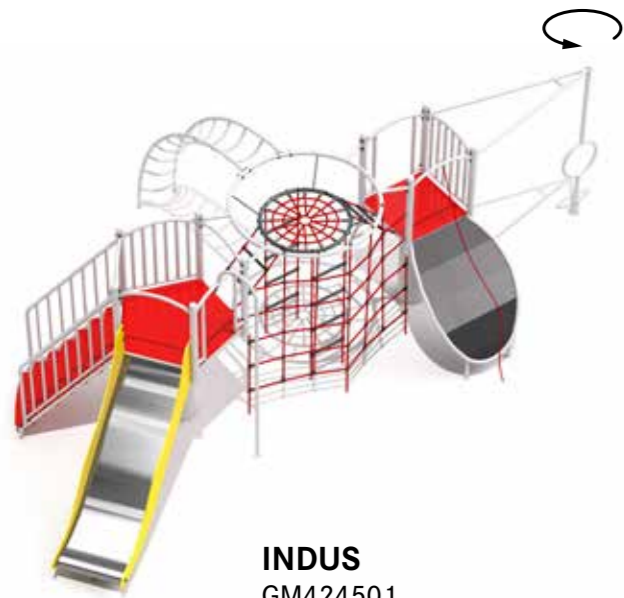
### Hanging roundabouts | Rundläufe



### Rotative net structures | Rotierende Klettergerüste







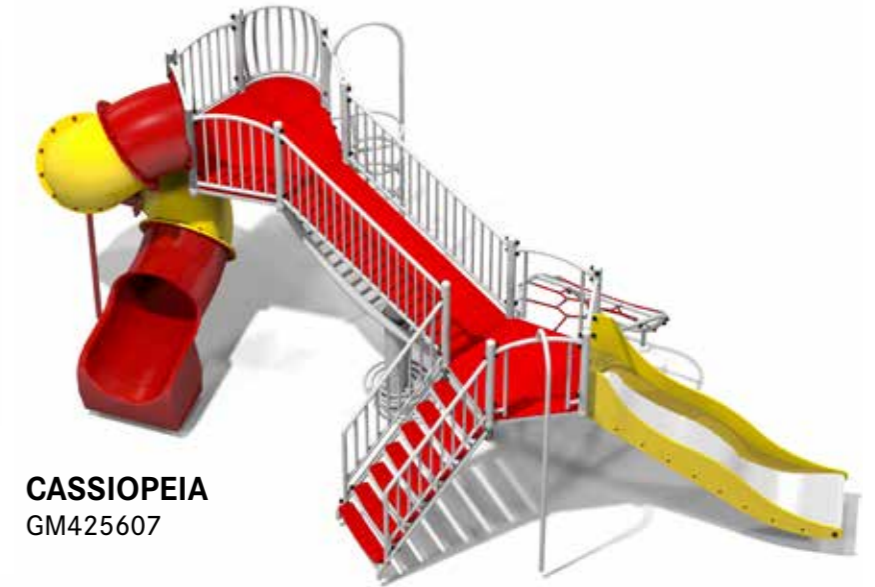
**INDUS**  
GM424501



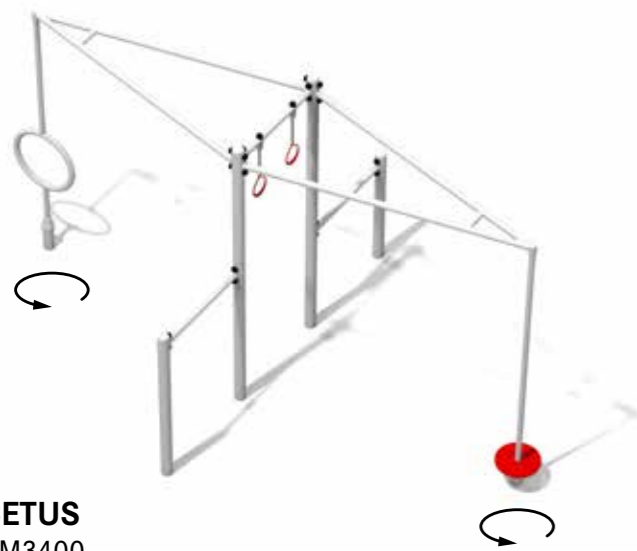
**ANDROMEDA**  
GM425601



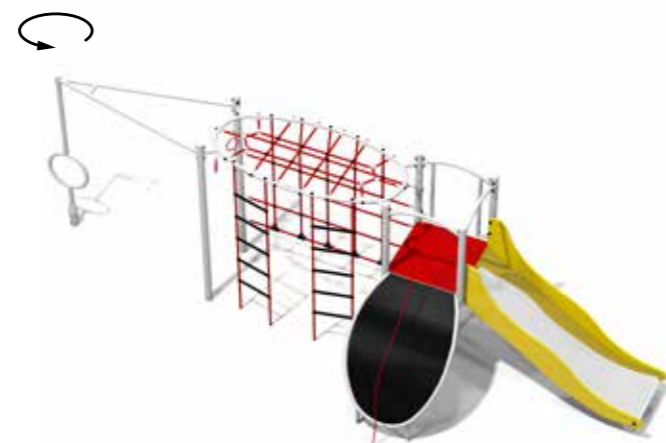
**ORION**  
GM41501



**CASSIOPEIA**  
GM425607

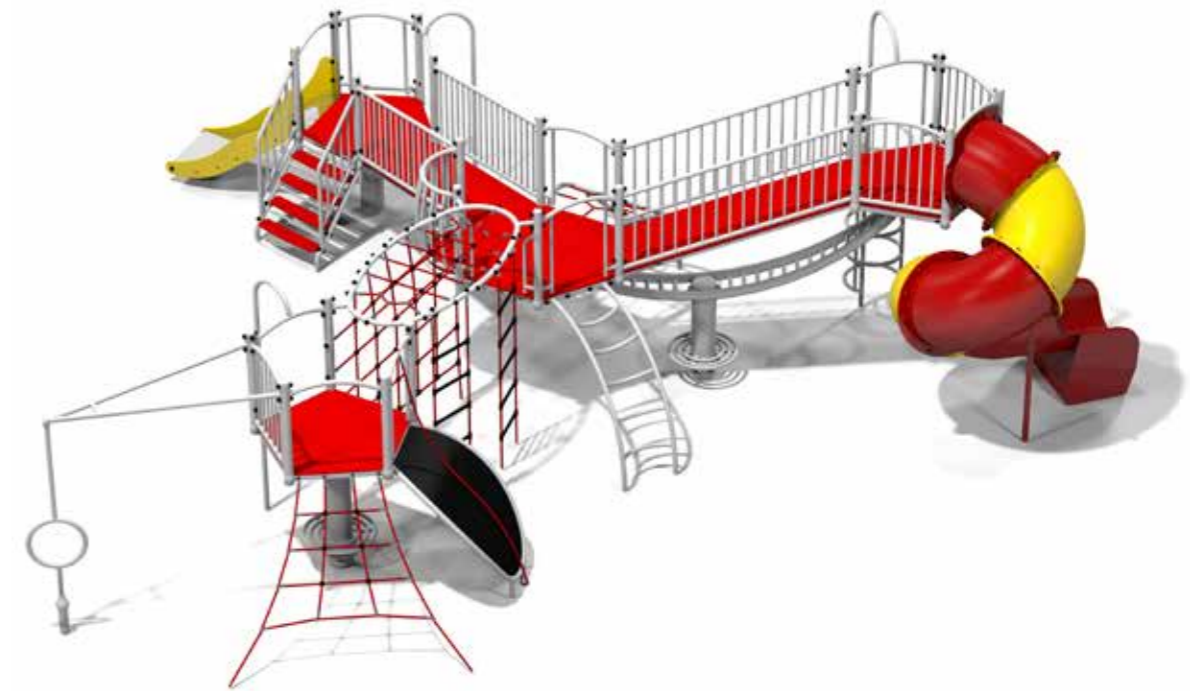







**CETUS**  
GM3400



**GEMINI**  
GM1002

**SCORPIUS**  
GM445556

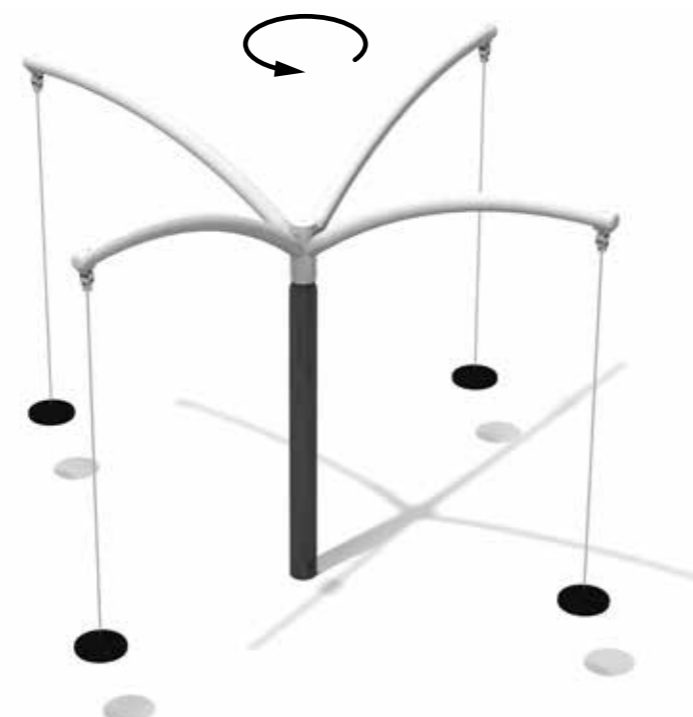


|                   |          |  |  |  |  |  |
|-------------------|----------|---|---|--|---|---|
| <b>INDUS</b>      | GM424501 | 7,67 x 4,47 x 2,35  | 11,05 x 7,59  | 1,98   | 6+  | 16  |
| <b>ANDROMEDA</b>  | GM425601 | 8,05 x 3,61 x 2,43  | 11,55 x 6,60  | 1,98   | 3+  | 20  |
| <b>CETUS</b>      | GM3400   | 4,06 x 2,45 x 2,16  | 7,30 x 5,45   | 1,65   | 3+  | 5   |
| <b>GEMINI</b>     | GM41002  | 6,88 x 2,33 x 2,16  | 10,36 x 5,40  | 1,95   | 3+  | 8   |
| <b>ORION</b>      | GM41501  | 3,97 x 2,47 x 2,36  | 7,47 x 5,39   | 1,26   | 3+  | 4   |
| <b>CASSIOPEIA</b> | GM425607 | 7,32 x 4,23 x 3,16  | 10,73 x 7,87  | 1,98   | 3+  | 9   |
| <b>SCORPIUS</b>   | GM445556 | 9,22 x 8,91 x 3,16  | 12,71 x 11,93   | 1,98   | 3+  | 24  |





**ZEPHYR 4**  
GM0714

















**MONSOON 4**  
GM0724

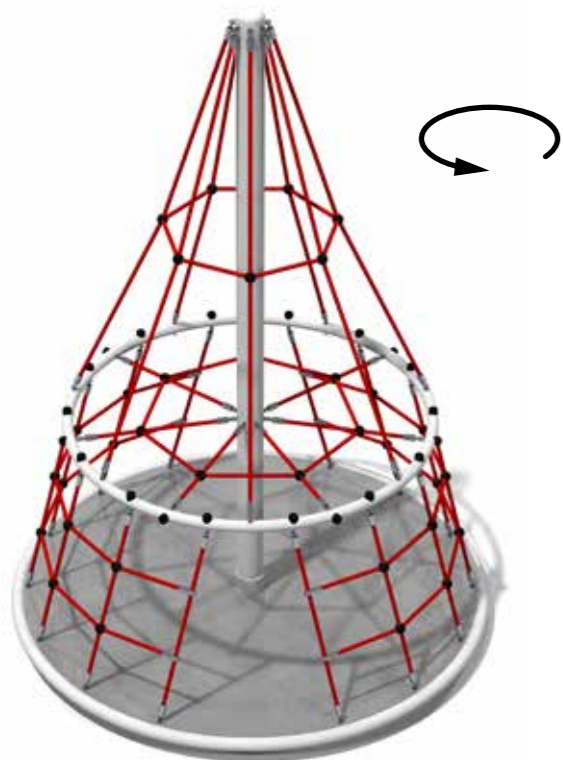


**SOLANO 2-1**  
GM-RO-151s

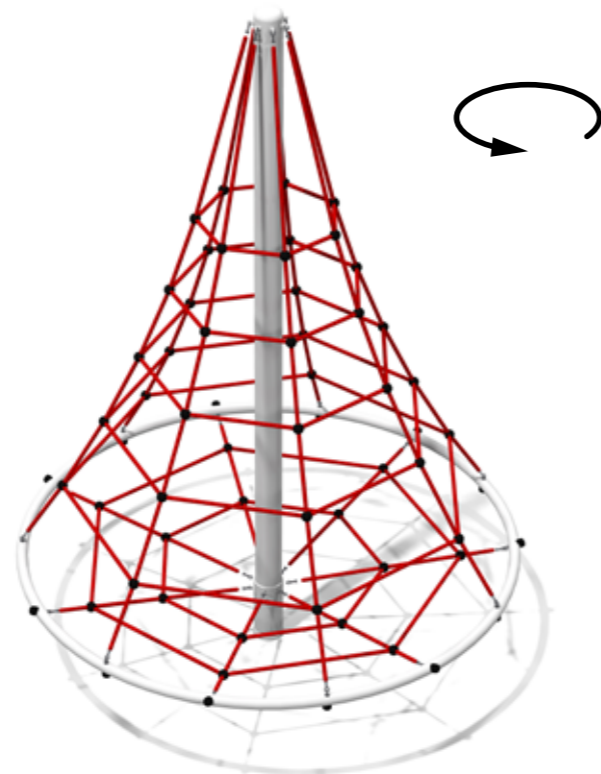


|                  |  |  |  |  |  |  |  |
|------------------|---|---|---|---|--|---|---|
| <b>ZEPHYR 2</b>  | GM0712  | 3,44 x 0,14 x 2,50  | 8,00 x 8,00   | 1,50  | 6+   | 2   |   |
| <b>ZEPHYR 3</b>  | GM0713  | 3,01 x 2,61 x 2,50  | 8,00 x 8,00   | 1,50  | 6+   | 3   |   |
| <b>ZEPHYR 4</b>  | GM0714  | 3,44 x 3,44 x 2,50  | 8,00 x 8,00   | 1,50  | 6+   | 4   |   |
| <b>MONSOON 2</b> | GM0722  | 3,44 x 0,14 x 2,50  | 9,47 x 9,47   | 1,50  | 6+   | 2   |   |
| <b>MONSOON 3</b> | GM0723  | 3,01 x 2,61 x 2,50  | 9,47 x 9,47   | 1,50  | 6+   | 3   |   |
| <b>MONSOON 4</b> | GM0724  | 3,44 x 3,44 x 2,50  | 9,47 x 9,47   | 1,50  | 6+   | 4   |   |

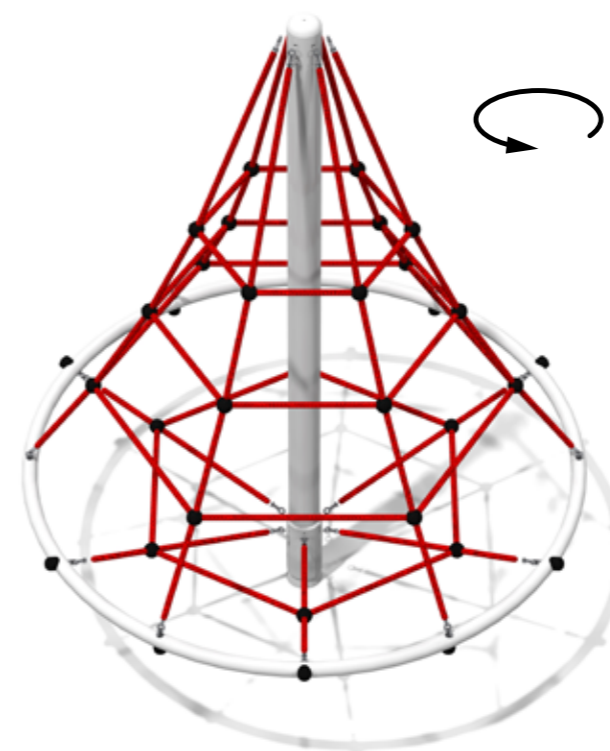
|                   |  |  |  |  |  |  |  |
|-------------------|---|---|---|---|---|---|---|
| <b>SOLANO 2-1</b> | GM-RO-151s  | 3,34 x 0,14 x 2,31  | 8,40 x 8,40   | 1,50  | 6+  | 2   |   |
| <b>SOLANO 2-2</b> | GM-RO-151b  | 3,34 x 0,14 x 2,31  | 8,40 x 8,40   | 1,50  | 6+  | 2   |   |
| <b>SOLANO 2-3</b> | GM-RO-151sb   | 3,34 x 0,14 x 2,31  | 8,40 x 8,40   | 1,50  | 6+  | 2   |   |
| <b>SOLANO 3-1</b> | GM-RO-152s  | 2,92 x 2,54 x 2,31  | 8,40 x 8,40   | 1,50  | 6+  | 3   |   |
| <b>SOLANO 3-2</b> | GM-RO-152b  | 2,92 x 2,54 x 2,31  | 8,40 x 8,40   | 1,50  | 6+  | 3   |   |
| <b>SOLANO 3-3</b> | GM-RO-152ssb  | 2,92 x 2,54 x 2,31  | 8,40 x 8,40   | 1,50  | 6+  | 3   |   |
| <b>SOLANO 3-4</b> | GM-RO-152sbb  | 2,92 x 2,54 x 2,31  | 8,40 x 8,40   | 1,50  | 6+  | 3   |   |



**MT. EVEREST**  
GM0710



**MT. BLANC**  
GM0704



**MT. KASPROWY**  
GM0702



**LOOP**  
GM0410



**PIROUETTE**  
GM0420



**BURAN**  
GM-RO-153

| <b>MT. EVEREST</b>  | GM0710    | 2,10 x 2,10 x 2,96 | 6,09 x 6,09 | 1,98 | 3+ | 10 |
|---------------------|-----------|--------------------|-------------|------|----|----|
| <b>MT. BLANC</b>    | GM0704    | 2,15 x 2,15 x 3,03 | 6,15 x 6,15 | 2,00 | 3+ | 8  |
| <b>MT. KASPROWY</b> | GM0702    | 1,60 x 1,60 x 2,02 | 5,60 x 5,60 | 1,29 | 3+ | 6  |
| <b>LOOP</b>         | GM0410    | 0,30 x 0,30 x 0,29 | 3,30 x 3,30 | 1,00 | 3+ | 1  |
| <b>PIROUETTE</b>    | GM0420    | 0,30 x 0,30 x 1,11 | 3,30 x 3,30 | 1,00 | 3+ | 1  |
| <b>BURAN</b>        | GM-RO-153 | 0,95 x 0,95 x 2,01 | 4,95 x 4,95 | 1,50 | 6+ | 3  |



**MISTRAL 3**  
GM0473P



**MISTRAL 4**  
GM0474P



**TORNADO**  
GM0147











**BREEZE 3**  
GM-RO-202




**BREEZE 4**  
GM-RO-203




|                  |  |  |  |  |  |  |  |
|------------------|---|---|---|---|--|---|---|
| <b>MISTRAL 3</b> | GM0473P   | 1,70 x 1,70 x 0,72  | 5,70 x 5,70   | 1,00  | 3+   | 3   |   |
| <b>MISTRAL 4</b> | GM0474P   | 1,70 x 1,70 x 0,72  | 5,70 x 5,70   | 1,00  | 3+   | 4   |   |
| <b>BREEZE 3</b>  | GK-RO-202   | 1,58 x 1,58 x 0,73  | 5,58 x 5,58   | 1,00  | 3+   | 3   |   |
| <b>BREEZE 4</b>  | GK-RO-203   | 1,58 x 1,58 x 0,73  | 5,58 x 5,58   | 1,00  | 3+   | 4   |   |
| <b>TORNADO</b>   | GM0147  | 1,33 x 1,33 x 0,73  | 5,33 x 5,33   | 1,00  | 3+   | 4   |   |
| <b>HURRICANE</b> | GM0324-2P   | 1,30 x 1,30 x 0,80  | 5,60 x 5,60   | 1,00  | 3+   | 8   |   |
| <b>NORTE</b>     | GK-RO-201   | 1,32 x 1,32 x 0,74  | 5,32 x 5,32   | 1,00  | 3+   | 6   |   |



**HURRICANE**  
GM0324-2P




**NORTE**  
GM-RO-201



**MARIN 1**  
TO-RO-03

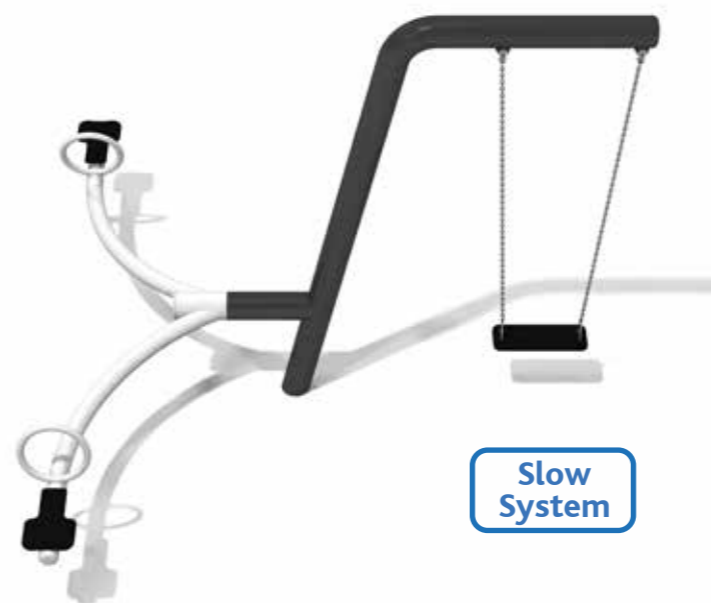
**LESTE**  
TO-RO-02



**PAMPERO**  
TO-RO-01



**SNAKE**  
GM1652








**MANTIS**  
GM1642



**STARGATE**  
GM1606



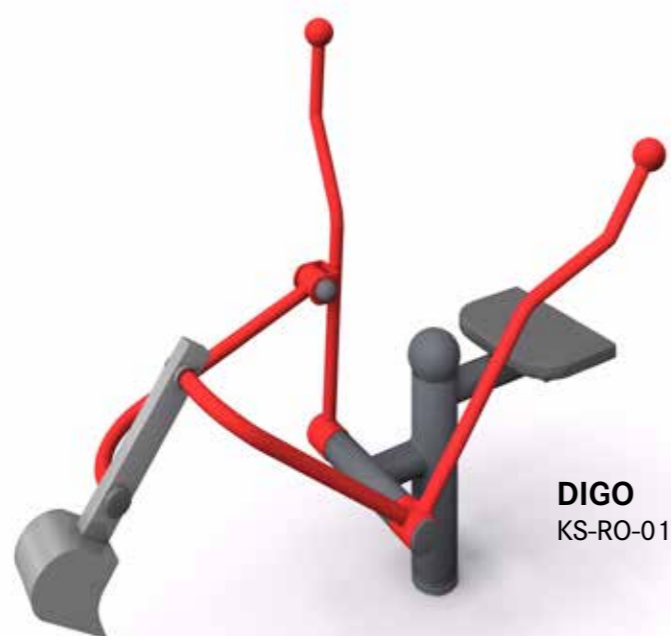
|                 |          |  |  |  |  |  |
|-----------------|----------|---|---|--|---|---|
| <b>MARIN</b>    | TO-RO-03 | 0,66 x 0,66 x 1,20  | 4,66 x 4,66   | 1,00   | 3+  | 1   |
| <b>LESTE</b>    | TO-RO-02 | 1,50 x 1,50 x 0,95  | 5,50 x 5,50   | 1,00   | 3+  | 6   |
| <b>PAMPERO</b>  | TO-RO-01 | 1,50 x 1,50 x 0,80  | 5,50 x 5,50   | 1,00   | 3+  | 4   |
| <b>SNAKE</b>    | GM1652   | 3,00 x 1,42 x 1,13  | 6,00 x 4,42   | 0,86   | 3+  | 2   |
| <b>MANTIS</b>   | GM1642   | 2,80 x 3,00 x 2,29  | 4,67 x 7,50   | 1,27   | 3+  | 3   |
| <b>STARGATE</b> | GM1606   | 2,59 x 0,32 x 2,16  | 1,75 x 7,34   | 1,20   | 3+  | 1   |



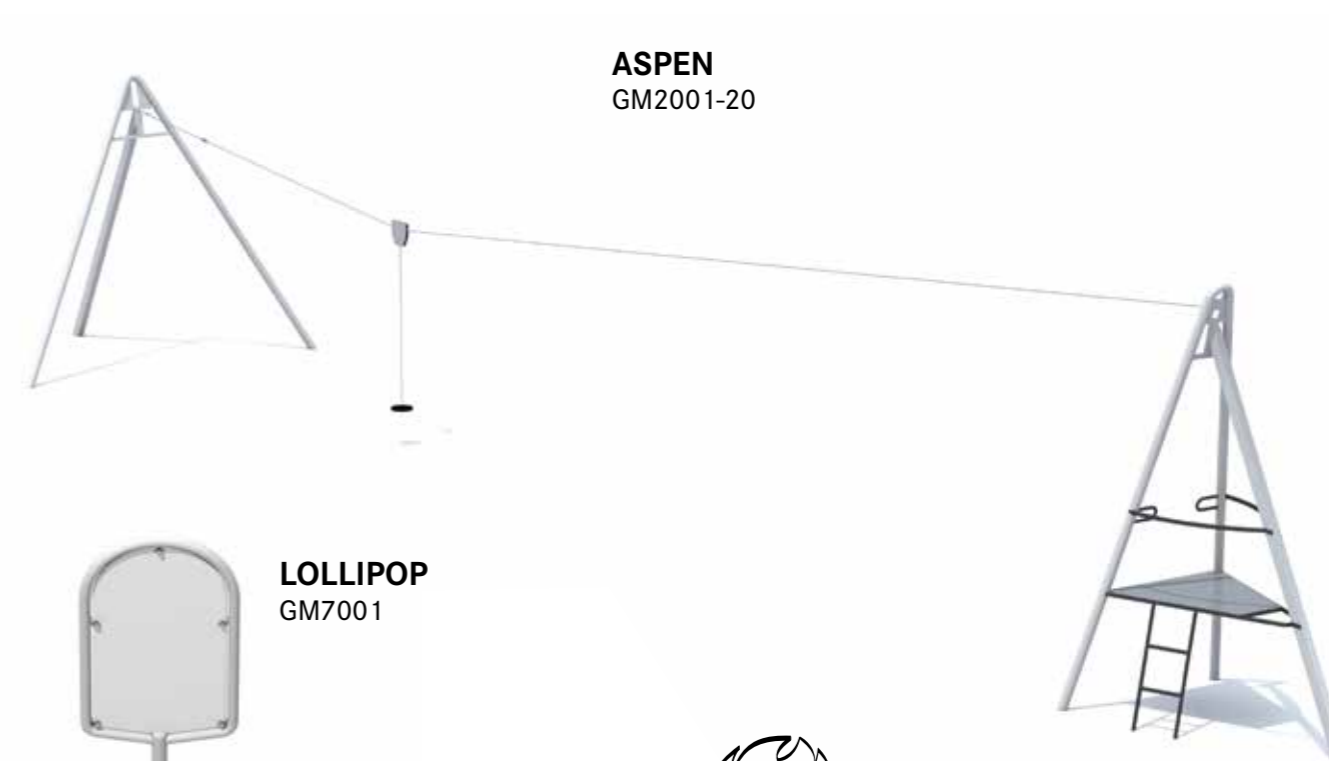
**CRAB**  
GM1654



**OCTOPUS**  
GM1656



**DIGO**  
KS-RO-01








**ASPEN**  
GM2001-20



**LOLLIPOP**  
GM7001



|                  |           |  |  |  |  |  |
|------------------|-----------|---|---|--|---|---|
| <b>CRAB</b>      | GM1654    | 3,00 x 2,40 x 1,13  | 5,40 x 6,00   | 0,86   | 3+  | 4   |
| <b>OCTOPUS</b>   | GM1656    | 5,44 x 4,78 x 1,16  | 7,78 x 8,44   | 0,86   | 3+  | 6   |
| <b>DIGO</b>      | KS-RO-01  | 1,42 x 0,55 x 0,88  | 5,20 x 5,20   | 1,00   | 3+  | 1   |
| <b>ASPEN 20M</b> | GM2001-20 | 23,62 x 4,01 x 3,85   | 24,0 x 4,45   | 1,30   | 6+  | 1   |
| <b>ASPEN 25M</b> | GM2001-25 | 28,87 x 4,25 x 4,13   | 29,0 x 4,45   | 1,58   | 6+  | 1   |
| <b>ASPEN 30M</b> | GM2001-30 | 34,01 x 4,30 x 4,35   | 34,5 x 4,45   | 1,80   | 6+  | 1   |
| <b>LOLLIPOP</b>  | MA7001    | 0,6 x 0,05 x 2,18   | 3,59 x 3,04   | -  | -   | -   |

PARK



**Cubic-shaped playgrounds, light in the form.**  
**Spielplätze mit einfachem, leichtem Design.**

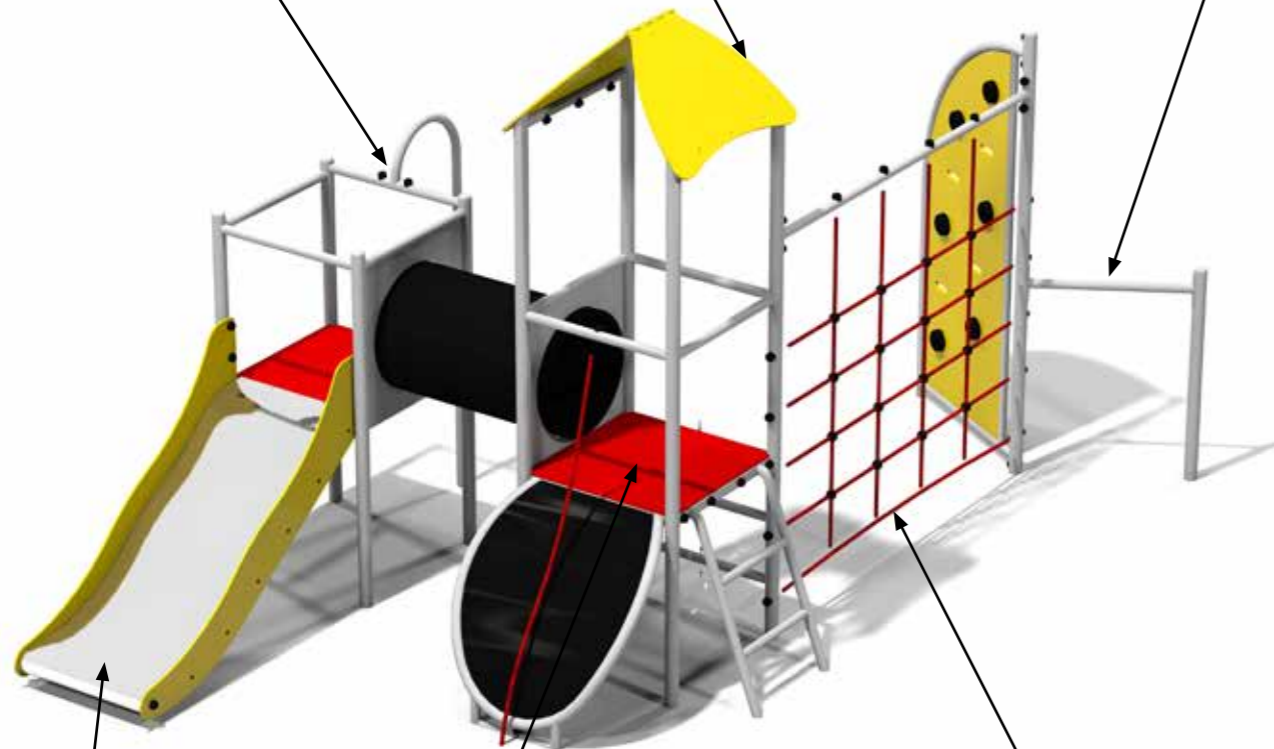
Quick and easy installation.  
Einfache und schnelle Montage.

The walls are made of HDPE boards, which are resistant to intensive use and are easy to clean. Their vivid colors underline the aesthetic value of the playground.

Die Anlagewände sind aus HDPE-Platten hergestellt, die bei intensiver Nutzung nicht verschleifen und leicht zu reinigen sind. Ihre lebendigen Farben betonen den ästhetischen Wert des Spielplatzes.

Galvanized and powder painted steel resistant to rust.

Verzinkter, pulverbeschichteter Stahl.



Fun, wave-shaped slide guarantees great fun.

Wellenförmige Rutsche gewährleistet mehr Spaß beim Spielen.

PE panels with a non-slip structure ensure safety and limit the possibility of uncontrolled slipping during play.

PE-Kunststoffplatten mit einer rutschfesten Struktur gewährleisten die Sicherheit und begrenzen die Möglichkeit des unkontrollierten Rutschens während des Spiels.

Durable polypropylene ropes are reinforced with a steel cores to ensure safety while playing.

Langlebige Polypropylen-Seile, sind mit einem Stahlkern verstärkt und sorgen für Sicherheit beim Spielen.

**Play units | Spielanlagen**



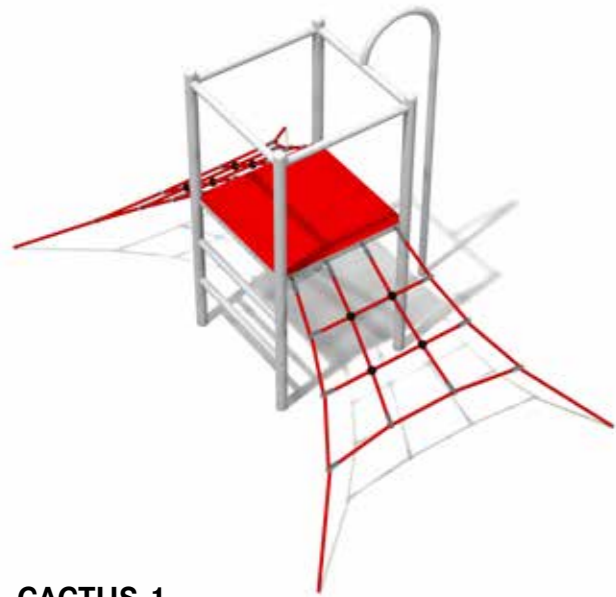
**Swings | Schaukeln**



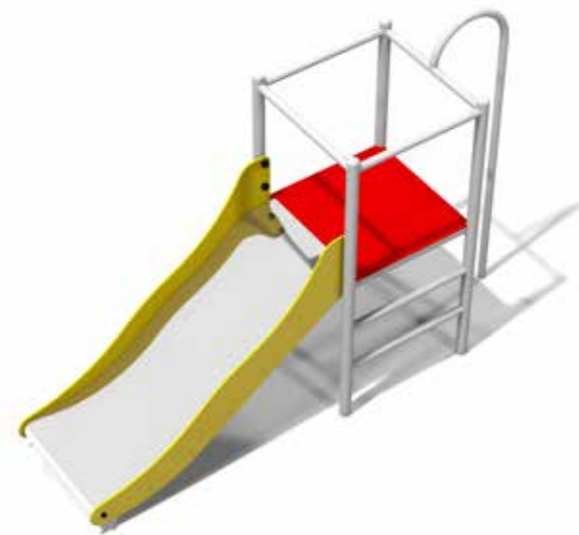
**Hammocks and Seesaws | Hängematten und Wippe**



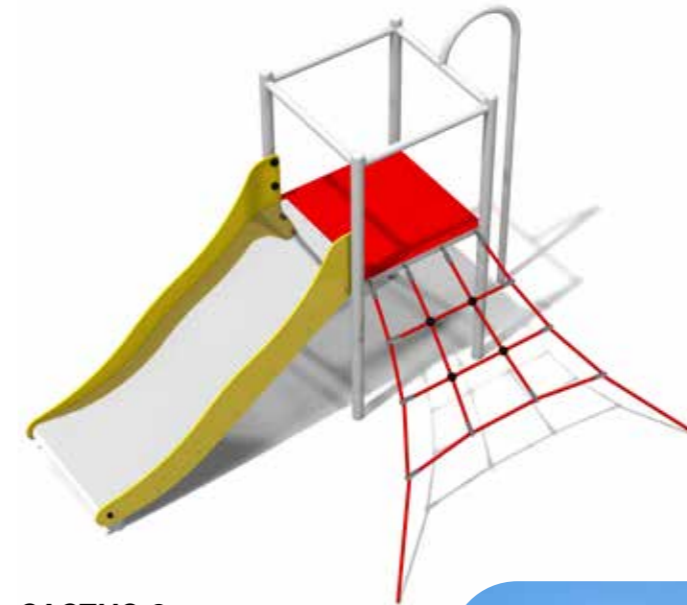




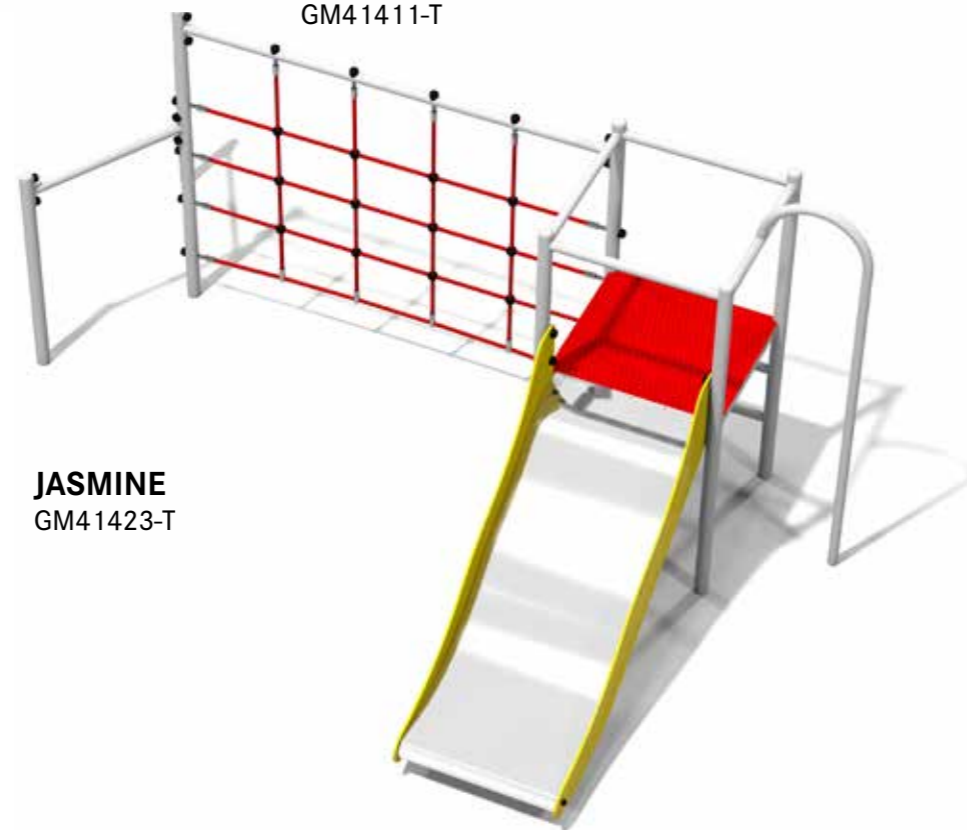
**CACTUS 1**  
GM41413-T



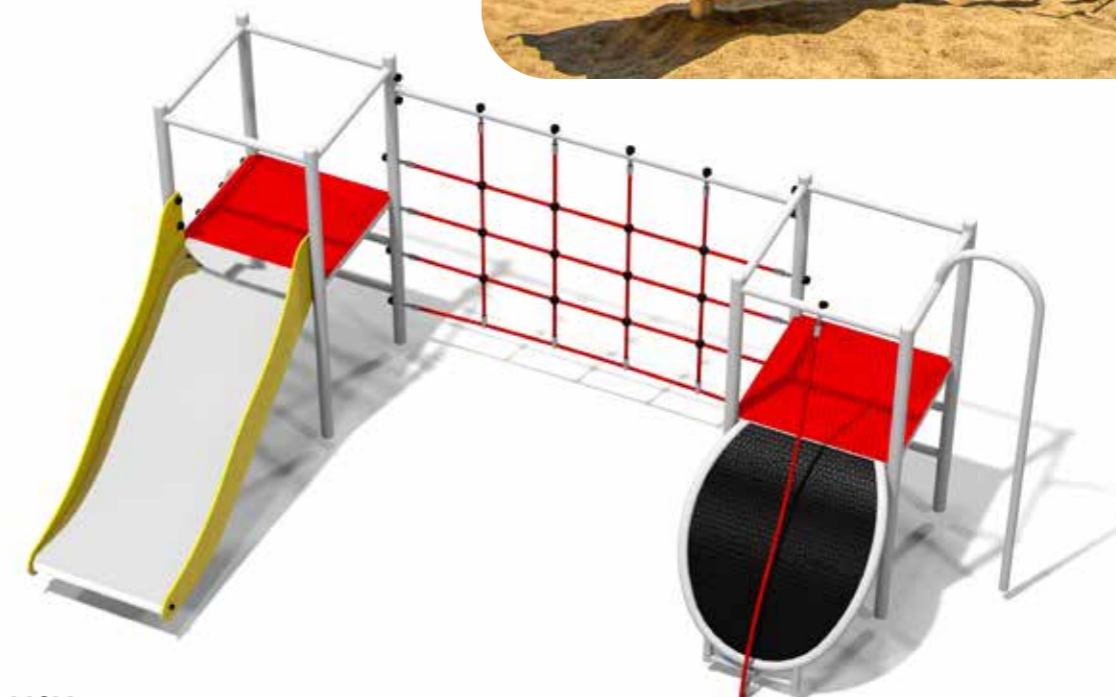
**CACTUS 2**  
GM41411-T









**CACTUS 3**  
GM41412-T



**JASMINE**  
GM41423-T



**DAISY**  
GM424401-T

|                 |            |  |  |  |  | <b>H:</b> |  |  |
|-----------------|------------|---|---|---|---|-----------|---|---|
| <b>CACTUS 1</b> | GM41413-T  |   |   | 2,93 x 1,84 x 1,80  | 5,97 x 4,83   | 0,90      | 3+  | 4   |
| <b>CACTUS 2</b> | GM41411-T  |   |   | 2,68 x 0,81 x 1,80  | 6,20 x 3,79   | 0,90      | 3+  | 2   |
| <b>JASMINE</b>  | GM41423-T  |   |   | 3,63 x 2,93 x 1,80  | 6,66 x 6,44   | 1,80      | 3+  | 8   |
| <b>CACTUS 3</b> | GM41412-T  |   |   | 2,77 x 1,87 x 1,80  | 6,26 x 4,88   | 0,90      | 3+  | 3   |
| <b>DAISY</b>    | GM424401-T |   |   | 4,33 x 2,25 x 1,80  | 7,38 x 5,75   | 0,90      | 3+  | 7   |



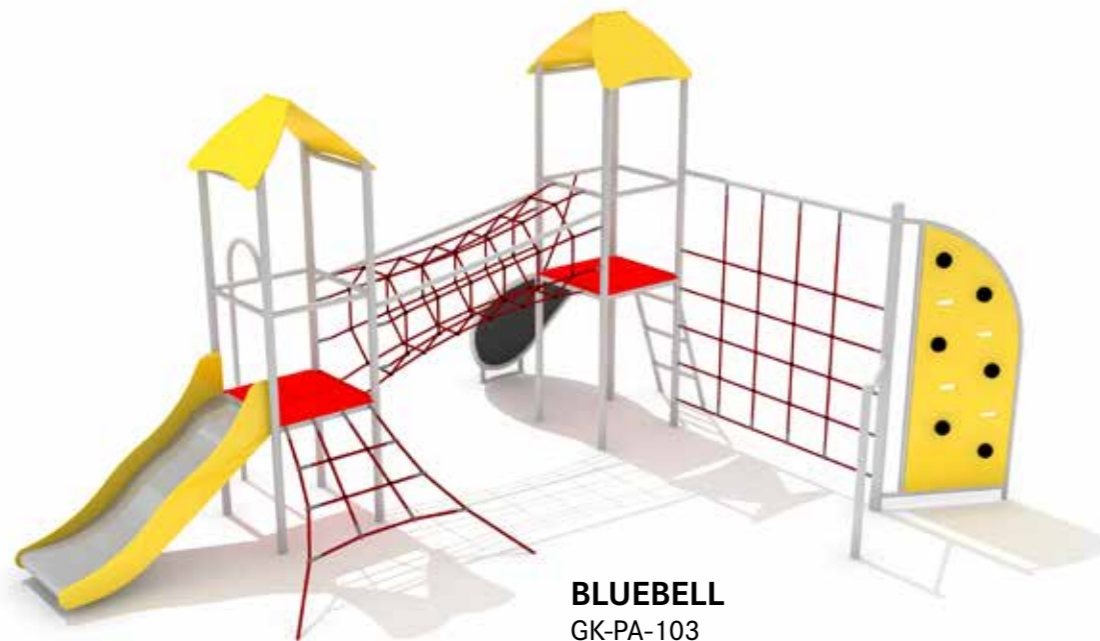
**BERGAMOT**  
GK-PA-101



**MARIGOLD**  
GK-PA-102










**LILAC**  
GK-PA-105



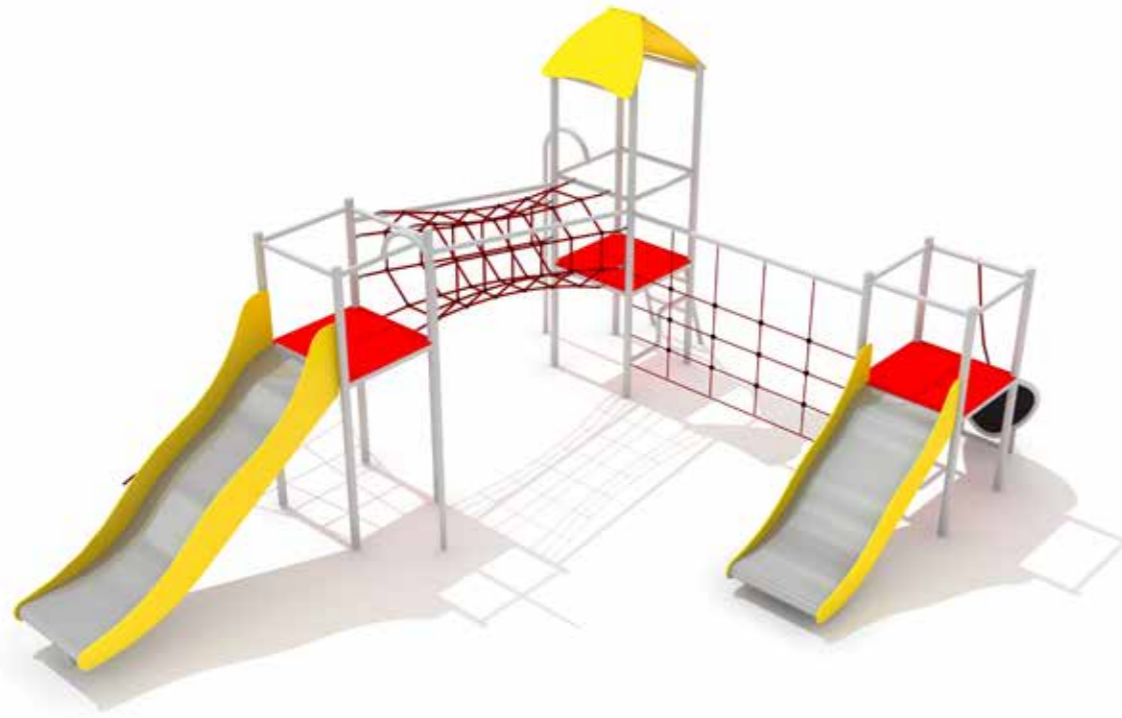
**BLUEBELL**  
GK-PA-103



**PANSY**  
GK-PA-106

|  |  |  |  |  |  |  |
|---|---|---|---|--|---|---|
| <b>BERGAMOT</b>   | GK-PA-101   | 3,77 x 3,29 x 2,86  | 6,77 x 6,79   | 0,90   | 3+  | 7   |
| <b>MARIGOLD</b>   | GK-PA-102   | 6,98 x 2,85 x 2,86  | 10,98 x 5,85  | 1,26   | 3+  | 6   |
| <b>BLUEBELL</b>   | GK-PA-103   | 5,83 x 4,24 x 3,22  | 9,31 x 7,21   | 1,95   | 3+  | 13  |
| <b>LILAC</b>  | GK-PA-105   | 5,97 x 4,58 x 3,22  | 9,47 x 7,58   | 1,95   | 3+  | 13  |
| <b>PANSY</b>  | GK-PA-106   | 6,98 x 4,28 x 2,86  | 10,98 x 7,28  | 1,95   | 3+  | 12  |

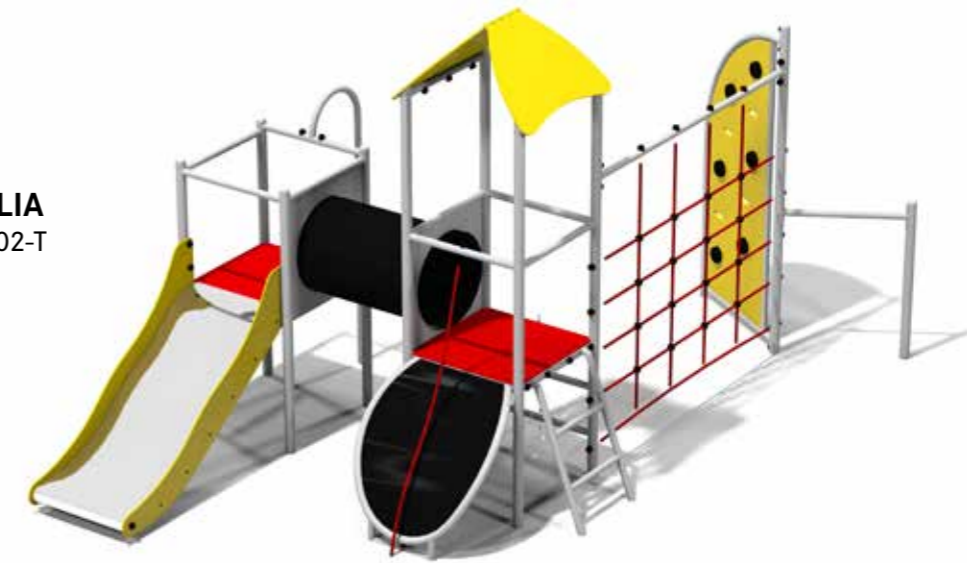
**POPPY**  
GK-PA-104



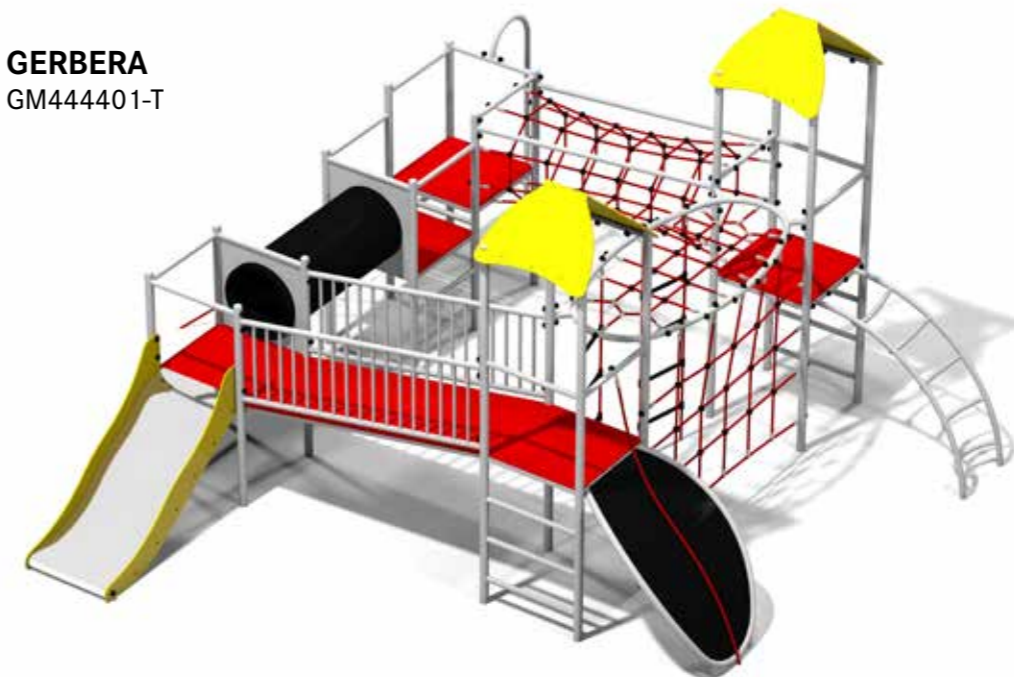
**PETUNIA**  
GK-PA-107










**CAMELLIA**  
GM424402-T



**GERBERA**  
GM444401-T



|                 |            |  |  |  |  |  |  |  |
|-----------------|------------|---|---|---|---|--|---|---|
| <b>POPPY</b>    | GK-PA-104  | 6,15 x 5,00 x 2,86  |   | 9,65 x 8,00   | 1,50  | 3+   | 9   |   |
| <b>PETUNIA</b>  | GK-PA-107  | 6,78 x 4,72 x 3,22  |   | 10,28 x 7,82  | 1,95  | 3+   | 18  |   |
| <b>CAMELLIA</b> | GM424402-T | 4,70 x 3,09 x 2,86  |   | 8,19 x 6,07   | 2,00  | 3+   | 10  |   |
| <b>GERBERA</b>  | GM444401-T | 5,83 x 5,42 x 3,22  |   | 8,84 x 8,90   | 2,00  | 3+   | 20  |   |



**MARS 2**  
IS-RO-301S










**MOON**  
IS-RO-304



**NEPTUNE 3**  
IS-RO-303BS



**ORION 3**  
IS-RO-302BS

|                  |             |  |  |  |  |  |  |  |
|------------------|-------------|---|---|---|---|--|---|---|
| <b>MARS 1</b>    | IS-RO-301S  | 2,65 x 1,84 x 2,26  | 1,75 x 7,35   | 1,25  | 3+  | 1  |   |   |
| <b>MARS 2</b>    | IS-RO-301B  | 2,65 x 1,84 x 2,26  | 1,75 x 7,35   | 1,06  | 3+  | 1  |   |   |
| <b>MOON</b>      | IS-RO-304   | 2,90 x 1,84 x 2,26  | 1,85 x 7,35   | 1,21  | 3+  | 2  |   |   |
| <b>NEPTUNE 1</b> | IS-RO-303S  | 6,19 x 1,84 x 2,26  | 5,35 x 7,35   | 1,25  | 3+  | 4  |   |   |
| <b>NEPTUNE 2</b> | IS-RO-303B  | 6,19 x 1,84 x 2,26  | 5,35 x 7,35   | 1,21  | 3+  | 4  |   |   |
| <b>NEPTUNE 3</b> | IS-RO-303BS | 6,19 x 1,84 x 2,26  | 5,35 x 7,35   | 1,25  | 3+  | 4  |   |   |
| <b>ORION 1</b>   | IS-RO-302S  | 3,70 x 1,84 x 2,26  | 3,00 x 7,35   | 1,25  | 3+  | 2  |   |   |
| <b>ORION 2</b>   | IS-RO-302B  | 3,70 x 1,84 x 2,26  | 3,00 x 7,35   | 1,06  | 3+  | 2  |   |   |
| <b>ORION 3</b>   | IS-RO-302BS | 3,70 x 1,84 x 2,26  | 3,00 x 7,35   | 1,25  | 3+  | 2  |   |   |





**SUNON 1N**  
IS-RO-351-N



**SUNON 1S**  
IS-RO-351-S



**SUNON 2NS**  
IS-RO-352-NS



**SUNON 2BS**  
IS-RO-352-BS



**TULIP**  
GM1652-T



**IRIS 2**  
IS-PA-202




**IRIS 1**  
IS-PA-201



**LINO 1**  
IS-HA-001



**LINO 2**  
IS-HA-002



**LINO 3**  
IS-HA-003

|                  | ...          |                     |              | H    |    |   |
|------------------|--------------|---------------------|--------------|------|----|---|
| <b>SUNON 1S</b>  | IS-RO-351-S  | 1,95 x 0,19 x 1,68  | 6,54 x 1,75  | 0,99 | 3+ | 1 |
| <b>SUNON 1N</b>  | IS-RO-351-N  | 2,60 x 1,06 x 1,68  | 6,20 x 2,34  | 1,09 | 3+ | 1 |
| <b>SUNON 2BS</b> | IS-RO-352-BS | 3,80 x 0,29 x 1,68  | 6,54 x 3,60  | 0,99 | 3+ | 2 |
| <b>SUNON 2NS</b> | IS-RO-352-NS | 4,45 x 1,06 x 1,68  | 6,54 x 4,22  | 1,10 | 3+ | 2 |
| <b>TULIP</b>     | GM1652-T     | 2,80 x 0,51 x 0,90  | 2,51 x 4,80  | 0,90 | 3+ | 2 |
| <b>IRIS 1</b>    | IS-PA-201    | 3,04 x 0,38 x 0,75  | 5,04 x 2,38  | 0,95 | 3+ | 2 |
| <b>IRIS 2</b>    | IS-PA-202    | 3,04 x 0,38 x 0,75  | 5,04 x 2,38  | 0,95 | 3+ | 4 |
| <b>LINO 1</b>    | IS-HA-001    | 3,40 x 0,90 x 1,30  | 6,40 x 3,90  | 0,48 | 3+ | 1 |
| <b>LINO 2</b>    | IS-HA-002    | 6,70 x 0,90 x 1,30  | 9,70 x 3,90  | 0,48 | 3+ | 2 |
| <b>LINO 3</b>    | IS-HA-003    | 10,00 x 0,90 x 1,30 | 13,00 x 3,90 | 0,48 | 3+ | 3 |



Bridges and rope tunnels made of strong polyamide rope.

Kletterbrücken und Tunnel sind aus starkem Polyamid-Seil gefertigt.

Tunnels made of polypropylene.

Tunnel aus Polypropylen.

Funny graphics on roofs and side panels.

Fröhliche Kindermotive auf den Dächern und Seitenpaneelen.



Structure made of stable, metal profiles.

Stabile Konstruktion aus Stahl.

Colorful polyethylene slides are protected against heating.

Bunte PE-Rutschen werden nie heiß.

Extremely durable HPL platform board is equipped with non-slip structure that ensures safety and limits possibility of uncontrolled slippage during play.

Langlebige HPL-Platte mit einer rutschfesten Struktur gewährleistet die Sicherheit und begrenzt die Möglichkeit des unkontrollierten Rutschens während des Spiels.

## AVELO

For children 3-6 years old

Für 3-6 jährige Kinder



## PIRO

For children under 3 years old

Für Kinder unter 3 Jahren



**AVELO 4-2**  
BO-AK-542










**AVELO 3-5**  
BO-AK-535



**AVELO 4-3**  
BO-AK-543

**AVELO 3-3**  
BO-AK-533



|                  |           |  |  |  |  |  |  |  |
|------------------|-----------|---|---|---|---|--|---|---|
| <b>AVELO 4-2</b> | BO-AK-542 |   |   | 5,37 x 4,64 x 3,11  | 8,87 x 8,14   | 1,94   | 3+  | 12  |
| <b>AVELO 4-3</b> | BO-AK-543 |   |   | 7,64 x 5,37 x 3,11  | 11,64 x 8,87  | 1,94   | 3+  | 12  |
| <b>AVELO 3-5</b> | BO-AK-535 |   |   | 5,61 x 3,11 x 3,11  | 8,61 x 6,61   | 1,20   | 3+  | 10  |
| <b>AVELO 3-3</b> | BO-AK-533 |   |   | 4,95 x 4,07 x 3,11  | 7,95 x 8,07   | 1,20   | 3+  | 9   |





**AVELO 3-4**  
BO-AK-534



**AVELO 2-4**  
BO-AK-524



**AVELO 1-2**  
BO-AK-512



**AVELO 1-3**  
BO-AK-513










**AVELO 2-3**  
BO-AK-523



**AVELO 2-5**  
BO-AK-525



|  |  |  |  |  |  |  |
|---|---|---|---|--|---|---|
| <b>AVELO 3-4</b>  | BO-AK-534   | 5,37 x 3,24 x 3,11  | 8,87 x 6,24   | 1,20   | 3+  | 11  |
| <b>AVELO 2-4</b>  | BO-AK-524   | 4,75 x 3,42 x 3,11  | 8,75 x 6,42   | 1,20   | 3+  | 6   |
| <b>AVELO 2-3</b>  | BO-AK-523   | 4,07 x 3,42 x 3,11  | 8,07 x 6,42   | 1,94   | 3+  | 4   |
| <b>AVELO 2-5</b>  | BO-AK-525   | 4,79 x 1,31 x 3,11  | 8,29 x 4,31   | 1,20   | 3+  | 5   |
| <b>AVELO 1-2</b>  | BO-AK-512   | 2,82 x 0,78 x 1,72  | 6,32 x 3,78   | 0,90   | 3+  | 2   |
| <b>AVELO 1-3</b>  | BO-AK-513   | 2,75 x 1,82 x 3,11  | 6,25 x 4,82   | 1.20   | 3+  | 2   |



**PIRO 4-1**  
BO-AK-541



**PIRO 3-1**  
BO-AK-531



**PIRO 3-2**  
BO-AK-532










**PIRO 2-1**  
BO-AK-521



**PIRO 2-2**  
BO-AK-522



**PIRO 1-1**  
BO-AK-511

|                 |           |  |  |  |  |  |  |  |
|-----------------|-----------|---|---|---|---|--|---|---|
| <b>PIRO 4-1</b> | BO-AK-541 | 4,83 x 2,99 x 2,25  | 8,83 x 5,99   | 1,33  | 1+  | 9  |   |   |
| <b>PIRO 3-2</b> | BO-AK-532 | 4,27 x 2,99 x 2,25  | 7,77 x 5,99   | 1,33  | 1+  | 6  |   |   |
| <b>PIRO 3-1</b> | BO-AK-531 | 6,31 x 0,92 x 2,25  | 9,83 x 3,93   | 0,59  | 1+  | 6  |   |   |
| <b>PIRO 2-1</b> | BO-AK-521 | 4,27 x 0,92 x 2,25  | 7,77 x 3,92   | 0,59  | 1+  | 3  |   |   |
| <b>PIRO 2-2</b> | BO-AK-522 | 3,93 x 1,29 x 2,25  | 7,43 x 4,29   | 0,59  | 1+  | 4  |   |   |
| <b>PIRO 1-1</b> | BO-AK-511 | 2,23 x 0,92 x 2,25  | 5,73 x 3,93   | 0,59  | 1+  | 2  |   |   |



**Wood type ROBINIA**

Beams approximately 16 cm thick. The hardwood is very durable and thus does not require frequent repairs. The natural appearance makes play even more attractive.

**Robinienholz**

Balken mit einer Dicke von ca. 16 cm. Das Hartholz ist sehr langlebig und erfordert daher keine häufigen Reparaturen. Das natürliche Aussehen macht das Spielen noch attraktiver.

**HDPE Board**

Decorations made from colorful 15mm thick board. They give an attractive appearance reminiscent of forest motifs.

**HDPE-Platte**

Dekorationen aus einer 15 mm dicken, bunten Platte. Sie verleihen ein attraktives Aussehen, das an Waldmotive erinnert.

**Wood Connectors**

All wooden elements are joined together with stainless connectors.

**Holzverbinder**

Alle Holzelemente sind mit rostfreien Verbindern miteinander verbunden.

**Ropes**

6-strand ropes with an internal steel core for enhanced durability.

**Seile**

6-strängige Seile mit einem inneren Stahldrahtkern für erhöhte Haltbarkeit.

**Stainless Steel**

The slide and bars are made of stainless steel. The elements are durable and very aesthetically pleasing

**Edelstahl**

Die Rutsche und Stangen sind aus Edelstahl gefertigt. Die Elemente sind langlebig und sehr ästhetisch.



The hardwood ROBINIA is very durable and therefore does not require frequent repairs.

Hartholz ROBINIA ist sehr langlebig und erfordert daher keine häufigen Reparaturen.

The natural appearance of the wood ensures that play is even more attractive.

Das natürliche Aussehen des Holzes sorgt dafür, dass das Spielen noch attraktiver wird.

The wood we use is sourced from plantations with FSC certification.

Das von uns verwendete Holz stammt aus Plantagen mit FSC-Zertifizierung.





**ROBINIA 1**  
02-ROB-700



**ROBINIA 2**  
02-ROB-701



**ROBINIA 5**  
02-ROB-200-N



**ROBINIA 8**  
02-ROB-203-BS



**ROBINIA 3**  
02-ROB-702



**ROBINIA 4**  
02-ROB-703



**ROBINIA 9**  
02-ROB-204-NS



| <b>ROBINIA 1</b>  | 02-ROB-700    | 3,75 x 4,20 x 4,25 | 7,25 x 7,20  | 90,00  | 3-12 | 10 |
|-------------------|---------------|--------------------|--------------|--------|------|----|
| <b>ROBINIA 2</b>  | 02-ROB-701    | 3,60 x 4,42 x 4,25 | 6,60 x 7,92  | 120,00 | 3-12 | 10 |
| <b>ROBINIA 3</b>  | 02-ROB-702    | 5,25 x 9,00 x 4,80 | 8,75 x 12,00 | 200,00 | 3-12 | 16 |
| <b>ROBINIA 4</b>  | 02-ROB-703    | 9,40 x 6,42 x 4,50 | 13,00 x 9,92 | 210,00 | 3-12 | 25 |
| <b>ROBINIA 5</b>  | 02-ROB-200-N  | 2,38 x 3,21 x 2,48 | 7,50 x 2,35  | 137,00 | 3-12 | 2  |
| <b>ROBINIA 8</b>  | 02-ROB-203-BS | 2,38 x 3,89 x 2,48 | 7,50 x 3,17  | 134,00 | 3-12 | 2  |
| <b>ROBINIA 9</b>  | 02-ROB-204-NS | 2,38 x 4,46 x 2,48 | 7,50 x 5,25  | 137,00 | 3-12 | 2  |
| <b>ROBINIA 11</b> | 02-ROB-650    | 0,73 x 3,00 x 1,05 | 2,73 x 4,91  | 90,00  | 3-12 | 2  |
| <b>ROBINIA 12</b> | 02-ROB-600    | 0,32 x 0,95 x 0,86 | 2,32 x 3,55  | 58,00  | 1-12 | 1  |



**ROBINIA 11**  
02-ROB-650



**ROBINIA 12**  
02-ROB-600




**ROBINIA 13**  
02-ROB-1100



**ROBINIA 14**  
BO-DR-102



**ROBINIA 21**  
02-ROB-1103



**ROBINIA 17**  
02-ROB-705



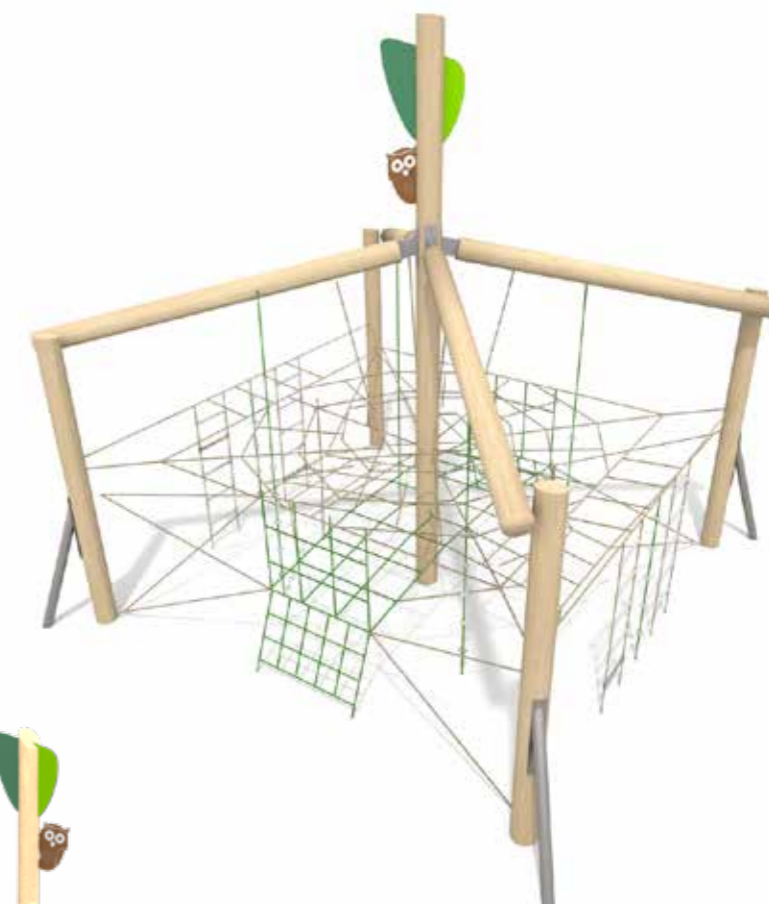
**ROBINIA 20**  
02-ROB-708



**ROBINIA 19**  
02-ROB-707



**ROBINIA 18**  
02-ROB-706



**ROBINIA 16**  
02-ROB-1102



**ROBINIA 15**  
02-ROB-704

| <b>ROBINIA 13</b> | 02-ROB-1100 | 2,75 x 2,75 x 0,60 | 5,75 x 5,75  | 60,00  | 3-12 | 8  |
|-------------------|-------------|--------------------|--------------|--------|------|----|
| <b>ROBINIA 14</b> | 02-ROB-1101 | 2,52 x 2,52 x 4,80 | 5,86 x 5,86  | 99,00  | 3-12 | 12 |
| <b>ROBINIA 15</b> | 02-ROB-704  | 9,87 x 4,60 x 4,45 | 12,87 x 8,30 | 201,00 | 3-12 | 18 |
| <b>ROBINIA 16</b> | 02-ROB-1102 | 5,33 x 5,33 x 4,80 | 8,47 x 8,47  | 170,00 | 3-12 | 25 |
| <b>ROBINIA 17</b> | 02-ROB-705  | 2,75 x 9,60 x 4,80 | 5,75 x 12,60 | 80,00  | 3-12 | 20 |
| <b>ROBINIA 18</b> | 02-ROB-706  | 1,45 x 3,60 x 3,60 | 4,45 x 6,60  | 60,00  | 3-12 | 8  |
| <b>ROBINIA 21</b> | 02-ROB-1103 | 2,05 x 3,45 x 1,91 | 5,45 x 6,85  | 180,00 | 3-12 | 4  |
| <b>ROBINIA 20</b> | 02-ROB-708  | 2,20 x 1,85 x 3,60 | 5,20 x 4,85  | 100,00 | 3-12 | 4  |
| <b>ROBINIA 19</b> | 02-ROB-707  | 3,80 x 0,45 x 4,80 | 6,80 x 3,45  | 150,00 | 3-12 | 3  |




**Flexi-Step**  
FLEXIBLE SOLUTIONS



The Flexi-Step tiles are a perfect solution for playgrounds, sport fields, paths, studs, golf courses and swimming pools. The tiles are UV-resistant and available in several vibrant colours and thicknesses. Suitable for intensive use and public needs, they are certified according to EN 1177 standards, guarantees a safe fall even from 2.8 meters.


Die Flexi-Step-Platten sind eine perfekte Lösung für Spielplätze, Sportplätze, Wege, Stollen, Golfplätze und Schwimmbäder. Die Platten sind UV-beständig, in mehreren lebendigen Farben sowie in verschiedenen Stärken erhältlich. Sie sind für intensive Nutzung und öffentlichen Bedarf geeignet und entsprechend EN-Normen 1177 zertifiziert, garantieren einen sicheren Fall sogar aus 2,8 Metern.



Safety tiles | Fallschutzplatten



Path border | Wegeinfassung



Tile connection system | Verbindungssystem

| Product                         | Size               | HIC   |
|---------------------------------|--------------------|-------|
| Produkt                         | Maße               |       |
| Safety tile<br>Fallschutzplatte | 500 x 500 x 30 mm  | 1,1 m |
|                                 | 500 x 500 x 35 mm  | 1,2 m |
|                                 | 500 x 500 x 40 mm  | 1,3 m |
|                                 | 500 x 500 x 45 mm  | 1,5 m |
|                                 | 500 x 500 x 50 mm  | 1,6 m |
|                                 | 500 x 500 x 60 mm  | 1,8 m |
|                                 | 500 x 500 x 70 mm  | 2,0 m |
|                                 | 500 x 500 x 75 mm  | 2,4 m |
| 500 x 500 x 90 mm               | 2,8 m              |       |
| Path border<br>Wegeinfassung    | 1000 x 250 x 50 mm | -     |

SAFE

#### SBR colors | SBR-Gummigranulat Farben

The top layer of the tile is a mixture of SBR rubber granules and colored polyurethane binder. The surface is water-permeable, non-slip and resistant to weather conditions and abrasion.

Eine homogene Mischung aus SBR-Gummigranulat. Die oberste Schicht besteht aus farbigem Granulat und farbigem Polyurethankleber.



red rot green grün blue blau



gray grau black schwarz

#### EPDM colors | EPDM-Gummigranulat Farben

The top layer of the tile is made of EPDM granules and colored polyurethane binder. The surface is water-permeable, non-slip and resistant to weather conditions and abrasion.

Die Oberseite der Platte besteht aus farbigem EPDM-Granulat und farbigem Polyurethan-Kleber. Die Unterseite der Platte besteht aus SBR-Granulat.



orange orange yellow gelb beige beige green grün



violet violett blue blau turquoise türkis gray grau





**FITNESS**



Healthy body, healthy mind. Experts recommend a lot of exercise in the fresh air in order to stay healthy and fit for as long as possible. Let's create attractive zones for fitness and meetings.

Körperliche Aktivität ist ein wichtiger Bestandteil unseres Lebens. Besonders die Bewegung an der frischen Luft ist eine Wohltat für Körper, Geist und Seele. Mit unserer Hilfe schaffen Sie attraktive und langlebige Outdoor Bereiche für Training und Treffen mit Freunden.



For younger and elder users.  
Geeignet für Jugendliche und Senioren.

Highest quality.  
Höchste Qualität.

Intuitive exercising.  
Intuitives Training.

Comfortable seats.  
Komfortable Rückenlehne  
und Sitzfläche.

Full range of fitness equipment.  
Große Auswahl an Geräten.

Durable.  
Vandalismus beständig.

Reliable.  
Solid & Langlebig.



#### Comfortable seats make exercising more pleasant

Dank der komfortablen Sitzen wird das Training noch angenehmer



Seats covered by PU material.

Die Sitzfläche und Rückenlehne aus bequemem, flexiblem PU-Material.

#### Create FITNESS zone

We provide ready-made designs of FITNESS zones containing an example of arrangement of the exercise device. It's perfect for people who want to spend time actively.

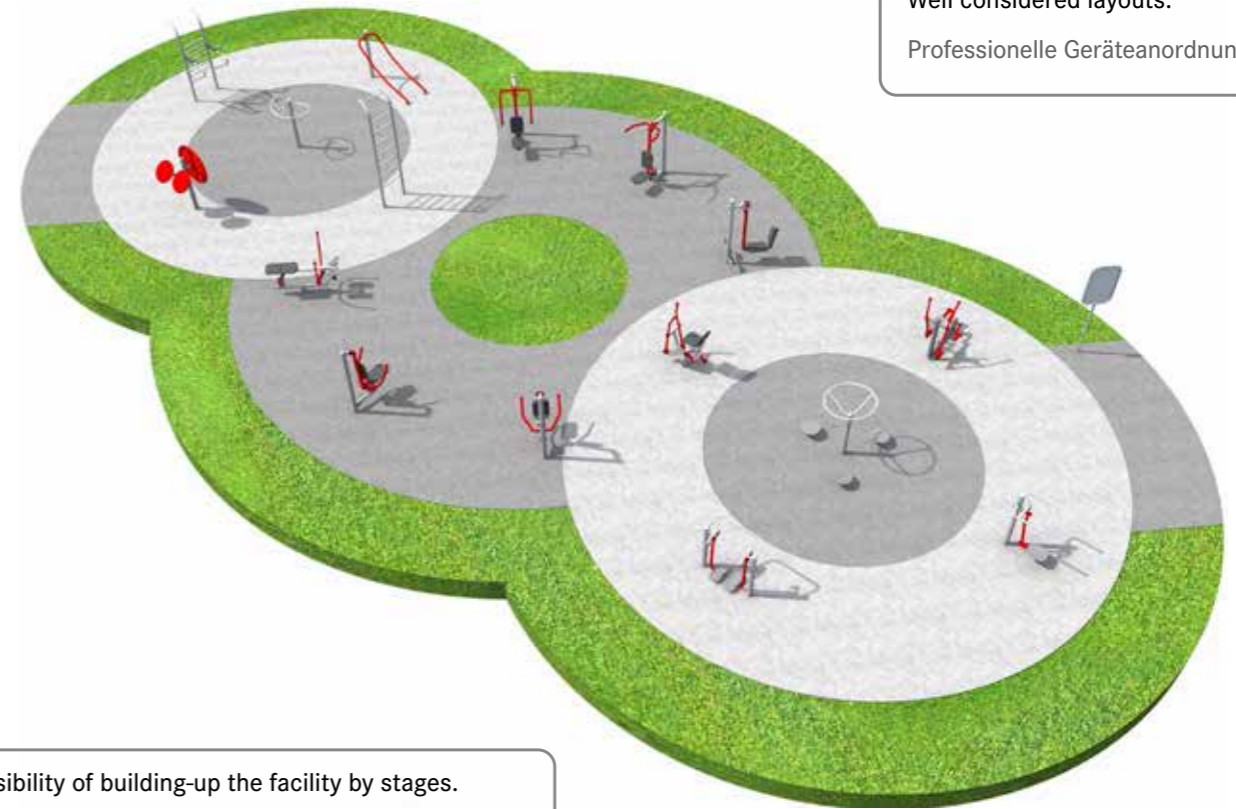
Wir bieten vorgefertigte Projekte von öffentlichen FITNESS-Bereichen an. Hier finden Sie die beispielhafte Anordnung der Trainingsgeräten.



We assist in the selection of devices.  
Unterstützung bei der Produktwahl.

We help in any project modification.  
Unterstützung bei der Projektanpassung.

Well considered layouts.  
Professionelle Geräteanordnung.



Possibility of building-up the facility by stages.  
Den fertigen Projekt kann man Schrittweise erweitern.

Accurate descriptions and instructions.  
Detaillierte Beschreibungen und Anweisungen.

CAD files for designing.  
CAD-Entwürfe.



**SHOULDER PRESS**  
KS-FS-014



**CHEST PULL**  
KS-FS-011



**CHEST PRESS**  
KS-FS-013



**SHOULDER PULL**  
KS-FS-012



**DOUBLE CHEST PRESS**  
KS-FD-011



**CHEST PRESS + CHEST PULL**  
KS-FD-003



**LEG PRESS I**  
BEINPRESSE I  
KS-FS-002



**DOUBLE LEG PRESS I**  
DOPPELTE BEINPRESSE I  
KS-FD-005





**LEG PRESS + CHEST PRESS**  
KS-FD-012



**SHOULDER PRESS + CHEST PRESS**  
KS-FD-010



|                                     | ...       |  |  |
|-------------------------------------|-----------|---|---|
| <b>SHOULDER PRESS</b>               | KS-FS-014 | 1,05 x 0,70 x 1,70  | 4,05 x 3,70   |
| <b>CHEST PULL</b>                   | KS-FS-011 | 1,27 x 0,74 x 1,60  | 4,27 x 3,74   |
| <b>CHEST PRESS</b>                  | KS-FS-013 | 1,26 x 0,70 x 1,60  | 3,26 x 3,70   |
| <b>SHOULDER PULL</b>                | KS-FS-012 | 2,38 x 0,70 x 1,70  | 5,38 x 3,70   |
| <b>LEG PRESS I</b>                  | KS-FS-002 | 1,27 x 0,65 x 1,65  | 4,27 x 3,66   |
| <b>DOUBLE LEG PRESS I</b>           | KS-FD-005 | 1,64 x 0,65 x 1,65  | 4,64 x 3,65   |
| <b>DOUBLE CHEST PRESS</b>           | KS-FD-011 | 2,43 x 0,74 x 1,60  | 5,43 x 3,74   |
| <b>CHEST PRESS + CHEST PULL</b>     | KS-FD-003 | 2,43 x 0,74 x 1,60  | 5,43 x 3,74   |
| <b>SHOULDER PRESS + CHEST PRESS</b> | KS-FD-010 | 2,22 x 0,74 x 1,70  | 5,22 x 3,74   |
| <b>LEG PRESS + CHEST PRESS</b>      | KS-FD-012 | 2,38 x 0,7 x 1,65   | 5,38 x 3,70 m   |



**TWISTER**  
KS-FS-028



**PENDULUM  
PENDEL**  
KS-FS-016




**PENDULUM + TWISTER  
PENDEL + TWISTER**  
KS-FD-007




**DOUBLE  
SHOULDER PULL**  
KS-FD-002



**SHOULDER PRESS  
+ SHOULDER PULL**  
KS-FD-004



**TWISTER + RUNNER + PENDULUM  
TWISTER + LÄUFER + PENDEL**  
KS-FT-001



**TRIPLE TWISTER  
DREIFACHER TWISTER**  
KS-FD-008



**TAI-CHI**  
KS-FS-021



| <b>TWISTER</b>                        | KS-FS-028 | 0,83 x 0,72 x 1,34 | 3,83 x 3,72 |
|---------------------------------------|-----------|--------------------|-------------|
| <b>PENDULUM</b>                       | KS-FS-016 | 0,83 x 0,65 x 1,32 | 3,83 x 3,65 |
| <b>PENDULUM + TWISTER</b>             | KS-FD-007 | 1,35 x 0,74 x 1,54 | 4,35 x 3,74 |
| <b>TWISTER+RUNNER+PENDULUM</b>        | KS-FT-001 | 2,38 x 0,65 x 1,60 | 5,38 x 3,65 |
| <b>DOUBLE SHOULDER PULL</b>           | KS-FD-002 | 2,12 x 0,74 x 1,64 | 5,12 x 3,74 |
| <b>SHOULDER PRESS + SHOULDER PULL</b> | KS-FD-004 | 2,35 x 0,74 x 1,70 | 5,35 x 3,74 |
| <b>TRIPLE TWISTER</b>                 | KS-FD-008 | 1,77 x 1,55 x 1,25 | 4,43 x 4,65 |
| <b>TAI-CHI</b>                        | KS-FS-021 | 1,00 x 0,86 x 1,68 | 4,00 x 3,86 |



**ROWING MACHINE**  
RUDERGERÄT  
KS-FS-015



**HORSE RIDER**  
REITER  
KS-FS-005



**RUNNER**  
LÄUFER  
KS-FS-017



**ORBITREK**  
CROSSTRAINER  
KS-FS-001



**BIKE II**  
KS-FS-007



**BIKE I**  
KS-FS-006





**SKI RUNNER**  
SKILÄUFER  
KS-FS-008



**DOUBLE SKI RUNNER**  
DOPPELTER SKILÄUFER  
KS-FD-006



|                   | ...       |  |  |
|-------------------|-----------|--|---|
| ROWING MACHINE    | KS-FS-015 | 1,42 x 0,97 x 1,25   | 4,42 x 3,97   |
| HORSE RIDER       | KS-FS-005 | 1,25 x 0,71 x 1,23   | 4,25 x 3,71   |
| BIKE II           | KS-FS-007 | 0,89 x 0,50 x 1,25   | 3,84 x 3,50   |
| BIKE I            | KS-FS-006 | 0,93 x 0,50 x 1,32   | 3,93 x 3,50   |
| RUNNER            | KS-FS-017 | 1,00 x 0,54 x 1,40   | 4,00 x 3,54   |
| ORBITREK          | KS-FS-001 | 1,35 x 0,62 x 1,60   | 4,35 x 3,62   |
| SKI RUNNER        | KS-FS-008 | 1,00 x 0,57 x 1,42   | 4,00 x 3,57   |
| DOUBLE SKI RUNNER | KS-FD-006 | 1,91 x 0,57 x 1,42   | 4,91 x 3,57   |



**BENCH  
BANK**  
KS-FS-018



**BACK STRAIGHTENER  
RÜCKENSTRECKER**  
KS-FS-019



**PUSH-UP TRAINER  
LIEGESTÜTZTRAINER**  
KS-FS-022



**RUNNING TRACK  
LAUFBAND**  
KS-FS-023



**STRETCHING TRAINER  
STRETCHING-GERÄT**  
KS-FS-020



**HANDRAILS  
SPOSSENWAND**  
KS-FS-027



**LADDER I  
LEITER I**  
KS-FS-025



**LADDER III  
LEITER III**  
KS-FS-030






**LADDER II  
LEITER II**  
KS-FS-026



**LADDER IV  
LEITER IV**  
KS-FS-031



|  | ...       |  |  |
|---|-----------|--|---|
| BENCH   | KS-FS-018 | 1,34 x 0,41 x 0,45   | 4,50 x 3,50   |
| BACK STRAIGHTENER   | KS-FS-019 | 0,63 x 0,63 x 0,82   | 3,70 x 3,70   |
| PUSH-UP TRAINER   | KS-FS-022 | 1,72 x 0,74 x 1,37   | 4,80 x 3,80   |
| RUNNING TRACK   | KS-FS-023 | 1,25 x 0,57 x 1,41   | 4,25 x 3,57   |
| STRETCHING TRAINER  | KS-FS-020 | 0,83 x 0,83 x 1,27   | 3,85 x 3,58   |
| HANDRAILS   | KS-FS-027 | 0,96 x 0,72 x 2,05   | 3,96 x 3,72   |
| LADDER I  | KS-FS-025 | 0,65 x 0,27 x 1,89   | 4,15 x 3,77   |
| LADDER III  | KS-FS-030 | 0,82 x 0,65 x 1,89   | 3,82 x 3,65   |
| LADDER II   | KS-FS-026 | 0,65 x 0,27 x 2,69   | 5,65 x 5,27   |
| LADDER IV   | KS-FS-031 | 0,82 x 0,65 x 2,69   | 3,82 x 3,65   |

STREET  
**WORKOUT**



Street Workout devices are the perfect complement to an outdoor gym. Calisthenics develops all muscle groups and strengthens entire body. People of all ages can perform this type of exercise. Street Workout devices can be combined in many different ways to create one-of-a-kind training circuits for each part of the body.

Street-Workout-Geräte sind die ideale Ergänzung für ein Outdoor-Fitnessstudio, sie ermöglichen die Entwicklung einzelner Muskelgruppen und die allgemeine Körperstärkung. Die Geräte sind an alle Altersgruppen und Leistungsstufen angepasst. Die Anlagen der Street Workout Serie können beliebig kombiniert werden, um einzigartige Trainingssets für alle Körperteile zu schaffen.

Construction columns with a square profile of 80 x 80 mm and with a wall thickness of 3 mm.  
Konstruktionsmast - Vierkantprofil 80 x 80 mm mit einer Wandstärke von 3 mm.

Gymnastic wheels made of high-quality reinforced plastic, mounted on a belts with a special weave, ensures exceptional durability.

Turnräder aus hochwertigem Kunststoff, montiert auf Riemen mit spezieller Webart, die eine außergewöhnliche Haltbarkeit gewährleisten.

Devices made of anti-corrosive, powder coated steel.

Geräte aus korrosionsgeschütztem, pulverbeschichtetem Stahl.

All screws are secured with polymer plugs.

Alle Schrauben sind mit Polymerkappen gesichert.

A punching bag made of high-quality plawil, with double seams, filled with selected scraps of various types of fabrics.

Boxsack aus hochwertigen Plawil und doppelten Nähten, gefüllt mit ausgewählten Fetzen verschiedener Stoffarten.

Special square treads enables reaching to the top of the device or stretching with an exercise band.

Spezielle quadratische Stufen zum Erreichen der Oberseite des Geräts oder zum Stretching mit einem Übungsgummi.



**STREET WORKOUT 1**  
KS-SW-19



**STREET WORKOUT 2**  
KS-SW-20



**STREET WORKOUT 3**  
KS-SW-21



**STREET WORKOUT 4**  
KS-SW-22



| <b>STREET WORKOUT 1</b> | KS-SW-19 | 1,40 x 1,40 x 2,50 | 5,40 x 5,40 | 1,40 |
|-------------------------|----------|--------------------|-------------|------|
| <b>STREET WORKOUT 2</b> | KS-SW-20 | 2,16 x 1,00 x 2,50 | 5,16 x 4,00 | 1,40 |
| <b>STREET WORKOUT 3</b> | KS-SW-21 | 2,42 x 2,16 x 2,50 | 5,42 x 5,16 | 1,40 |
| <b>STREET WORKOUT 4</b> | KS-SW-22 | 3,48 x 1,40 x 2,50 | 7,48 x 5,40 | 1,40 |





**STREET WORKOUT 5**  
KS-SW-23



**STREET WORKOUT 6**  
KS-SW-24



**STREET WORKOUT 9**  
KS-SW-27



**STREET WORKOUT 10**  
KS-SW-28



**STREET WORKOUT 7**  
KS-SW-25



**STREET WORKOUT 8**  
KS-SW-26



**STREET WORKOUT 11**  
KS-SW-29




| Icon              | Model    | Dimensions (L x W x H) | Dimensions (L x W) | Height |
|-------------------|----------|------------------------|--------------------|--------|
| STREET WORKOUT 5  | KS-SW-23 | 3,12 x 1,40 x 3,10     | 7,12 x 5,40        | 2,00   |
| STREET WORKOUT 6  | KS-SW-24 | 1,40 x 0,08 x 2,50     | 4,40 x 3,08        | 1,40   |
| STREET WORKOUT 7  | KS-SW-25 | 3,44 x 2,25 x 2,50     | 6,44 x 5,34        | 1,40   |
| STREET WORKOUT 8  | KS-SW-26 | 2,07 x 0,74 x 2,50     | 5,07 x 3,74        | 1,40   |
| STREET WORKOUT 9  | KS-SW-27 | 2,92 x 2,92 x 2,50     | 6,92 x 6,92        | 1,40   |
| STREET WORKOUT 10 | KS-SW-28 | 2,72 x 2,82 x 2,50     | 6,72 x 6,82        | 1,40   |
| STREET WORKOUT 11 | KS-SW-29 | 3,74 x 2,30 x 2,50     | 6,74 x 5,30        | 1,40   |





**STREET WORKOUT 14**  
KS-SW-32



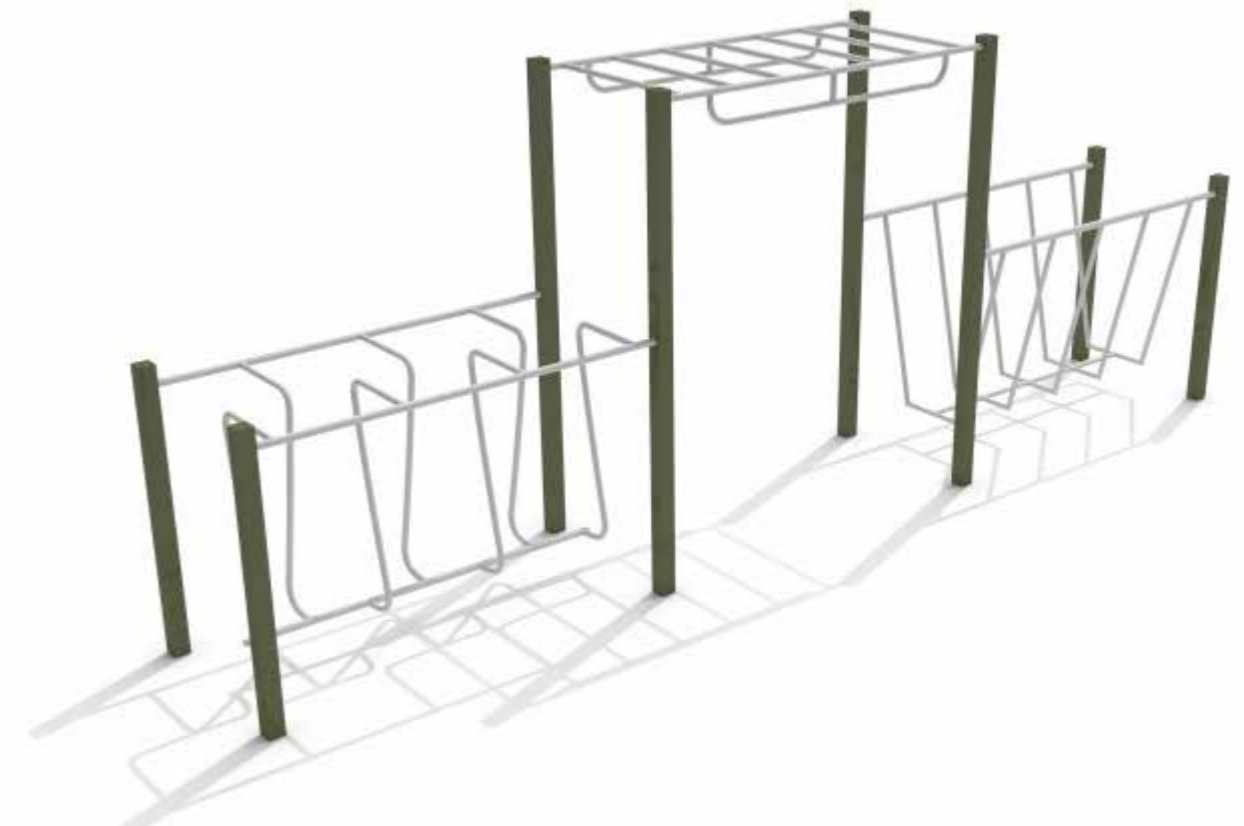
**STREET WORKOUT 15**  
KS-SW-33



**STREET WORKOUT 16**  
KS-SW-34







**STREET WORKOUT 12**  
KS-SW-30



**STREET WORKOUT 13**  
KS-SW-31



|  | ...      |  |  |  |
|---|----------|---|---|---|
| STREET WORKOUT 14   | KS-SW-32 | 4,04 x 0,08 x 2,50  | 7,04 x 3,08   | 1,40  |
| STREET WORKOUT 15   | KS-SW-33 | 4,84 x 0,08 x 3,10  | 8,84 x 4,08   | 2,00  |
| STREET WORKOUT 16   | KS-SW-34 | 4,05 x 0,08 x 2,50  | 7,05 x 3,08   | 1,40  |
| STREET WORKOUT 12   | KS-SW-30 | 4,00 x 3,20 x 2,50  | 7,00 x 6,20   | 1,40  |
| STREET WORKOUT 13   | KS-SW-31 | 6,32 x 1,00 x 2,50  | 9,32 x 4,00   | 1,40  |



**STREET WORKOUT 17**  
KS-SW-42



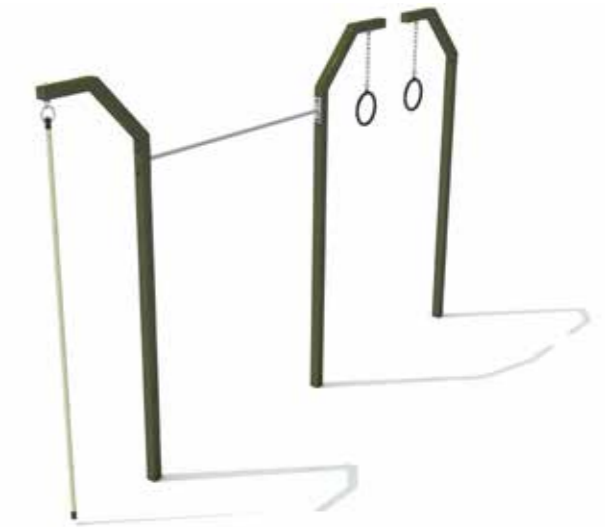
**STREET WORKOUT 18**  
KS-SW-44



**STREET WORKOUT 19**  
KS-SW-45



**STREET WORKOUT 24**  
KS-SW-50



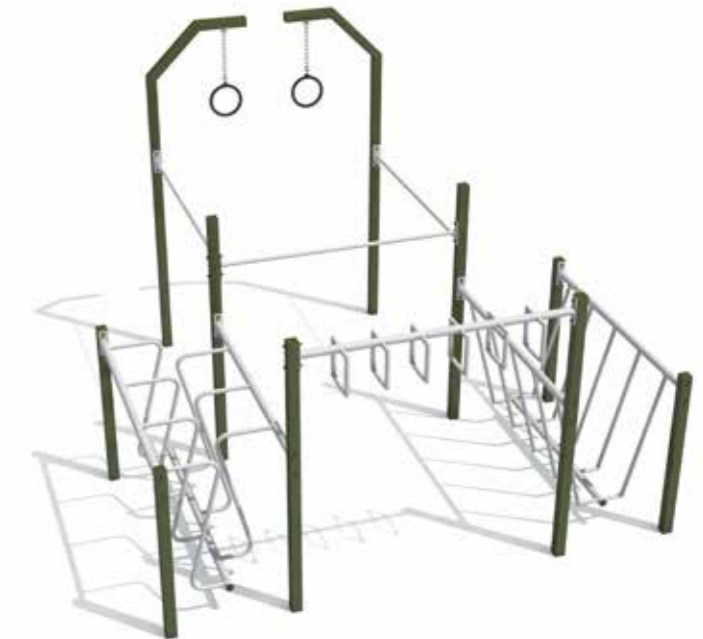
**STREET WORKOUT 22**  
KS-SW-48





**STREET WORKOUT 20**  
KS-SW-46



**STREET WORKOUT 21**  
KS-SW-47



**STREET WORKOUT 23**  
KS-SW-49

|                   | ...      |  |  | H    |
|-------------------|----------|---|---|------|
| STREET WORKOUT 17 | KS-SW-42 | 2,32 x 2,16 x 2,50  | 5,32 x 5,16   | 1,40 |
| STREET WORKOUT 18 | KS-SW-44 | 4,24 x 1,00 x 2,50  | 7,24 x 4,00   | 1,40 |
| STREET WORKOUT 19 | KS-SW-45 | 5,56 x 1,40 x 2,50  | 8,56 x 4,40   | 1,40 |
| STREET WOKROUT 20 | KS-SW-46 | 11,32 x 4,62 x 3,10   | 15,32 x 8,62  | 2,00 |
| STREET WORKOUT 21 | KS-SW-47 | 6,34 x 0,08   | 10,34 x 4,08  | 1,40 |
| STREET WORKOUT 22 | KS-SW-48 | 5,08 x 0,08   | 9,08 x 4,08   | 1,50 |
| STREET WORKOUT 23 | KS-SW-49 | 4,00 x 4,25   | 8,00 x 4,25   | 1,25 |
| STREET WORKOUT 24 | KS-SW-50 | 4,50 x 2,27   | 8,50 x 6,27   | 1,40 |



**STREET WORKOUT 25**  
KS-SW-51



**STREET WORKOUT 27**  
KS-SW-53



**HORIZONTAL LADDER 2**  
BRÜCKE 2  
KS-SW-11



**HORIZONTAL LADDER 1**  
BRÜCKE 1  
KS-SW-10



**STREET WORKOUT 28**  
KS-SW-54



**STREET WORKOUT 29**  
KS-SW-55








**STREET WORKOUT 26**  
KS-SW-52



**PUNCHING BAG**  
BOXSACK  
KS-SW-04



|  |  |  |  |  |
|---|---|---|---|---|
| STREET WORKOUT 25   | KS-SW-51  | 4,25 x 2,90   | 8,25 x 6,90   | 1,40  |
| STREET WORKOUT 26   | KS-SW-52  | 5,33 x 3,82   | 9,33 x 7,82   | 1,40  |
| STREET WORKOUT 27   | KS-SW-53  | 7,26 x 4,25   | 11,26 x 8,25  | 1,40  |
| STREET WORKOUT 28   | KS-SW-54  | 7,26 x 6,68   | 11,26 x 10,68   | 1,40  |
| STREET WORKOUT 29   | KS-SW-55  | 8,77 x 7,26   | 12,77 x 11,26   | 1,40  |
| HORIZONTAL LADDER 2   | KS-SW-11  | 2,16 x 1,00 x 2,50  | 5,16 x 4,00   | 1,40  |
| HORIZONTAL LADDER 1   | KS-SW-10  | 2,16 x 1,00 x 2,50  | 5,16 x 4,00   | 1,40  |
| PUNCHING BAG  | KS-SW-04  | 1,50 x 0,35 x 2,50  | 4,50 x 3,35   | -   |



**HORIZONTAL BAR WITH HANDLES**  
CALISTHENICS HANGELBRÜCKE  
KS-SW-06



**GYMNASTIC RINGS**  
CALISTHENICS RINGE  
KS-SW-07



**VERTICAL LADDER 3**  
CALISTHENICS LEITER MIT AUSLEGER  
KS-SW-36



**VERTICAL LADDER 2**  
CALISTHENICS LEITER 2  
KS-SW-09



**PULL UP ROPE**  
OUTDOOR WORKOUT KLETTERSEIL  
KS-SW-02



**HORIZONTAL BAR**  
CALISTHENICS TURNRECK  
KS-SW-05



**VERTICAL LADDER 1**  
CALISTHENICS LEITER 1  
KS-SW-08



**PULL UP PIPE**  
STREET WORKOUT FEUERWEHRSTANGE  
KS-SW-03



| <b>HORIZONTAL BAR WITH HANDLES</b> | KS-SW-06 | 2,16 x 0,31 x 2,50 | 6,16 x 4,31 | 1,50 |
|------------------------------------|----------|--------------------|-------------|------|
| <b>GYMNASTIC RINGS</b>             | KS-SW-07 | 1,80 x 0,21 x 2,60 | 5,80 x 4,21 | 1,50 |
| <b>PULL UP ROPE</b>                | KS-SW-02 | 1,80 x 0,08 x 3,10 | 5,80 x 4,10 | 2,00 |
| <b>HORIZONTAL BAR</b>              | KS-SW-05 | 1,60 x 0,08 x 2,50 | 4,60 x 3,08 | 1,40 |
| <b>VERTICAL LADDER 3</b>           | KS-SW-36 | 1,40 x 0,80 x 3,10 | 4,40 x 4,80 | 2,00 |
| <b>VERTICAL LADDER 2</b>           | KS-SW-09 | 1,40 x 0,08 x 2,50 | 5,40 x 4,08 | 1,40 |
| <b>VERTICAL LADDER 1</b>           | KS-SW-08 | 1,40 x 0,08 x 2,50 | 4,40 x 3,08 | 1,40 |
| <b>PULL UP PIPE</b>                | KS-SW-03 | 0,94 x 0,08 x 2,50 | 3,94 x 3,08 | 1,40 |



**UP-DOWN BENCH 1**  
SIT-UPS BANK 1  
KS-SW-40



**UP-DOWN BENCH 2**  
SIT-UPS BANK 2  
KS-SW-41

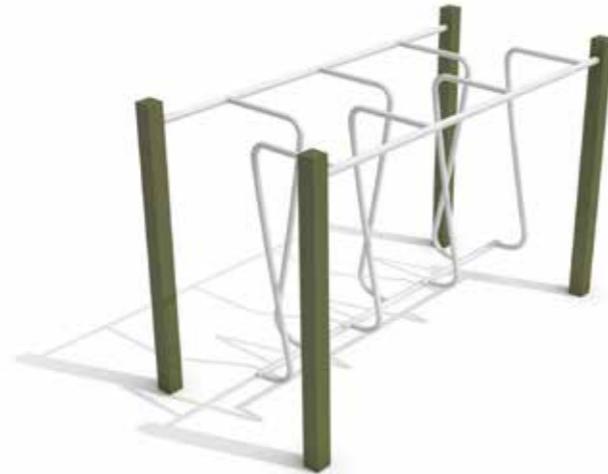
**BALANCE BEAM**  
BALANCIERBALKEN  
KS-SW-39



**BALANCE PATH**  
BALANCIERPFAD  
KS-SW-37







**BRIDGE**  
BRÜCKE  
KS-SW-17



**SLALOM**  
SLALOM BRÜCKE  
KS-SW-18

**CLIMBING STEPS**  
KLETTERSTUFFEN  
KS-SW-38



|  | ...      |  |  | H  |
|---|----------|---|---|---|
| UP-DOWN BENCH 1   | KS-SW-40 | 1,48 x 0,40 x 1,40  | 3,61 x 2,46   | 1,40  |
| UP-DOWN BENCH 2   | KS-SW-41 | 2,86 x 0,40 x 1,40  | 4,92 x 2,46   | 1,40  |
| BRIDGE  | KS-SW-17 | 2,16 x 1,00 x 1,40  | 5,16 x 4,00   | 0,30  |
| SLALOM  | KS-SW-18 | 2,16 x 1,00 x 1,40  | 5,16 x 4,00   | 0,30  |
| BALANCE BEAM  | KS-SW-39 | 2,51 x 0,08 x 0,26  | 5,51 x 3,08   | 0,26  |
| BALANCE PATH  | KS-SW-37 | 2,31 x 1,06 x 0,2   | 5,31 x 4,06   | 0,20  |
| CLIMBING STEPS  | KS-SW-38 | 0,61 x 0,59 x 2,23  | 3,61 x 3,59   | 0,61  |



**TWO TRIANGULAR HANDLES**  
ZWEI DREIECKIGE GRIFFE  
KS-SW-14a



**LARGE SQUARE HANDLE**  
TURNRECK SEITENGRIFF  
KS-SW-12



**GYMNASTIC RAILS 1**  
DIP BARREN 1  
KS-SW-16



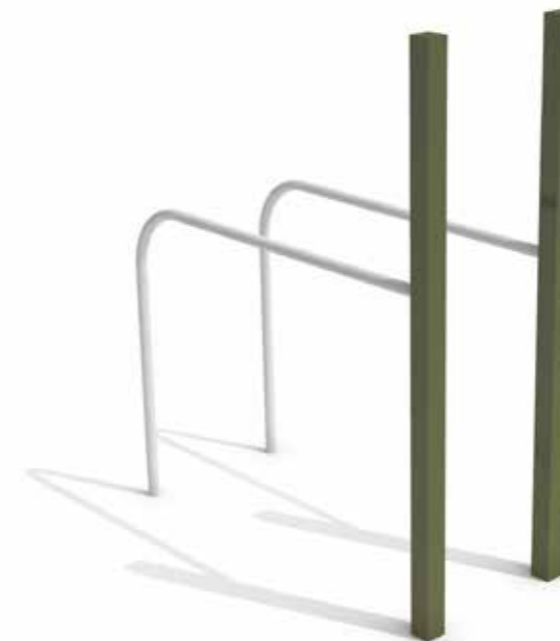
**GYMNASTIC RAILS 2**  
DIP BARREN 2  
KS-SW-35



**SMALL SQUARE HANDLE**  
TURNRECK KLEINER GRIFF  
KS-SW-13








**TRIANGULAR HANDLE**  
DREIECK GRIFF  
KS-SW-14



**GYMNASTIC RAILS WITH POSTS**  
DIP STATION  
KS-SW-15



|  |  |  |  |  |
|---|---|---|---|---|
| <b>TWO TRIANGULAR HANDLES</b>   | KS-SW-14a   | 0,73 x 0,68 x 2,50  | 3,73 x 3,68   | 0,20  |
| <b>LARGE SQUARE HANDLE</b>  | KS-SW-12  | 0,73 x 0,08 x 2,50  | 4,73 x 4,10   | 1,20  |
| <b>SMALL SQUARE HANDLE</b>  | KS-SW-13  | 0,28 x 0,08 x 2,50  | 3,28 x 3,08   | 0,40  |
| <b>TRIANGULAR HANDLE</b>  | KS-SW-14  | 0,73 x 0,08 x 2,50  | 3,73 x 3,08   | 0,20  |
| <b>GYMNASTIC RAILS 1</b>  | KS-SW-16  | 1,30 x 0,58 x 1,20  | 4,30 x 3,58   | 0,20  |
| <b>GYMNASTIC RAILS 2</b>  | KS-SW-35  | 1,30 x 0,58 x 0,20  | 4,30 x 3,58   | 0,20  |
| <b>GYMNASTIC RAILS WITH POSTS</b>   | KS-SW-15  | 1,60 x 0,6 x 1,70   | 4,60 x 3,60   | 0,20  |



**NINJA PARK 1**  
KS-NP-001



**NINJA PARK 2**  
KS-NP-002



**NINJA PARK 5**  
KS-NP-005



**NINJA PARK 6**  
KS-NP-006



**NINJA PARK 3**  
KS-NP-003






**NINJA PARK 4**  
KS-NP-004



**NINJA PARK SET 1**  
KS-NP-101



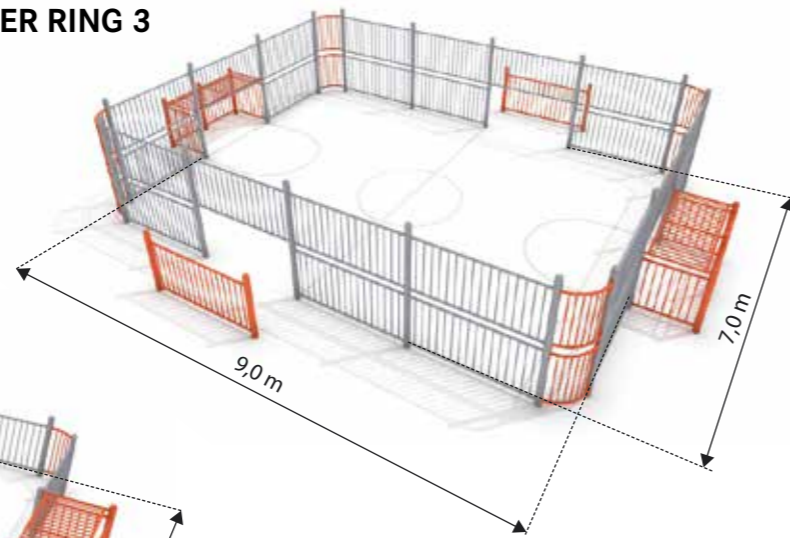
|  | ...       |  |  | H<br>i |
|---|-----------|---|---|--------|
| NINJA PARK 1  | KS-NP-001 | 3,37 x 1,66 x 2,70  | 7,37 x 5,66   | 1,43   |
| NINJA PARK 2  | KS-NP-002 | 3,37 x 1,66 x 2,70  | 7,37 x 5,66   | 1,17   |
| NINJA PARK 3  | KS-NP-003 | 3,37 x 1,66 x 2,96  | 7,37 x 5,66   | 1,36   |
| NINJA PARK 4  | KS-NP-004 | 3,37 x 1,66 x 2,70  | 7,37 x 5,66   | 1,62   |
| NINJA PARK 5  | KS-NP-005 | 3,37 x 1,66 x 2,70  | 7,37 x 5,66   | 0,78   |
| NINJA PARK 6  | KS-NP-006 | 3,37 x 1,66 x 2,70  | 7,37 x 5,66   | 1,35   |
| NINJA PARK SET 1  | KS-NP-101 | 9,96 x 3,32 x 2,96  | 13,96 x 7,32  | 1,62   |



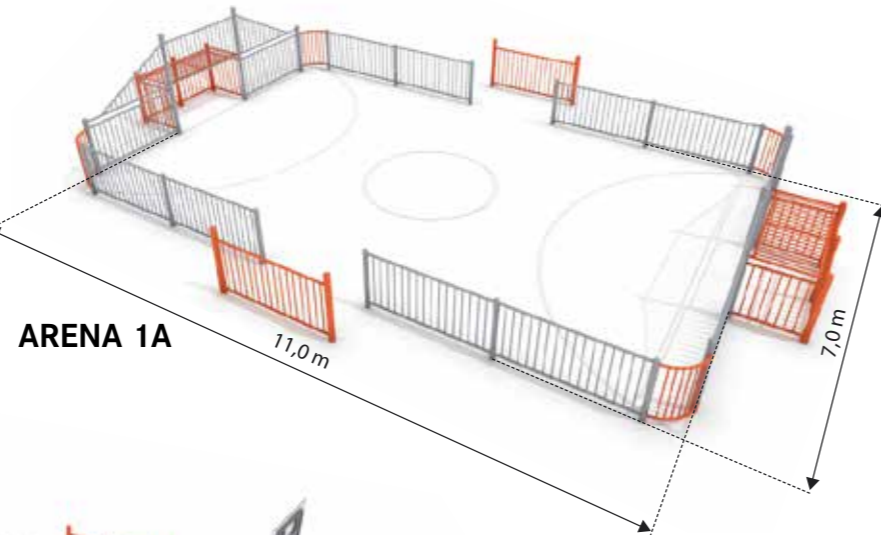
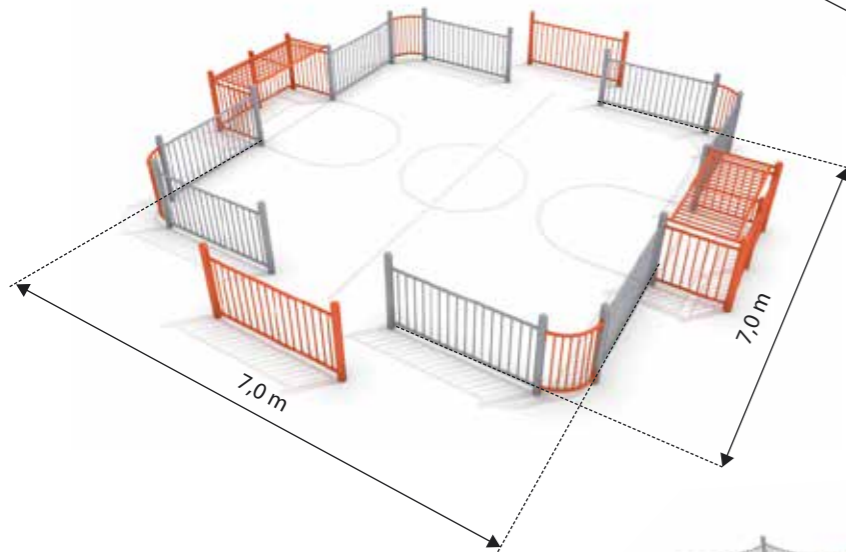
# *ARENAS*



SOCCER RING 3



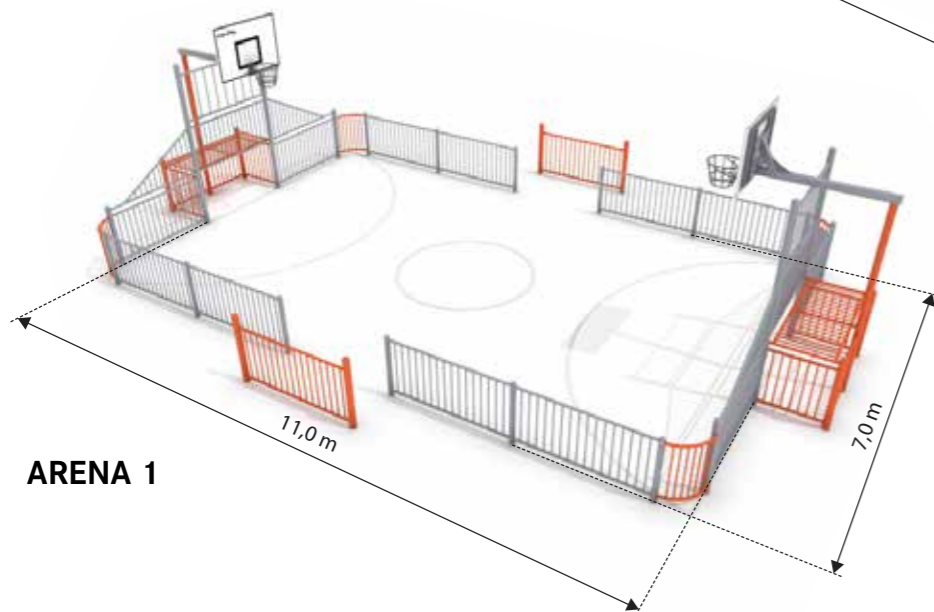
SOCCER RING 2



ARENA 1A

11,0m

7,0m

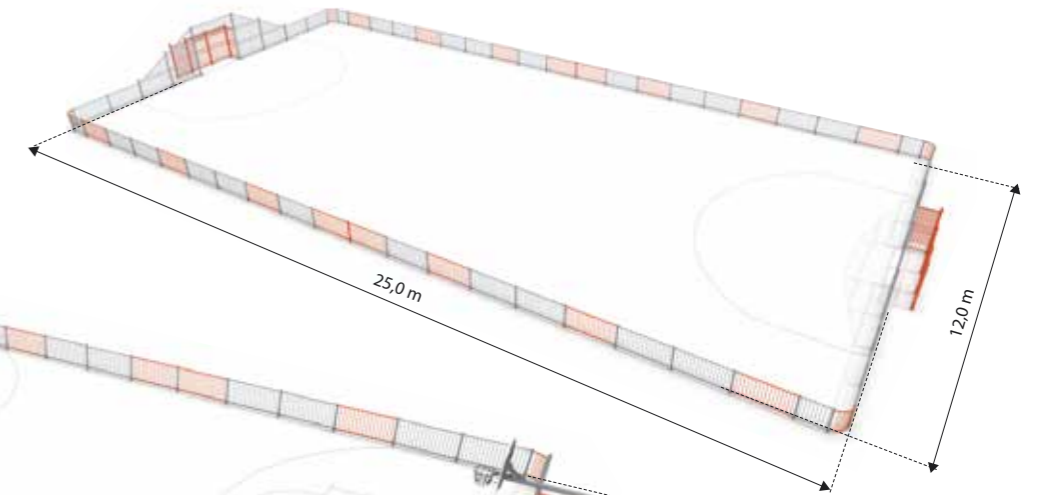


ARENA 1

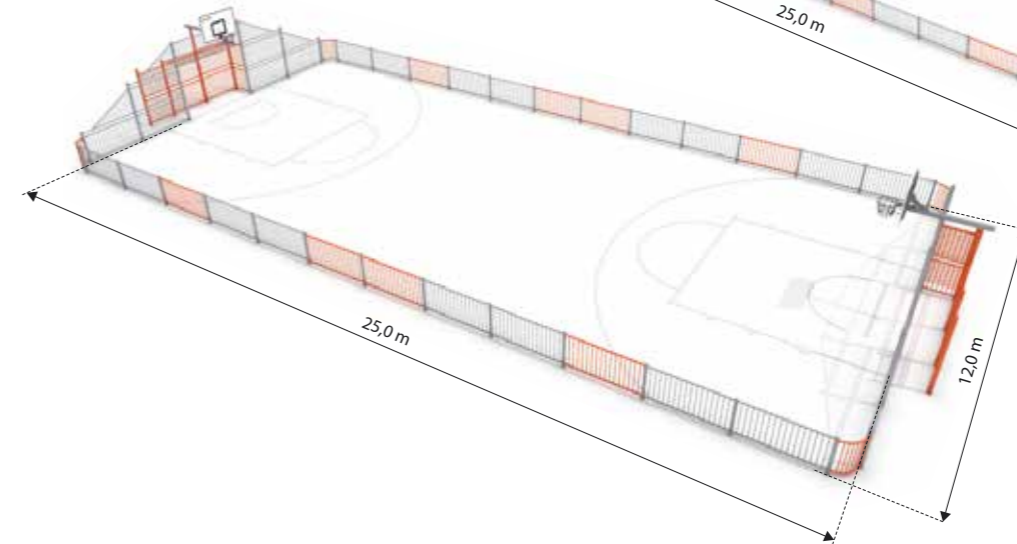
11,0m

7,0m

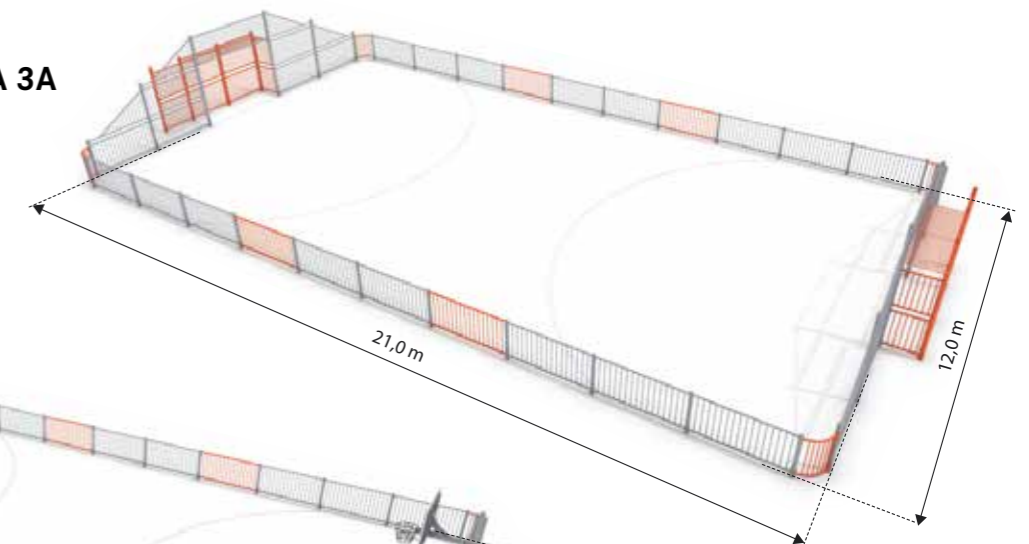
ARENA 2A



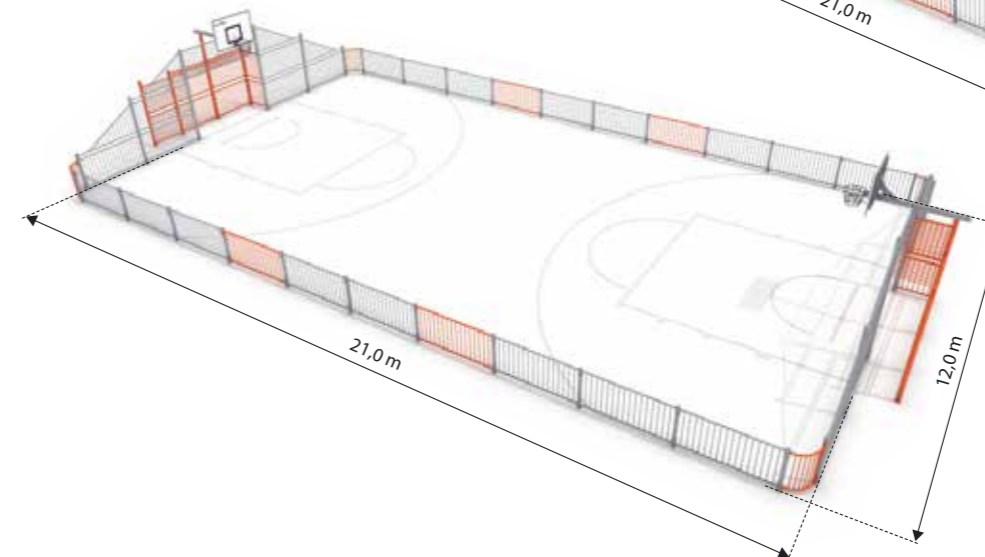
ARENA 2

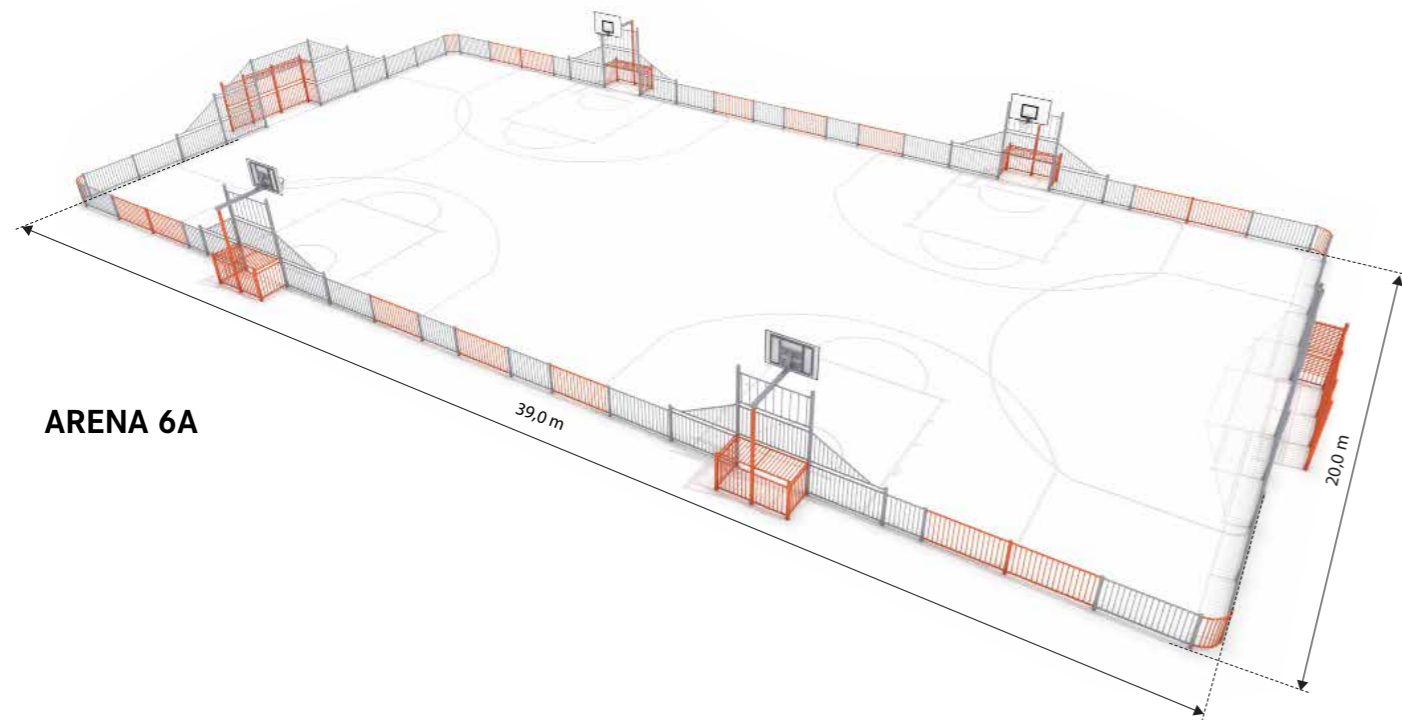


ARENA 3A



ARENA 3





ARENA 6A



FOOTBALL GOAL 1

FOOTBALL GOAL 3



**OUTDOOR  
GAMES**



## Concrete games tables | Spieltische aus Beton



**TENNIS TABLE 02**  
TISCHTENNISPLATTE 02  
KT-02-CR-007/008

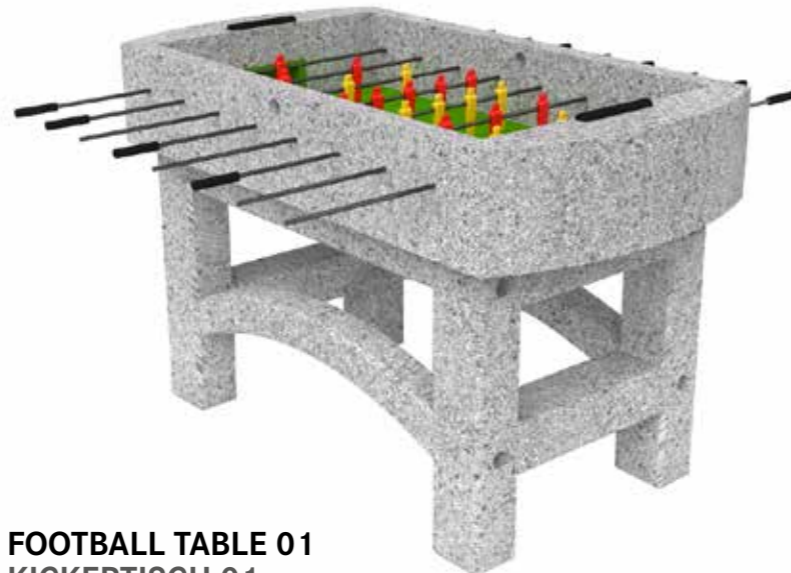
**TENNIS TABLE 03**  
TISCHTENNISPLATTE 03  
KT-02-CR-014



**TABLE FOR CHESS - CHECKERS 01**  
KT-02-CR-001

**TABLE FOR LUDO GAME 01**  
KT-02-CR-002

**PICNIC TABLE 01**  
KT-02-CR-011



**FOOTBALL TABLE 01**  
KICKERTISCH 01  
KT-02-CR-009



**PICNIC TABLE 02**  
KT-02-CR-012



|                                      |              |                    |             |
|--------------------------------------|--------------|--------------------|-------------|
| <b>TENNIS TABLE 02</b>               | KT-02-CR-007 | 2,74 x 1,52 x 0,78 | 8,74 x 5,52 |
| <b>TENNIS TABLE 03</b>               | KT-02-CR-014 | 2,74 x 1,52 x 0,76 | 8,74 x 5,52 |
| <b>FOOTBALL TABLE 01</b>             | KT-02-CR-009 | 1,52 x 0,80 x 0,88 | -           |
| <b>TABLE FOR CHESS - CHECKERS 01</b> | KT-02-CR-001 | 2,00 x 2,00 x 0,81 | -           |
| <b>PICNIC TABLE 01</b>               | KT-02-CR-011 | 2,00 x 2,00 x 0,81 | -           |
| <b>PICNIC TABLE 02</b>               | KT-02-CR-012 | 2,00 x 2,00 x 0,78 | -           |





**TABLE FOR CHESS - CHECKERS 03**  
T-02-CR-005



**PICNIC TABLE 03**  
KT-02-CR-013



**TABLE FOR CHESS -  
CHECKERS / LUDO GAME 02**  
KT-02-CR-010



**TABLE FOR CHESS - CHECKERS 02**  
KT-02-CR-003



**TABLE FOR LUDO GAME 03**  
KT-02-CR-006



**TABLE FOR LUDO GAME 02**  
KT-02-CR-004




| TABLE FOR CHESS - CHECKERS 03          | KT-02-CR-005 | 2,00 x 2,00 x 0,83 | - |
|--|--------------|--------------------|---|
| PICNIC TABLE 03                        | KT-02-CR-013 | 2,00 x 2,00 x 0,83 | - |
| TABLE FOR LUDO GAME 03                 | KT-02-CR-006 | 2,00 x 2,00 x 0,83 | - |
| TABLE FOR CHESS - CHECKERS / LUDO GAME | KT-02-CR-010 | 2,00 x 2,00 x 0,78 | - |
| TABLE FOR CHESS - CHECKERS 02          | KT-02-CR-003 | 2,00 x 2,00 x 0,78 | - |
| TABLE FOR LUDO GAME 02                 | KT-02-CR-004 | 2,00 x 2,00 x 0,78 | - |

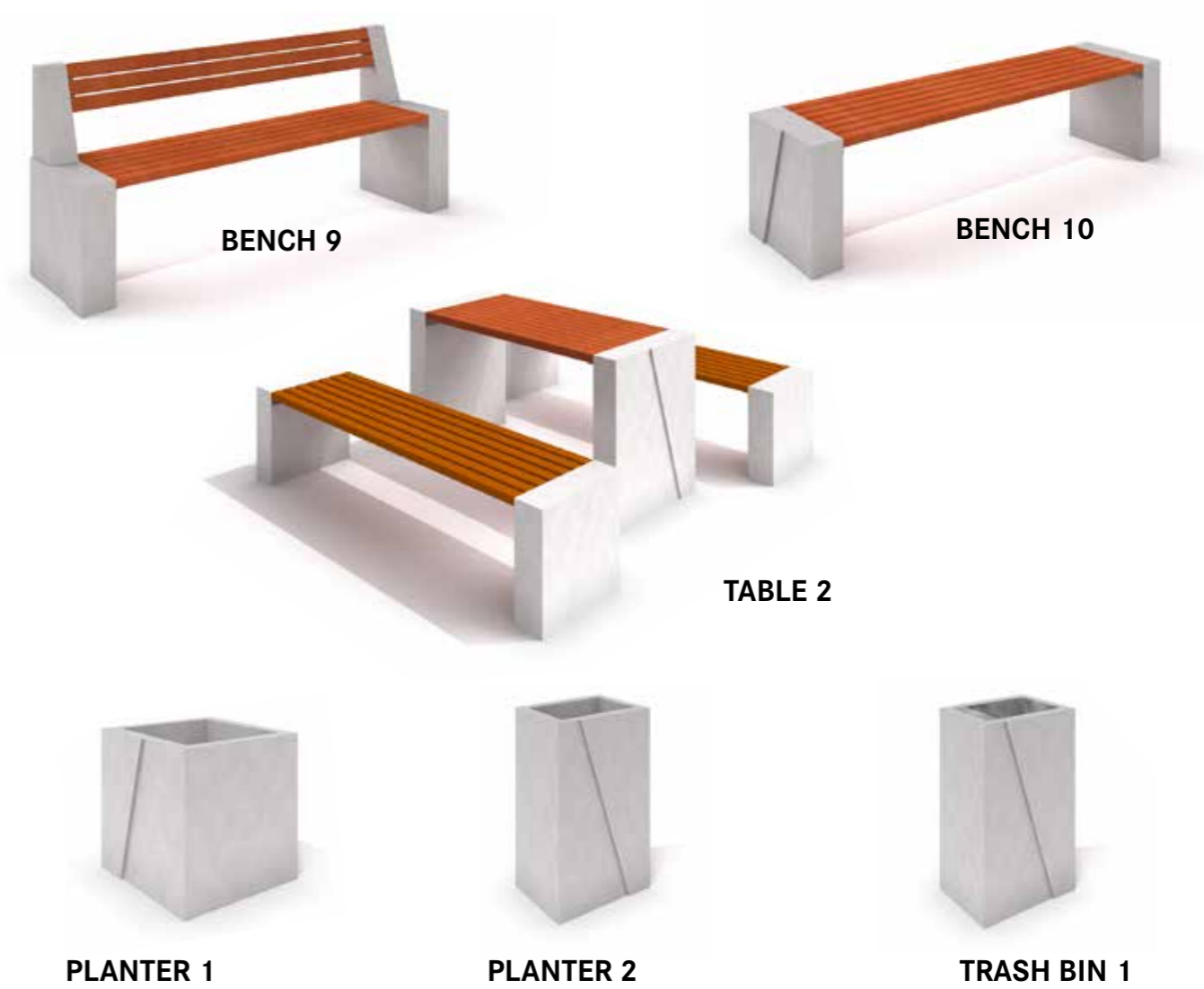
**URBAN  
FURNITURE**



TOPAZO



ARMITA





KRETO



BENCH 5



BENCH 6



PLANTER 4



PLANTER 8




BOLLARD 7

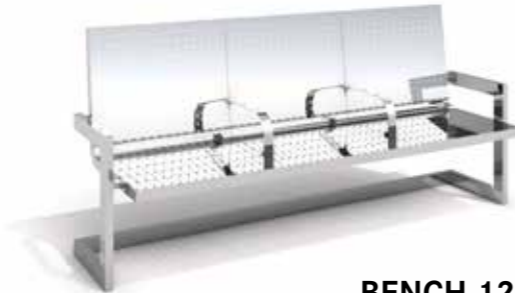


TRASH BIN 7

PERLO



BENCH 11



BENCH 12



TRASH BIN 7



TRASH BIN 6



BICYCLE RACK 23



BICYCLE RACK 6



BICYCLE RACK 24

MALAKITO



BENCH 19



BENCH 20

TRASH BIN 3



TRASH BIN 4



BICYCLE RACK 23



BICYCLE RACK 6



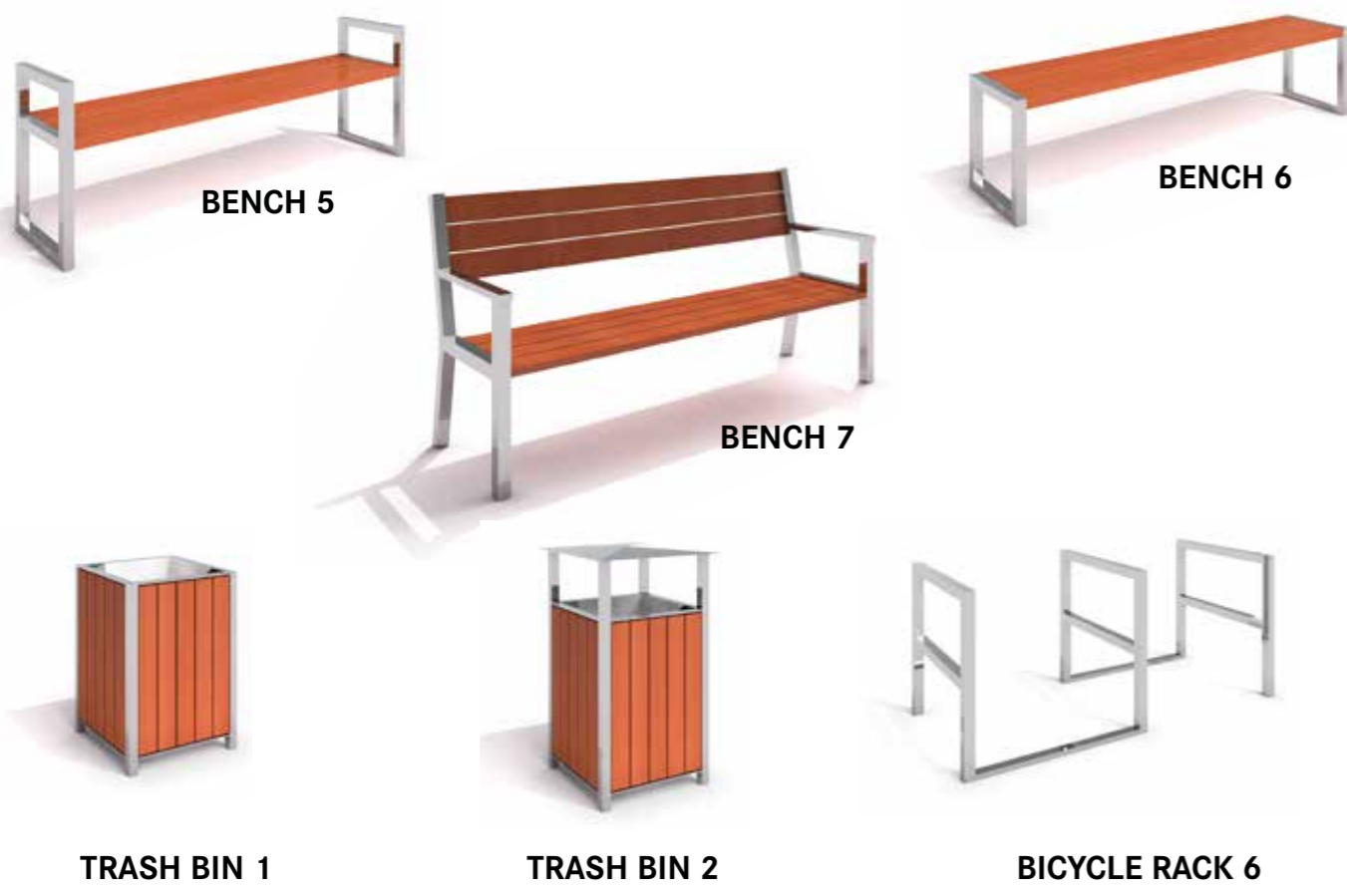
BICYCLE RACK 24



JAGO



SAFIRO



KRONO



Benches made of Deco concrete | Sitzbänke aus Dekobeton



DECO CONCRETE BENCH 1



DECO CONCRETE BENCH 2



DECO CONCRETE BENCH 3



DECO CONCRETE BENCH 4



DECO CONCRETE BENCH 5



DECO CONCRETE BENCH 6



DECO CONCRETE BENCH 7



DECO CONCRETE BENCH 8



DECO CONCRETE BENCH 9



DECO CONCRETE BENCH 10



DECO CONCRETE BENCH 11



DECO CONCRETE BENCH 12



DECO CONCRETE BENCH 13



DECO CONCRETE BENCH 14

Concrete benches | Sitzbänke aus gewaschenem Beton



CONCRETE BENCH 1



CONCRETE BENCH 2



CONCRETE BENCH 5



CONCRETE BENCH 6



CONCRETE BENCH 7



CONCRETE BENCH 8



CONCRETE BENCH 9



CONCRETE BENCH 3



CONCRETE PLANTER SET WITH BENCH 1



CONCRETE PLANTER SET WITH BENCH 2



CONCRETE PLANTER SET WITH BENCH 3




CONCRETE BENCH 4



CONCRETE PLANTER SET WITH BENCH 1



CONCRETE PLANTER SET WITH BENCH 2



CONCRETE PLANTER SET WITH BENCH 3

Stainless steel and steel benches | Edelstahl Sitzbänke



STAINLESS STEEL BENCH 1



STAINLESS STEEL BENCH 2



STAINLESS STEEL BENCH 3



STAINLESS STEEL BENCH 4



STAINLESS STEEL BENCH 5



STAINLESS STEEL BENCH 6



STAINLESS STEEL BENCH 7



STAINLESS STEEL BENCH 8



STAINLESS STEEL BENCH 9



STAINLESS STEEL BENCH 10



STAINLESS STEEL BENCH 11



STAINLESS STEEL BENCH 12



STAINLESS STEEL BENCH 13



STAINLESS STEEL BENCH 14



STAINLESS STEEL BENCH 15



STAINLESS STEEL BENCH 16



STAINLESS STEEL BENCH 17



STAINLESS STEEL BENCH 18



STAINLESS STEEL BENCH 19



STAINLESS STEEL BENCH 20



STAINLESS STEEL BENCH 21



Decorative trash bins made of Deco concrete | Mülleimer aus Dekobeton



DECO WHITE CONCRETE TRASH BIN 1



DECO WHITE CONCRETE TRASH BIN 2

Concrete trash bins | Mülleimer aus gewaschenem Beton



CONCRETE TRASH BIN 1



CONCRETE TRASH BIN 2



CONCRETE TRASH BIN 3



CONCRETE TRASH BIN 4



CONCRETE TRASH BIN 5



CONCRETE TRASH BIN 6



CONCRETE TRASH BIN 7

Stainless steel and steel trash bins | Edelstahl Mülleimer



STAINLESS STEEL TRASH BIN 8



STAINLESS STEEL TRASH BIN 1



STAINLESS STEEL TRASH BIN 2



STAINLESS STEEL TRASH BIN 3



STAINLESS STEEL TRASH BIN 4



STAINLESS STEEL TRASH BIN 5



STAINLESS STEEL TRASH BIN 6



STAINLESS STEEL TRASH BIN 7



Stainless steel and steel bicycle racks | Edelstahl Fahrradständer



STAINLESS STEEL BICYCLE RACK 1



STAINLESS STEEL BICYCLE RACK 2



STAINLESS STEEL BICYCLE RACK 4



STAINLESS STEEL BICYCLE RACK 5



STAINLESS STEEL BICYCLE RACK 6



STAINLESS STEEL BICYCLE RACK 7



STAINLESS STEEL BICYCLE RACK 8



STAINLESS STEEL BICYCLE RACK 10



STAINLESS STEEL BICYCLE RACK 11



STAINLESS STEEL BICYCLE RACK 12



STAINLESS STEEL BICYCLE RACK 13



STAINLESS STEEL BICYCLE RACK 14



STAINLESS STEEL BICYCLE RACK 15



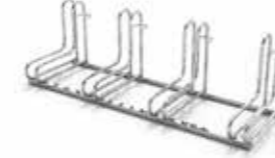
STAINLESS STEEL BICYCLE RACK 16



STAINLESS STEEL BICYCLE RACK 17



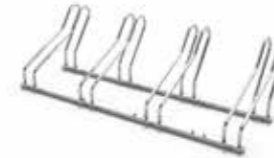
STAINLESS STEEL BICYCLE RACK 18



STAINLESS STEEL BICYCLE RACK 19



STAINLESS STEEL BICYCLE RACK 20



STAINLESS STEEL BICYCLE RACK 21



STAINLESS STEEL BICYCLE RACK 22



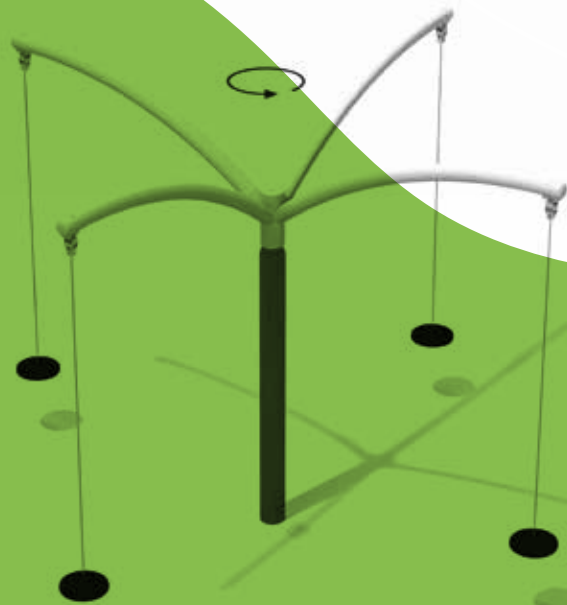
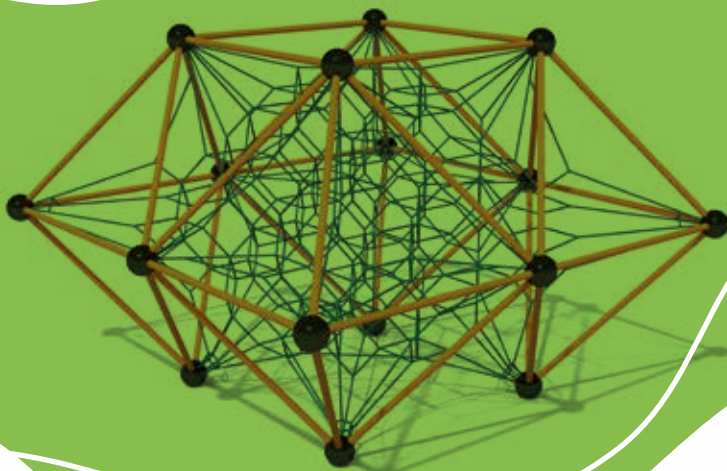
STAINLESS STEEL BICYCLE RACK 24



STAINLESS STEEL BICYCLE RACK 25



STAINLESS STEEL BICYCLE RACK 26



## Export

+48 91 50 65 041  
export@inter-play.eu  
www.inter-play.eu

## Deutschland / Österreich

+49 160 996 499 41  
info@interplay-spiel.de  
www.interplay-spiel.de



Co-funded by the  
European Union

