



TRAMPOLINES
TRAMPOLINE

SALTO



2021



Ladies and gentlemen,

We are pleased to present to you our latest trampoline catalogue for public and private playgrounds. We present in it the most comprehensive and detailed information about our wide range of products.

Our trampolines are available in many shapes, sizes and colours that can be used as a base to set up your own composition.

Inter-Play is a Polish brand whose products are renowned and distinguished by the highest quality - modern solutions and technologies, the best quality available on the market. The trampolines offered by us have EN 1176-1:2017 norm.

We invite you to cooperate with us

Sehr geehrte Damen und Herren,

Wir freuen uns, Ihnen unseren aktuellen Trampolin-Katalog für die öffentlichen Bereiche präsentieren zu können.

Unsere Bodentrampoline sind Bestseller und Renner auf jedem Spielplatz. Sie sind in vielen Formen, Größen und Farben erhältlich. Hier können Sie Ihre Kreativität anwenden und den Spielbereich nach persönlichen Bedürfnissen erstellen.

Alle Trampoline entsprechen der europaweit geltenden EN-Normen EN 1176-1:2017.

Inter-Play ist eine polnische Spiel- und Sportgeräte Marke, die sich durch höchste Produktqualität auszeichnet. Die Anwendung von neusten Technologien und sicheren Lösungen spielt entscheidende Rolle in unserer Geschäftsphilosophie.

Wir laden Sie herzlich zum Kontakt ein.



Trampoline construction | Aufbau des Trampolins

Construction | Konstruktion

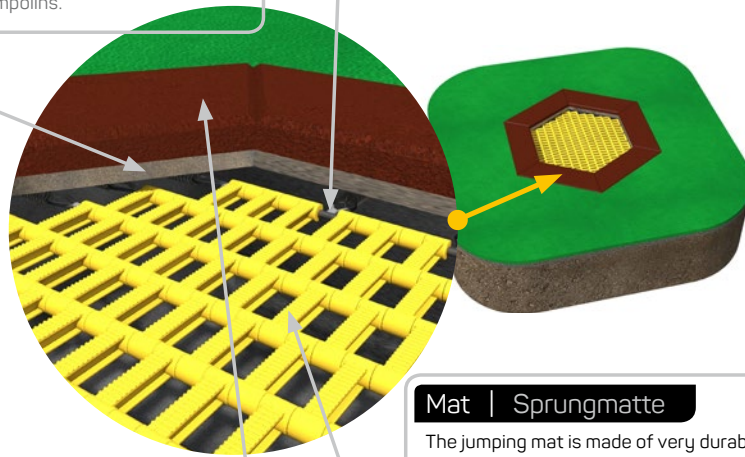
The body of the trampoline is shaped like a chest. It is made of thick welded sheet metal, which provides stability and durability of the trampoline.

Die Konstruktion des Trampolins ist aus dickem, geschweißtem Blech gemacht und zusätzlich mit solidem Stahlrahmen befestigt. Das gewährleistet die richtige Stabilisierung und eine entsprechende Lebensdauer des Trampolins.

Springs | Federn

Springs are very durable and allow jumping by bending the mat. They have been made to last for years in public facilities.

Sie ermöglichen das Springen durch Biegen der Sprungmatte. Die Federn sind sehr robust. Sie wurden so konzipiert, dass sie für den langjährigen Einsatz auf öffentlichen Anlagen gut geeignet sind.



Elastic collar | Fallschutzumrandung

Provides security to user and protects against falling outside the jumping area.

Sie sorgt für die Sicherheit der Benutzer. Sie schützt vor Stürzen beim Herausfallen aus dem Springbereich.

Mat | Sprungmatte

The jumping mat is made of very durable lamellas threaded on steel cables. The lamellas have been designed to be durable and reliable, their specific surface prevents slipping.

Die Sprungmatte ist aus sehr langlebigen Lamellen gemacht, die auf Stahldrähten aufgefädelt sind. Die Form der Lamellen wurde so konzipiert, dass sie robust und zuverlässig sind. Ihre spezifische Oberfläche schützt vor dem Verrutschen.


Various shapes of trampolines.

Bodentrampoline in verschiedenen Formen.




Integrative trampoline ORTA-I

Behindertengerechtes Rollstuhltrampolin ORTA-I



Cleaning the inside of the trampoline | Reinigung des Innenraumes des Trampolins



Variant I - removing the mat Variante I - Entfernen der Sprungmatte

To clean the trampoline you need to remove part of the jumping mat. Removing the mat is simple and involves sliding the rope shackles from the springs located along the perimeter of the body of the trampoline.

Um das Trampolin zu reinigen, ist ein Teil der Sprungmatte zu entfernen. Das Entfernen der Sprungmatte ist einfach und besteht darin, die Seilschäkel von den Federn zu schieben, die sich auf dem Umfang der Konstruktion befinden.



How to dismantle the jumping mat
Demontage der Matte




Variant II - opening the cover Variante II - Entfernen der Trampolinabdeckung

Once you open the cover of the trampoline you can clean it inside.

Durch Entfernen der Trampolinabdeckung kann der Innenraum des Trampolins gereinigt werden.



How to open the trampoline
Eröffnung von Trampolin



Trampoline installation | Einbau des Trampolins

Construction | Konstruktion

The Trampoline body is embedded directly in the ground. It is very stable and durable due to anti-corrosion protection by hot - deep galvanizing.

Die Konstruktion des Trampolins wird direkt in den Boden eingesetzt. Dank des Korrosionsschutzes durch Feuerverzinkung ist sie sehr stabil und langlebig.

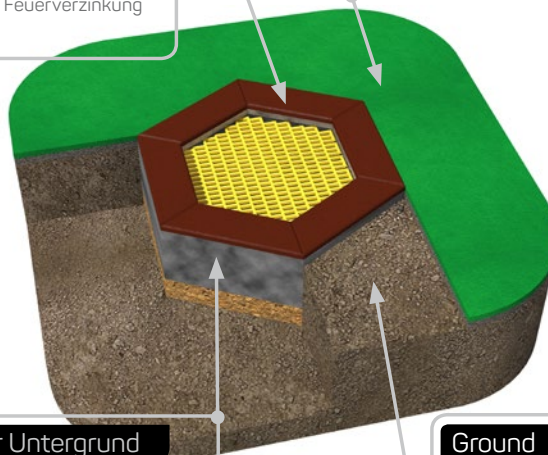
Safe surface | Sicherheitsbereich

There should be a safe surface around the trampoline to protect children from falls.

Um das Trampolin herum sollte ein Bodenbelag vorhanden sein, der die Kinder vor Sturzfolgen schützt.



How to carry the trampoline
Trampolin Verlagerung



Hardened ground | Befestigter Untergrund

The trampoline is directly mounted on the hardened and levelled ground, which needs to be permeable to water.

Das Trampolin wird direkt auf einem befestigten, stabilen Untergrund montiert. Dabei ist es darauf zu achten, dass er wasserdurchlässig ist.

Ground | Boden

The trampoline is installed in the ground at a depth of 40 cm.

Das Trampolin wird in einer Tiefe von 40 cm im Boden installiert.



SALTO trampoline without an elastic collar | Salto Trampolin ohne elastische Umrandung

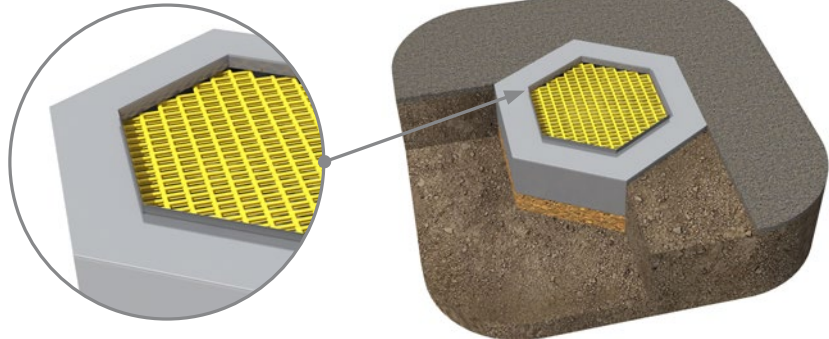
adapted to be covered with a **safe surface**

für den fugenlosen Fallschutzbelag

1

Trampoline without elastic collar ready for surface installation.

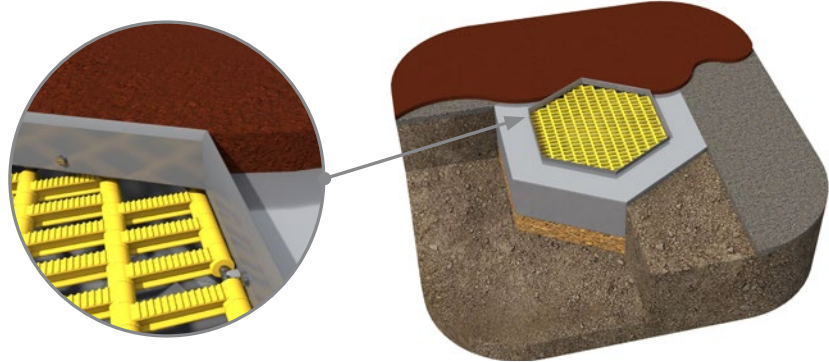
Trampolin ohne Fallschutz, bereit für die Anwendung des fugenlosen Fallschutzbelags



2

Installation of a safe surface using a formwork strip.

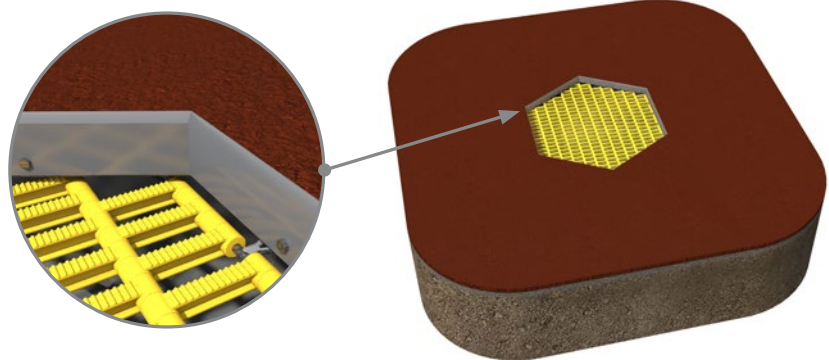
Installation des fugenlosen Fallschutzbelages mit einer Schalungsleiste.



3



The safe surface before removing the formwork strip.

Der Fallschutzbelag vor Demontage der Leiste.



4

Unscrewing and removing the formwork strip. | Die Schalungsleiste wird abgeschraubt und demontiert.




Elastic collar colours | Farben der Fallschutzplatten

SBR



red | rot



black | schwarz

EPDM



1002
sand yellow | sandgelb



1012
yellow | gelb



1014
ivory | elfenbein



1015
light ivory | creme



2008
orange | orange



3016
red | rot



3017
rose | rose




4003
heather violet | violett



4005
blue lilac | blau lila




5010
gentian blue | blau




5012
light blue | hellblau



5015
sky blue | himmelblau



6005
moss green | mossegrün



6011
reseda green | erbsengrün




6016
turquoise green | türkisgrün



6017
may green | maigrün




6021
pale green | hellgrün



7011
iron grey | schiefergrau



7037
dusty grey | grau




7038
agate grey | lichtgrau




8024
beige brown | beige braun



8025
pale brown | braun



9004
black | schwarz





9010
pure white | weiß

Collar design patterns | Fallschutzplatten Muster

MAGIO




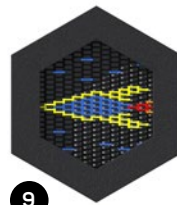

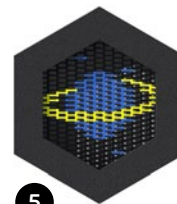



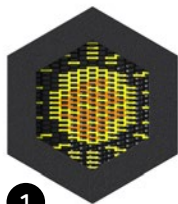
FIGURO



The colours of the lamellas | Lamellenfarben




Patterns on the jumping mat | Sprungmattenmotive



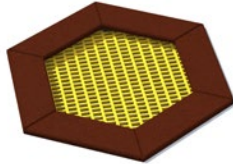
Types of trampolines | Trampolin Arten

Trampoline PAKO



code	name	A - dimension	B - jumping area	C - safety area
kod	name	A - trampolinegröße	B - sprungmatte	C - sicherheitsraum
MA-SA-21	PAKO 125	1,25 x 1,25 m	0,75 x 0,75 m	3,75 x 3,75 m
MA-SA-22	PAKO 150	1,5 x 1,5 m	1,0 x 1,0 m	4,0 x 4,0 m
MA-SA-23	PAKO 175	1,75 x 1,75 m	1,25 x 1,25 m	5,25 x 5,25 m
MA-SA-24	PAKO 200	2,0 x 2,0 m	1,5 x 1,5 m	5,5 x 5,5 m
MA-SA-25	PAKO 225	2,25 x 2,25 m	1,75 x 1,75 m	5,75 x 5,75 m
MA-SA-26	PAKO 250	2,5 x 2,5 m	2,0 x 2,0 m	6,0 x 6,0 m

Trampoline HEXO




code	name	A - dimension	B - jumping area	C - safety area
kod	name	A - trampolinegröße	B - sprungmatte	C - sicherheitsraum
MA-SA-61	HEXO 1	1,7 x 1,47 m	1,14 x 0,97 m	4,14 x 3,97 m

Trampoline RADO



code	name	A - dimension	B - jumping area	C - safety area
kod	name	A - trampolinegröße	B - sprungmatte	C - sicherheitsraum
MA-SA-01	RADO 125	Ø 1,25 m	Ø 0,75 m	Ø 3,75 m
MA-SA-02	RADO 140	Ø 1,4 m	Ø 0,9 m	Ø 3,9 m
MA-SA-03	RADO 150	Ø 1,5 m	Ø 1,0 m	Ø 4,0 m
MA-SA-04	RADO 160	Ø 1,6 m	Ø 1,1 m	Ø 4,1 m
MA-SA-05	RADO 175	Ø 1,75 m	Ø 1,25 m	Ø 4,25 m
MA-SA-06	RADO 200	Ø 2,0 m	Ø 1,5 m	Ø 5,5 m
MA-SA-07	RADO 225	Ø 2,25 m	Ø 1,75 m	Ø 5,75 m

Trampoline ORTA




code	name	A - dimension	B - jumping area	C - safety area
kod	name	A - trampolinegröße	B - sprungmatte	C - sicherheitsraum
MA-SA-40	ORTA 125 X 225	1,25 x 2,25 m	0,75 x 1,75 m	3,75 x 4,75 m
MA-SA-41	ORTA 150 X 200	1,5 x 2,0 m	1,0 x 1,5 m	5,0 x 5,5 m
MA-SA-42	ORTA 150 X 225	1,5 x 2,25 m	1,0 x 1,75 m	5,0 x 5,75 m
MA-SA-43	ORTA 150 X 250	1,5 x 2,5 m	1,0 x 2,0 m	5,0 x 6,0 m
MA-SA-44	ORTA 175 X 225	1,75 x 2,25 m	1,25 x 1,75 m	5,25 x 5,75 m
MA-SA-45	ORTA 175 X 250	1,75 x 2,5 m	1,25 x 2,0 m	5,25 x 6,0 m
MA-SA-46	ORTA 150 X 300	1,5 x 3,0 m	1,0 x 2,5 m	5,0 x 6,5 m

Trampoline KVARTALO



code	name	A - dimension	B - jumping area	C - safety area
kod	name	A - trampolinegröße	B - sprungmatte	C - sicherheitsraum
MA-SA-71	KVARTALO 125	1,25 x 1,25 m	0,75 x 0,75 m	3,75 x 3,75 m
MA-SA-72	KVARTALO 150	1,5 x 1,5 m	1,0 x 1,0 m	4,0 x 4,0 m
MA-SA-73	KVARTALO 175	1,75 x 1,75 m	1,25 x 1,25 m	5,25 x 5,25 m
MA-SA-74	KVARTALO 200	2,0 x 2,0 m	1,5 x 1,5 m	5,5 x 5,5 m
MA-SA-75	KVARTALO 225	2,25 x 2,25 m	1,75 x 1,75 m	5,75 x 5,75 m
MA-SA-76	KVARTALO 250	2,5 x 2,5 m	2,0 x 1,0 m	6,0 x 6,0 m

Trampoline ORTA-I



code	name	A - dimension	B - jumping area	C - safety area
kod	name	A - trampolinegröße	B - sprungmatte	C - sicherheitsraum
MA-SA-41-I	ORTA-I 150 X 200	1,5 x 2,0 m	1,0 x 1,5 m	5,0 x 5,5 m
MA-SA-43-I	ORTA-I 150 X 250	1,5 x 2,5 m	1,0 x 2,0 m	5,0 x 6,0 m
MA-SA-46-I	ORTA-I 150 X 300	1,5 x 3,0 m	1,0 x 2,5 m	5,0 x 6,5 m
MA-SA-47-I	ORTA-I 150 X 500	1,5 x 5,0 m	1,0 x 4,5 m	5,0 x 8,5 m

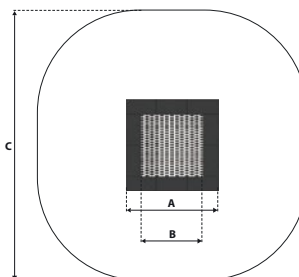
integrado



A - trampoline dimension | Trampolingröße

B - the size of the jumping mat | Größe der Sprungmatte

C - safety zone | Sicherheitsraum





Ground trampolines
for public areas

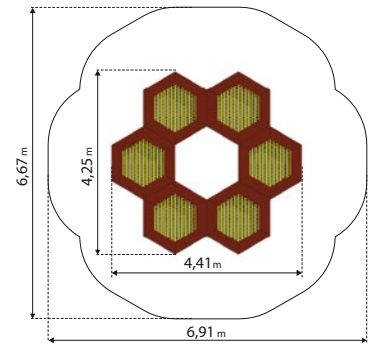
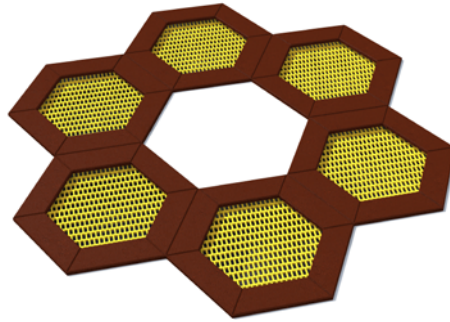
Bodentrampoline
für die öffentlichen
Bereiche





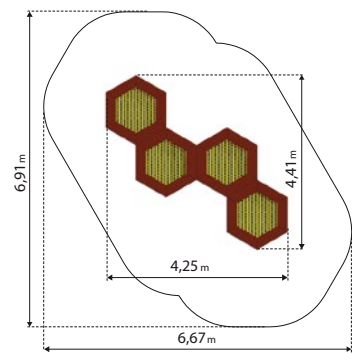
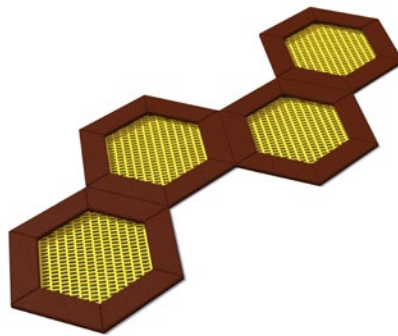
Hexo 6A

MA-SA-67



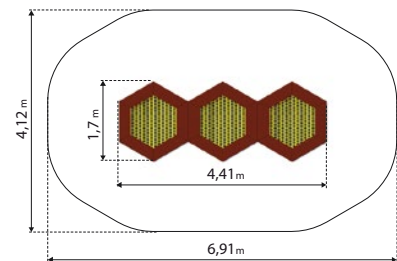
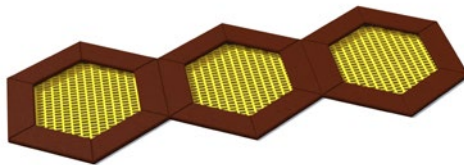
Hexo 4A

MA-SA-64



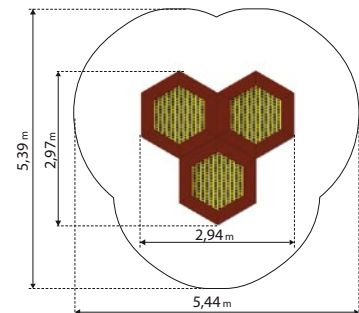
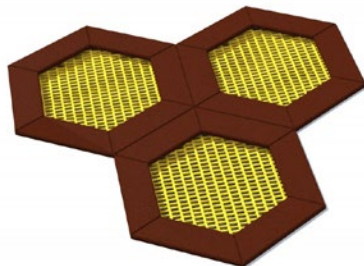
Hexo 3A

MA-SA-62



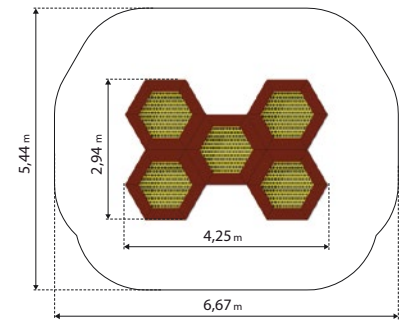
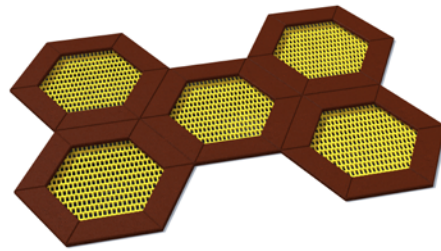
Hexo 3B

MA-SA-63



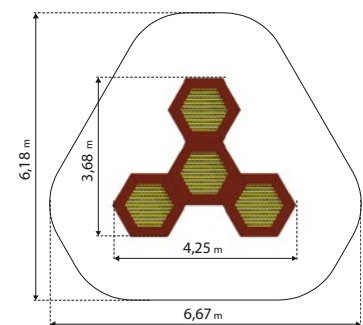
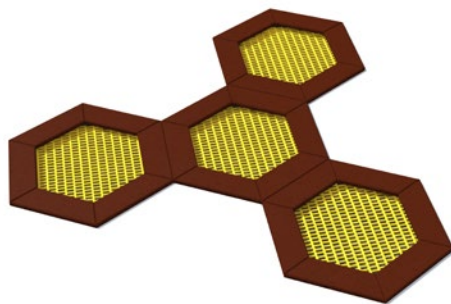
Hexo 5A

MA-SA-66



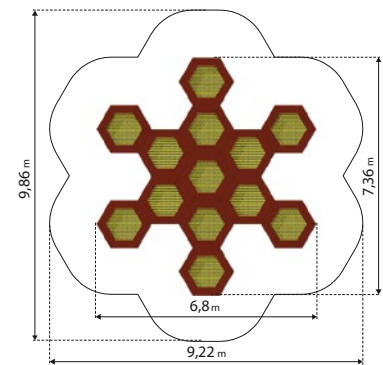
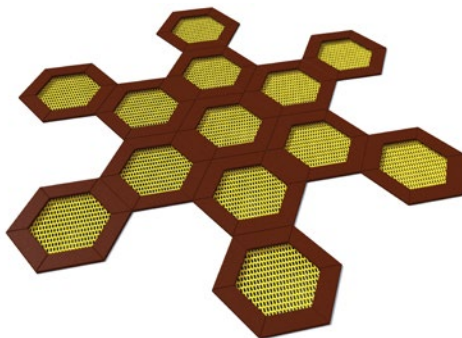
Hexo 4B

MA-SA-65



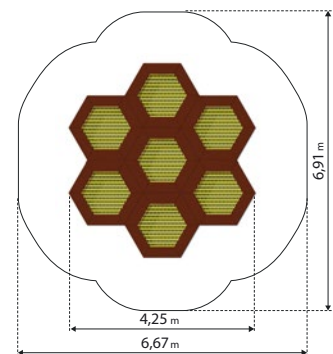
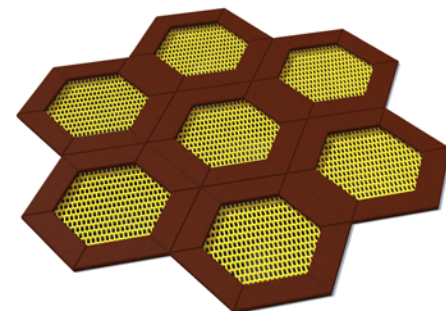
Hexo 13A

MA-SA-69



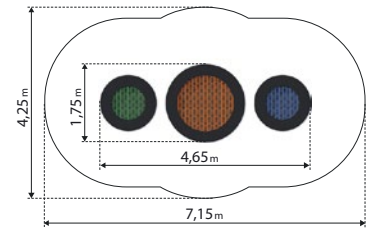
Hexo 7A

MA-SA-68



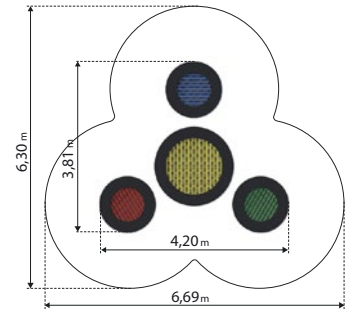
Tuto 1

MA-SA-101



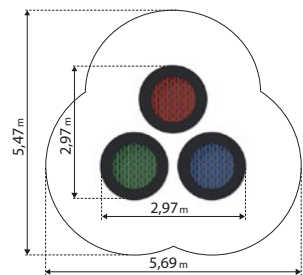
Tuto 2

MA-SA-102



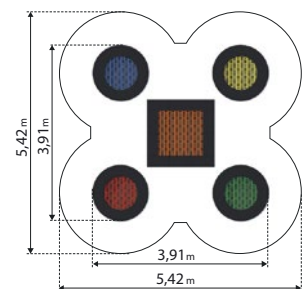
Tuto 3

MA-SA-102



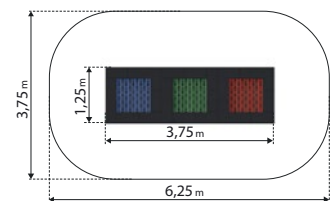

Tuto 4

MA-SA-104



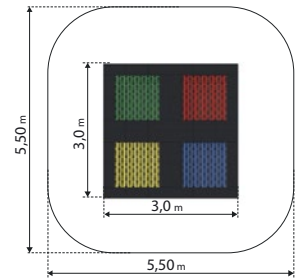

Tuto 5

MA-SA-105



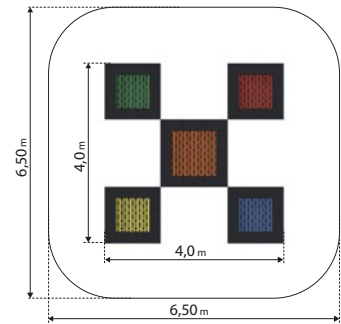

Tuto 6

MA-SA-106



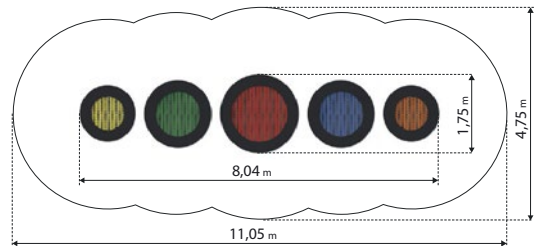

Tuto 7

MA-SA-107



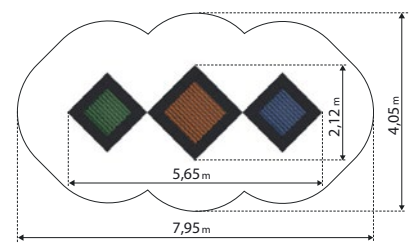

Tuto 8

MA-SA-108



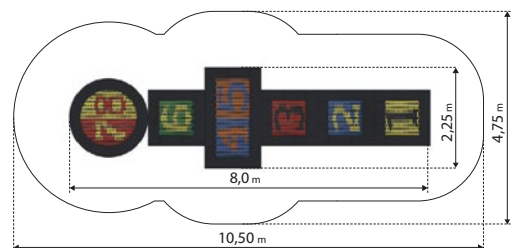
Tuto 9

MA-SA-109

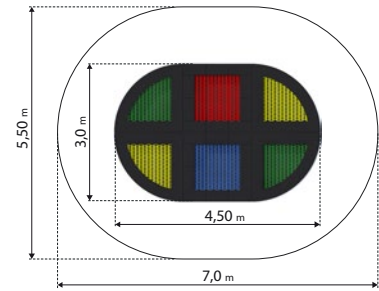


Tuto 10

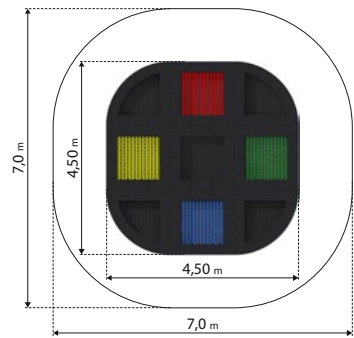
MA-SA-110



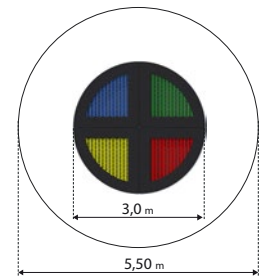

Tuto 11
MA-SA-111



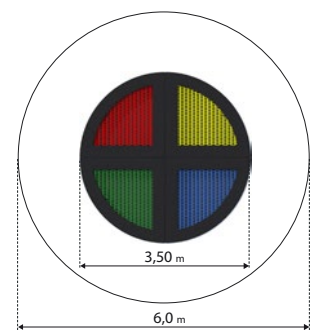

Tuto 12
MA-SA-112



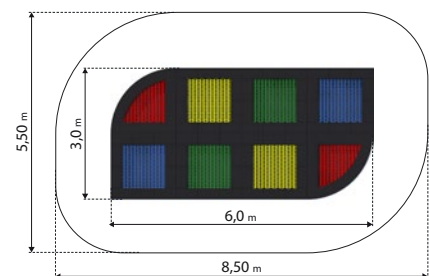

Tuto 13
MA-SA-113



Tuto 14
MA-SA-114

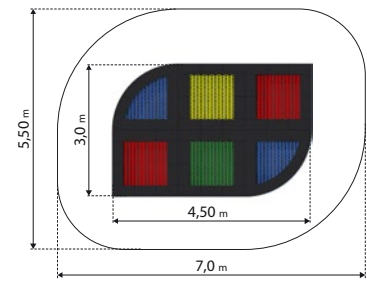


Tuto 15
MA-SA-115



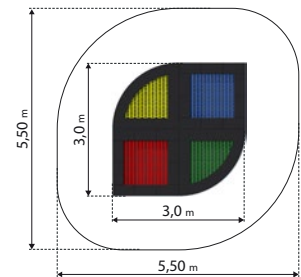

Tuto 16

MA-SA-116



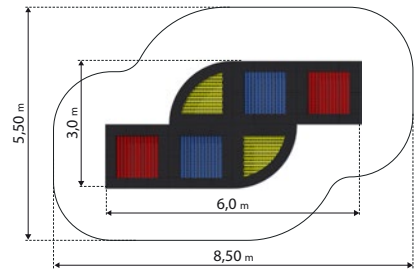

Tuto 17

MA-SA-117



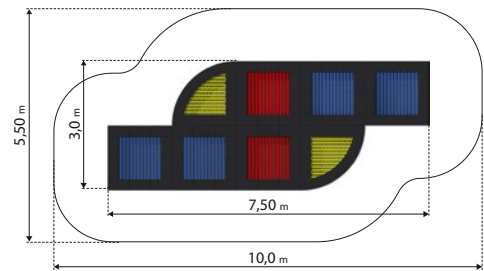

Tuto 18

MA-SA-118



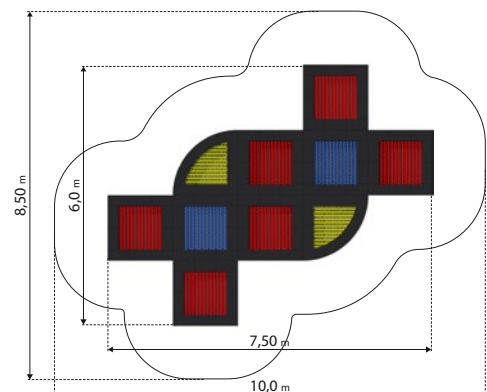

Tuto 19

MA-SA-119



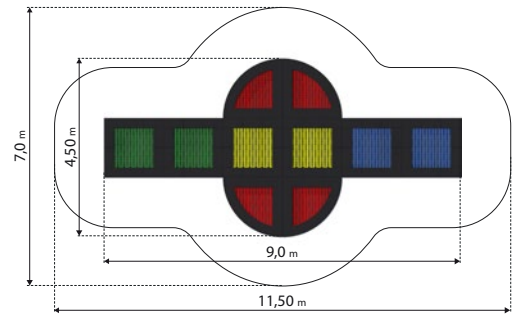

Tuto 20

MA-SA-120



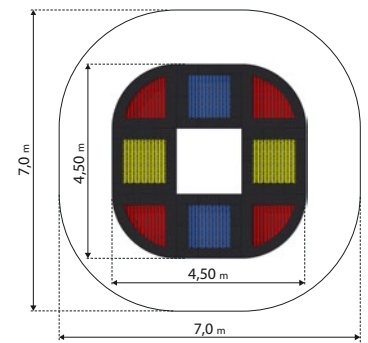
Tuto 21

MA-SA-121



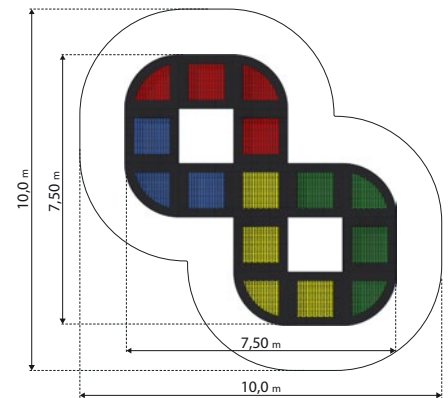
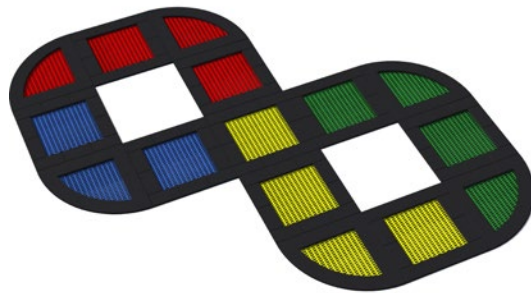
Tuto 22

MA-SA-122



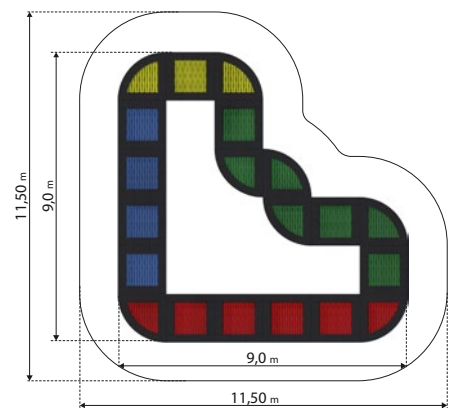

Tuto 23

MA-SA-123



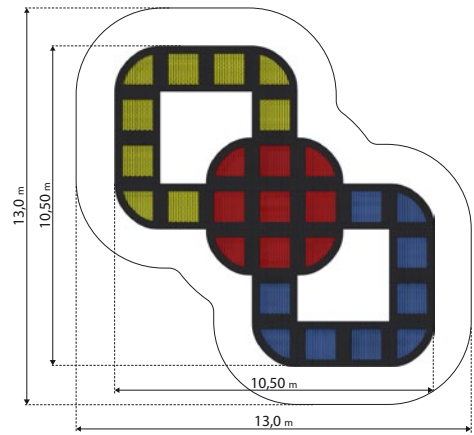

Tuto 24

MA-SA-124



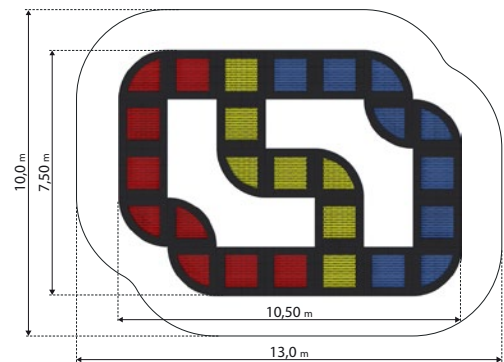

Tuto 25

MA-SA-125



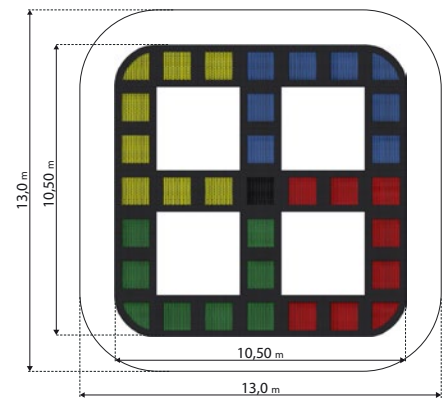

Tuto 26

MA-SA-126



Tuto 27

MA-SA-127




Sample arrangements of trampolines

Beispielprojekte für die Trampolinbereiche







Inter-Play

ul. T. Zana, 71-161 Szczecin POLAND | POLEN

Head office

Phone: +48 91 50 65 041
export@inter-play.eu
www.inter-play.eu

Deutschland – Österreich

T+49 160 996 499 41
T+49 170 655 12 87
info@inter-playspielplatzgeraete.de
www.inter-play-spielplatzgeraete.de